



SPAREPARTSCATALOG

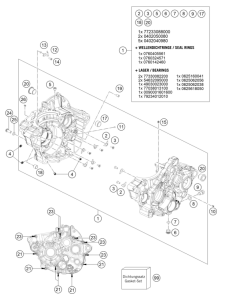
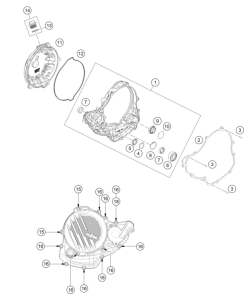
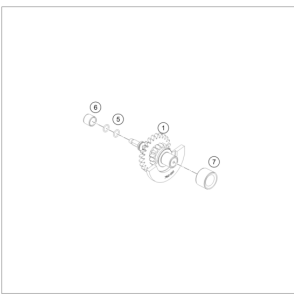
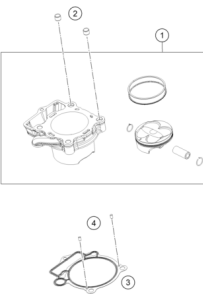
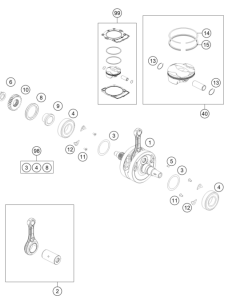
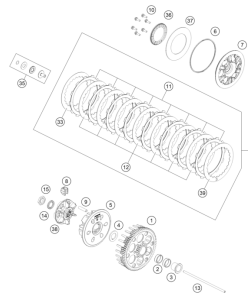
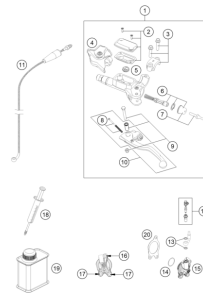
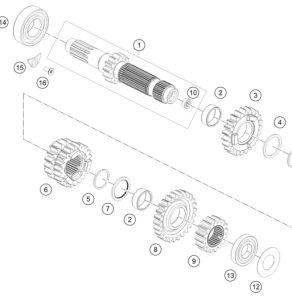
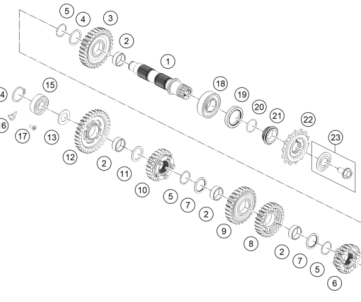

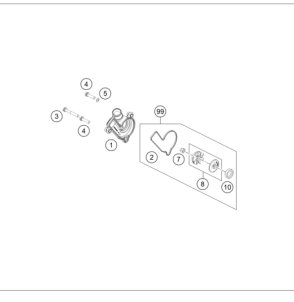
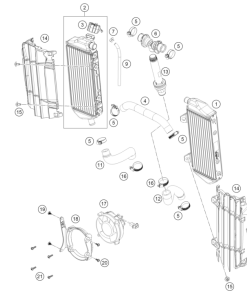
Engine 350 EXC-F 2026 2026

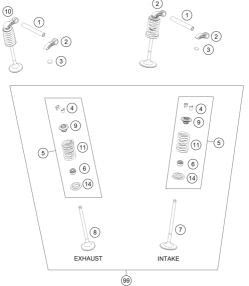
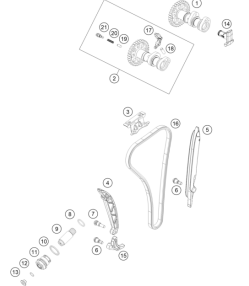
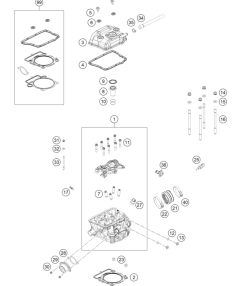
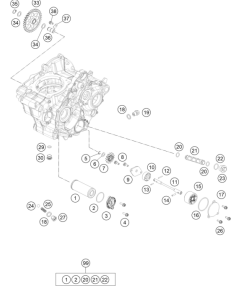
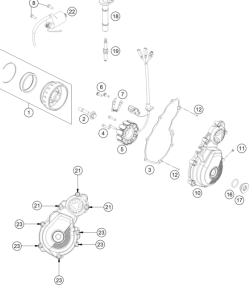
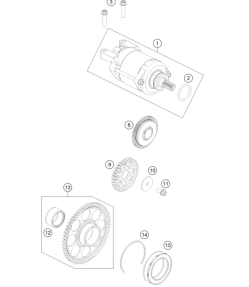
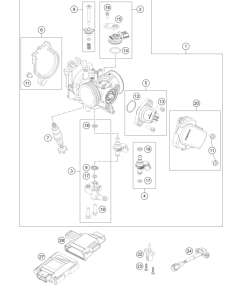
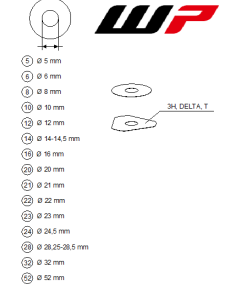
ART.-NR.: 089360ZEN

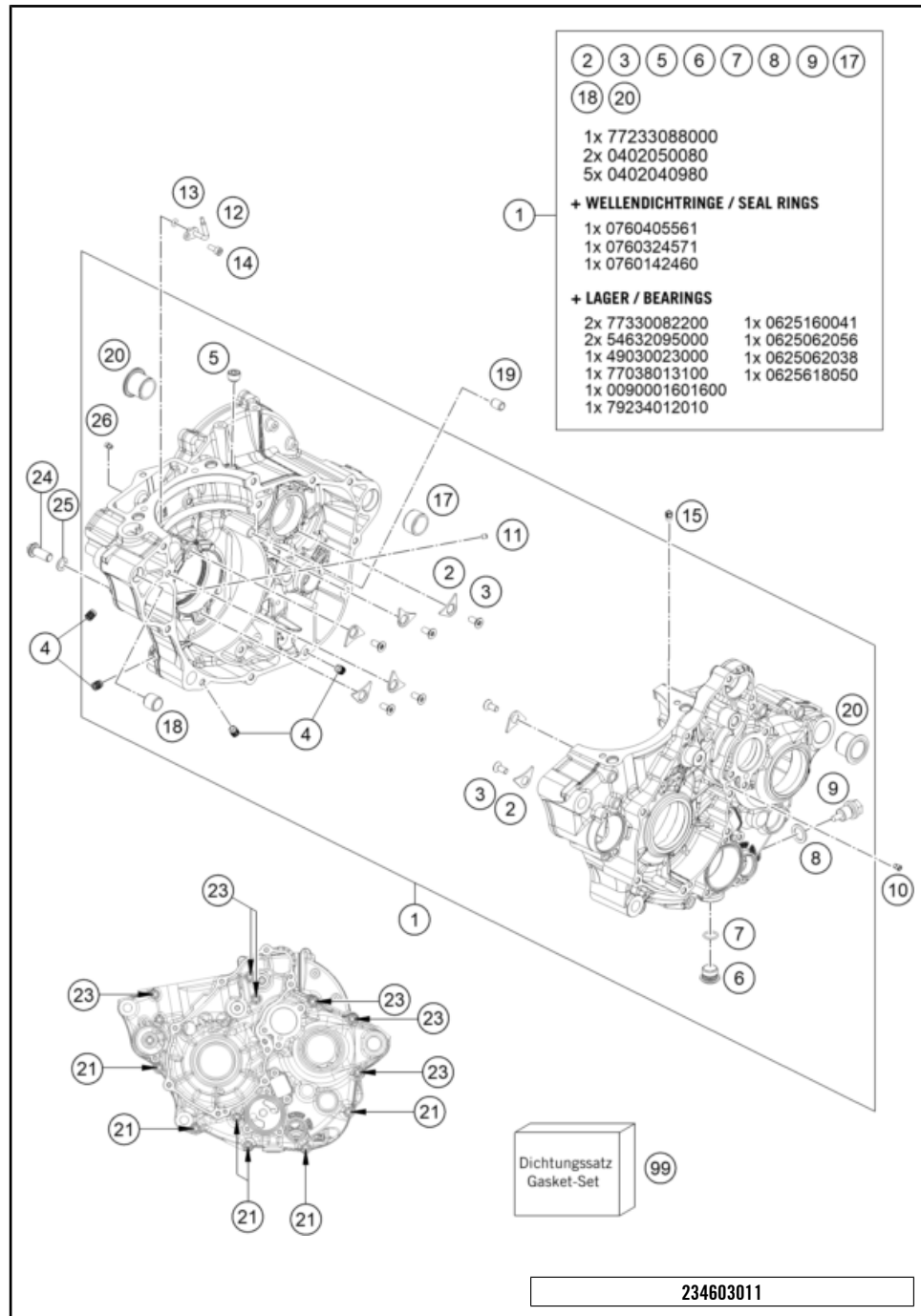


All information contained is without obligation. WP Suspension GmbH particularly reserves the right to modify any equipment, technical specifications, prices, colors, shapes, materials, services, service work, constructions, equipment and the like so as to adapt them to local conditions or to cancel any of the above items, all without previous announcement and without giving reasons. WP Suspension GmbH may stop manufacturing certain models without previous notice. WP Suspension GmbH shall not be held liable for any deviations of availability and/or ability to deliver, illustrations, descriptions, printing and/or other errors. The illustrated models partly contain extra equipment, which is not applied to standard models.

© by WP Suspension GmbH, Mattighofen AUSTRIA; All rights reserved; Reprint, also in extracts, with written allowance of WP Suspension GmbH, Mattighofen only.

<p>ENGINE CASE</p>  <p>3</p>	<p>CLUTCH COVER</p>  <p>4</p>	<p>BALANCER SHAFT</p>  <p>5</p>	<p>CYLINDER</p>  <p>6</p>
<p>CRANKSHAFT, PISTON</p>  <p>7</p>	<p>CLUTCH</p>  <p>8</p>	<p>CLUTCH CONTROL</p>  <p>9</p>	<p>TRANSMISSION I - MAIN SHAFT</p>  <p>10</p>
<p>TRANSMISSION II - COUNTERSHAFT</p>  <p>11</p>	<p>SHIFTING MECHANISM</p>  <p>12</p>	<p>WATER PUMP</p>  <p>13</p>	<p>COOLING SYSTEM</p>  <p>14</p>

<p>VALVE DRIVE</p>  <p style="text-align: right;">15</p>	<p>TIMING DRIVE</p>  <p style="text-align: right;">16</p>	<p>CYLINDER HEAD</p>  <p style="text-align: right;">17</p>	<p>LUBRICATING SYSTEM</p>  <p style="text-align: right;">18</p>
<p>IGNITION SYSTEM</p>  <p style="text-align: right;">19</p>	<p>ELECTRIC STARTER</p>  <p style="text-align: right;">20</p>	<p>THROTTLE BODY</p>  <p style="text-align: right;">21</p>	<p>WP SHIMS FOR SETTING</p>  <p style="text-align: right;">22</p>
Empty cell	Empty cell	Empty cell	Empty cell

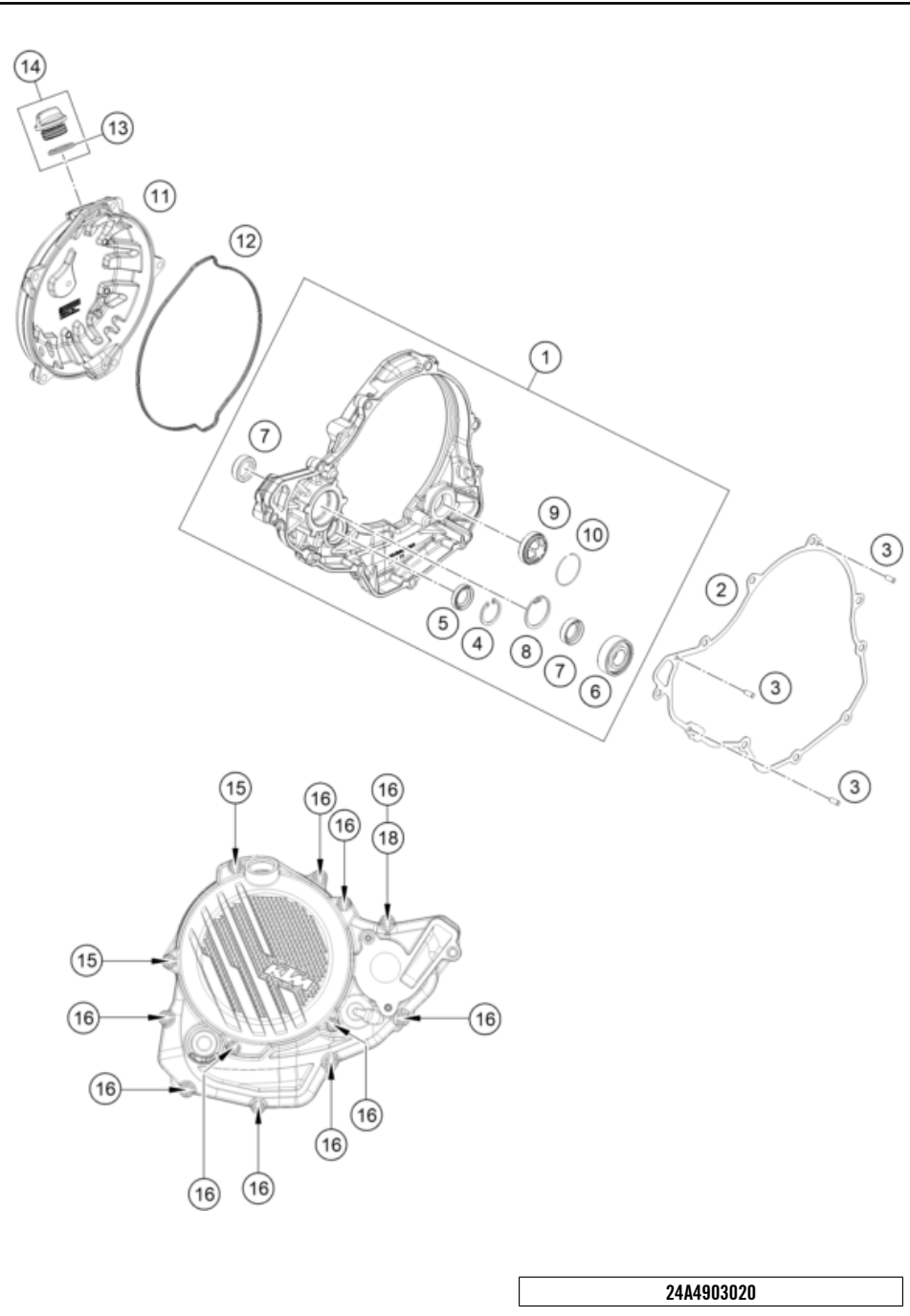


POS	PARTNUMBER		PIECE
1	A46030000044	engine case cpl.	1
2	75030085100	Retaining bracket crankshaft bearing	7
3	0019050121S	INT. TORX FLAT HEAD M5X12 T25	7
4	59030296000	SCREW PLUG	4
5	0906100100	pipe plug DIN 906 M10x1	1
6	78036081000	HOLDING BOLT M14X1,5	1
7	0770110015	O-ring 11x1.5 VITON	1
8	58038022000	CU-seal ring DIN7603-12X18X1.5	1
9	58030021100	oil drain plug with magnet	1
10	80030058060	OIL JET "60" M4	1
11	79330058040	Nozzle	1
12	77830064070	OIL JET CURVED " 70 "	1
13	0770035020	O-RING 3,5X2,00 NBR	1
14	0912040103S	Cylinder screw DIN 912-M4x10-8.8 SS	1
15	60030063070	oil jet 70 M5	1
17	54830027100	Dowel, 21x12	1
18	54630027000	DOWEL BUSHING 13,8X11X12	1
19	59030023000	dowel sleeve 6x8x11.5	1
20	79230010000	Housing bush	2
21	0025060556	HH collar screw M6x55 TX30	6
23	0025060706	HH COLLAR SCREW M6X70 TX30	6
24	0000150802000	Screw, M8x20 SW=8 8.8	1
25	0603082131	COPPER Gask.DIN7603- 8.2X13X1	1
26	59030058000	JET 100 BING(44-031/180) M4	1
99	A47030099000	Engine seal kit 350cc	1

234603011

59969

* NEW PART X ON DEMAND

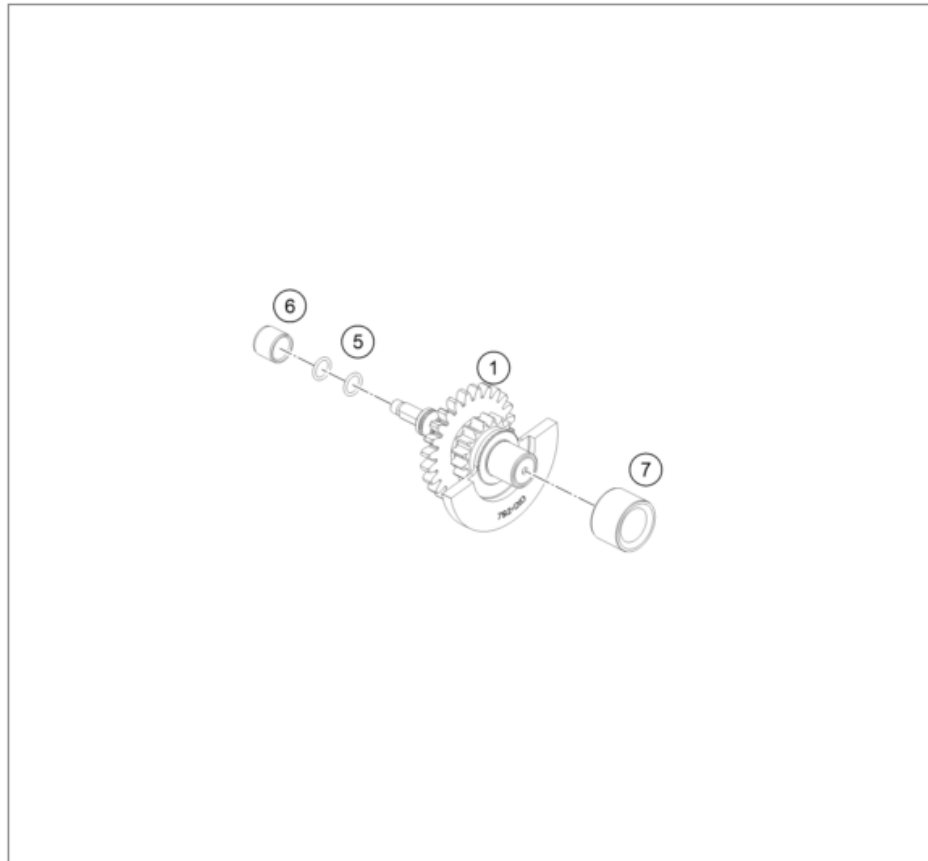


POS	PARTNUMBER		PIECE
1	A46030001044	inner clutch cover cpl.	1
2	A46030025000	Clutch cover gasket	1
3	0402040980	Needle roll.DIN5402 NRB 4X9.8	3
4	0472024120	CIRCLIP DIN0472-24X1.2	1
5	0760142450	SHAFT SEAL RING 14X24X5 VITON	1
6	0625062022	BALL BEARING 6202 C0 2	1
7	07601530451	SHAFT SEAL RING 15X30X4.5 BAUD	2
8	0472300120	CIRCLIP 30X1,2	1
9	59030019200	OIL SIGHT GLASS	1
10	61030019050	CIRCLIP OIL LEVEL GLASS 03	1
11	A49030026000C1	Clutch cover, external	1
12	A48030027000	Clutch cover gasket external	1
13	0770191015	O-RING 19,00X3,00 NBR	1
14	79430020033	Oil filler cap cpl. M24x3	1
15	0025060456	HH COLLAR SCREW M6X45 TX30	3
16	0025060256	HH collar screw M6x25 TX30	10
18	0603061001	CU-seal ring DIN7603-6X10X1	1

24A4903020

63943

* NEW PART X ON DEMAND



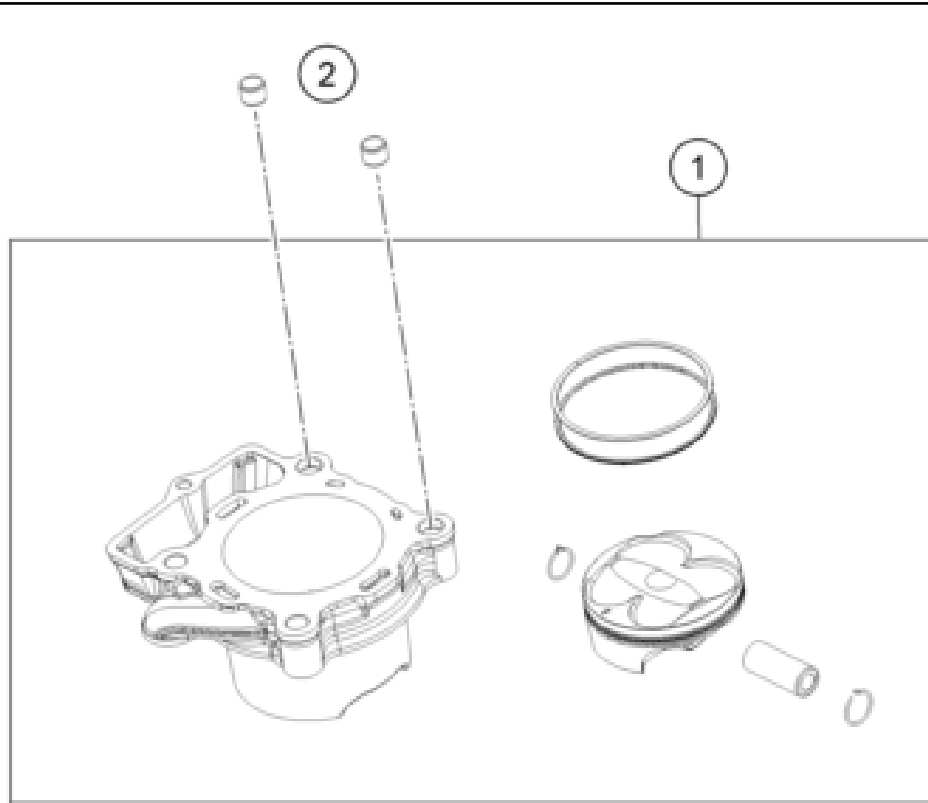
POS	PARTNUMBER		PIECE
1	79236072233	Balancing shaft preassembled	1
5	07700900151	O-RING 9x1,5 V80 SH	2
6	77236072120	Wear bushing 12/15/12,5	1
7	0090001601600	Slide bearing bushing, balancer shaft	1

247913030

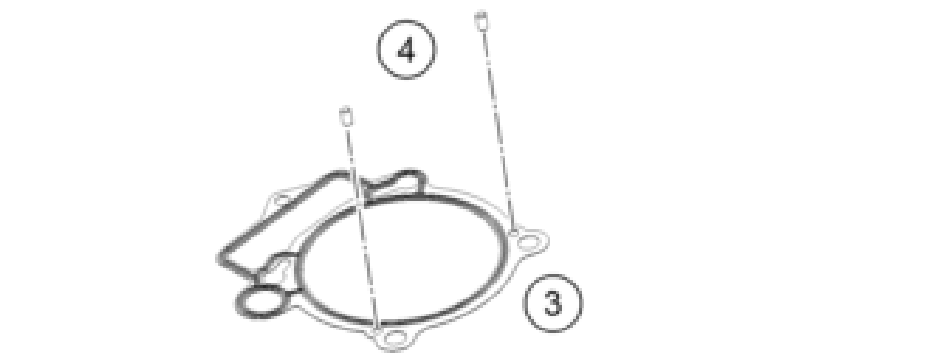
62481

* NEW PART

X ON DEMAND



POS	PARTNUMBER		PIECE
1	A47030038000	Cylinder + Piston	1
2	58530014100	dowl sleeve 10.2x12.5x10	2
3	A46030035000	Cylinder base gasket	1
4	0402050980	needle roller DIN 5402 5x9.8	2

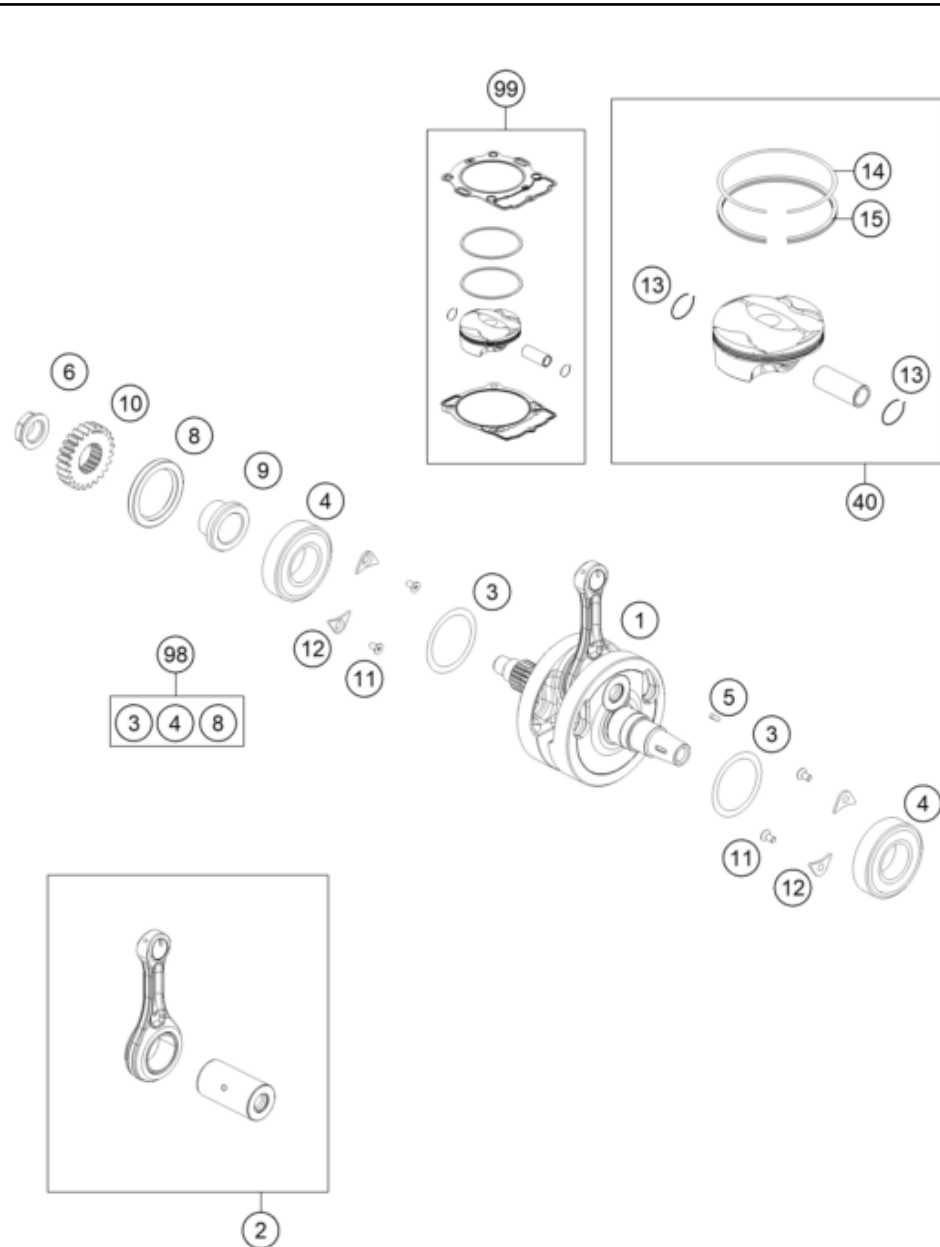


224603040

59976

* NEW PART

X ON DEMAND



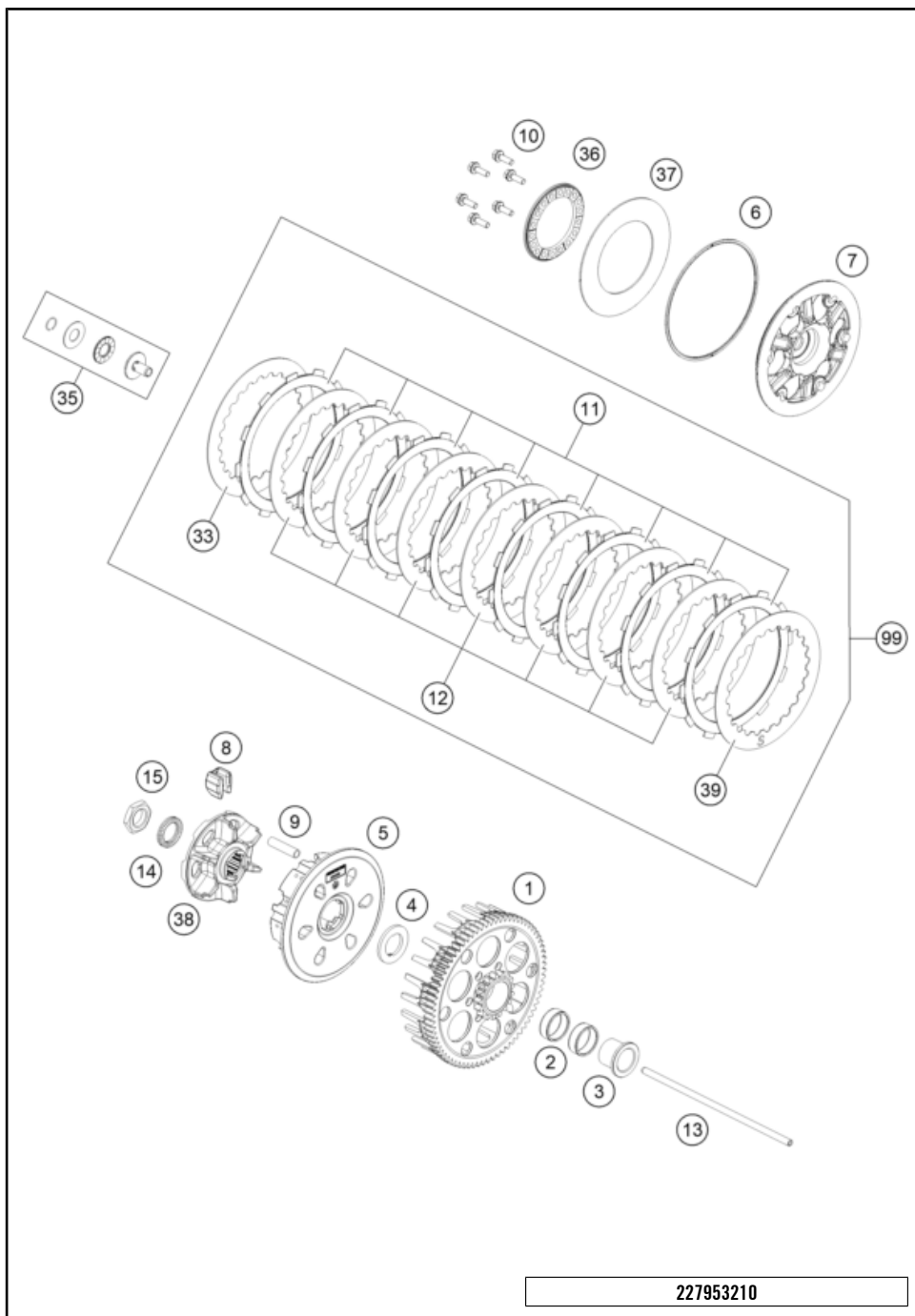
POS	PARTNUMBER		PIECE
1	79330118000	CRANKSHAFT Cmpl.	1
2	79330115044	Connecting rod repair kit	1
3	0988324510	THRUST WASHER 988ST 32X0,1	x
3	0988324515	THRUST WASHER 988ST 32X0,15	x
3	0988324530	THRUST WASHER 988ST 32X0,30	x
4	77330082200	BEARING NJ 206 ECP/HN3C4HVA624	2
5	0888030037	WOODRUFF KEY DIN6888-3X3,7	1
6	0910001801001S	Nut M18x1.5 Precote LH thread	1
8	0760405561	SHAFT SEAL RING A 40X55X6 V.	1
9	77232022200	spacer primary gear	1
10	79232023124	gear primary drive	1
11	0019050121S	INT. TORX FLAT HEAD M5X12 T25	4
12	75030085000	RETAINING PLATE F. CS BEARING	4
13	79230274000	CIRCLIP PISTON PIN	2
14	77230030000	COMPRESSIONRING 350	1
15	79230232100	Oil scraper ring	1
40	A47030007000 I	piston I cpl. 350 MX	x
40	A47030007000 II	piston II cpl. 350 MX	x
98	79230018088	Crankshaft repair kit	x
99	A47030007010 I	piston kit I	x
99	A47030007010 II	Pistonkit II	x

177963061

81132

* NEW PART

X ON DEMAND

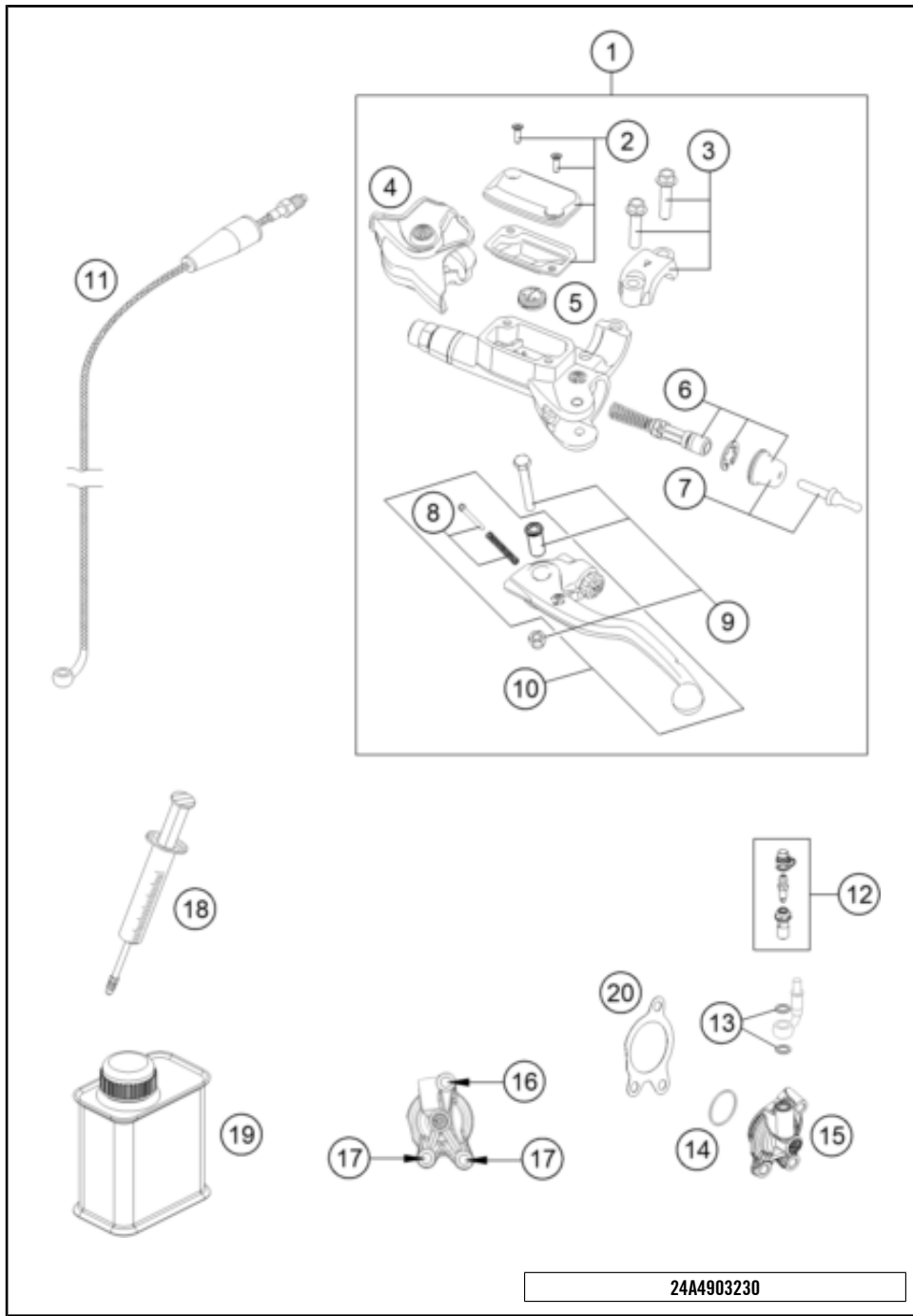


POS	PARTNUMBER		PIECE
1	A46032001072	Outer clutch hub	1
2	0405252910	NEEDLE BEAR K 25X29X10	2
3	A46032015000	Collar sleeve	1
4	78932009000	WASHER 22 X 36,5 X 3	1
5	78132002400	Inner clutch hub	1
6	78132013000	WASHER 112X118X1.5	1
7	79432003100	Clutch pressure plate	1
8	78132025100	DAMPING RUBBER	6
9	77232104000	Sleeve, 7.95x38	6
10	0025050166	HH collar screw M5x16 TX30	6
11	79532011000	Lining disc 1,95mm	8
12	59032010200	INTERMEDIATE DISC 1,4MM 2002	7
13	A46032054000	Push rod	1
14	0252012002900	Wedge lock washer 19.5x29x3.4	1
15	0936181506	Hex nut DIN0936-M18x1.5 right	1
33	59032010100	INTERMEDIATE DISC 1MM 2002	1
35	78032057044	PRESSURE PIECE CPL. 08	1
36	78132006200	Spring retainer	1
37	78132005000	BELLEVILLE SPRING 71X115X1,5 I	1
38	78132002211	Clutch center	1
39	78932010000	INTERMEDIATE DISC 1MM	1
99	79532010033	Clutch plate pack	1

227953210

63920

* NEW PART X ON DEMAND



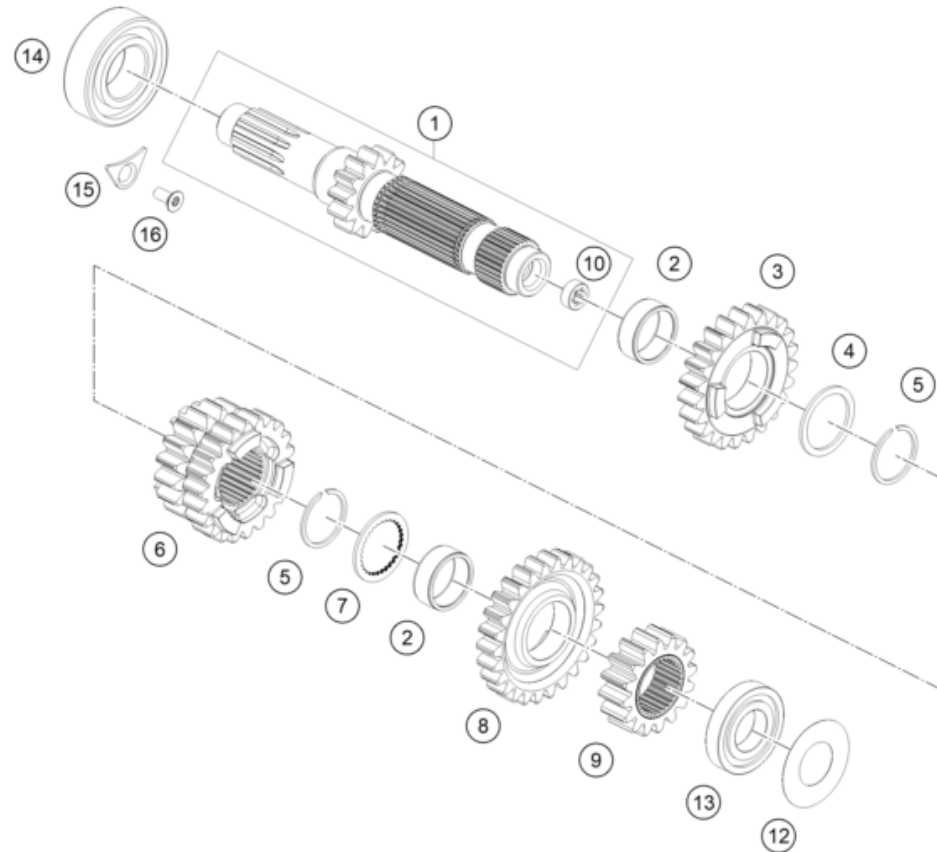
POS	PARTNUMBER		PIECE
1	54802030144	MASTER CYLINDER CPL.	1
2	5480200310030	COVER HYD. CLUTCH CPL. 2014	1
3	54802005100	CLAMP CPL. 06	1
4	54802037000	PROTECTION CAP 06	1
5	54802051000	VALVE	1
6	54802032000	REP. KIT PISTON 06	1
7	54802046000	Push rod cmpl.	1
8	54802052000	BOLT KPL.	1
9	54802038100	Lever screw cmpl. 06	1
10	54802031000	Clutch lever cmpl. BREMBO 06	1
11	79232063000	CLUTCH PIPE	1
12	79032064000	BLEEDER SCREW CPL.	1
13	0603082121	SEAL RING CU DIN7603- 8X12X1	2
14	07703305178	O-RING 33,05X1,78	1
15	79232061044	OUTPUT CYLINDER CPL.	1
16	0025060256	HH collar screw M6x25 TX30	1
17	0025060166	HH collar screw M6x16 TX30	2
18	50329050000	Vent injektion hydr. clutch	1
19	00062030000	Brake fluid DOT5.1 0,25L	1
20	79232065100	Seal, slave cylinder	1

24A4903230

68044

* NEW PART

X ON DEMAND



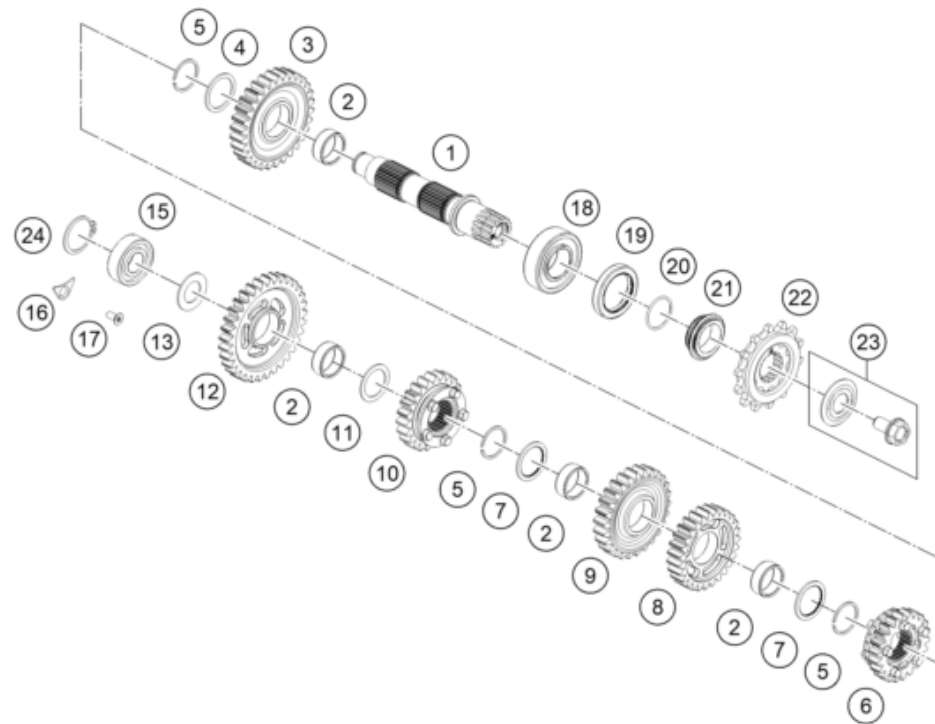
POS	PARTNUMBER		PIECE
1	A46033501000	Main shaft cmpl.	1
2	0405222611	NEEDLE BEAR.K 22X26X10 DIVIDED	2
3	A46033505000	Idler gear 5th gear, teeth=23	1
4	54833044000	STOP DISC 25X31X1,5	1
5	0417024000	CIRCLIP WS24	2
6	A46033503000	Sliding gear 3rd/4th gear, teeth=16/23	1
7	54833043000	STOP DISC 25X0,8X30X30X7H	1
8	A46033506000	Idler gear sixth-gear, teeth=26	1
9	A46033502000	Fixed gear 2nd gear, teeth=16	1
10	79133001010	bushing	1
12	77233088000	SPACER SHIM 21X42X0.2	1
13	0625160041	BALL BEARING TM 16004 C4	1
14	0625062056	Groove ball bearing 6205 C4 NTN	1
15	75030085000	RETAINING PLATE F. CS BEARING	1
16	0019050121S	INT. TORX FLAT HEAD M5X12 T25	1

234603330

59943

* NEW PART

X ON DEMAND



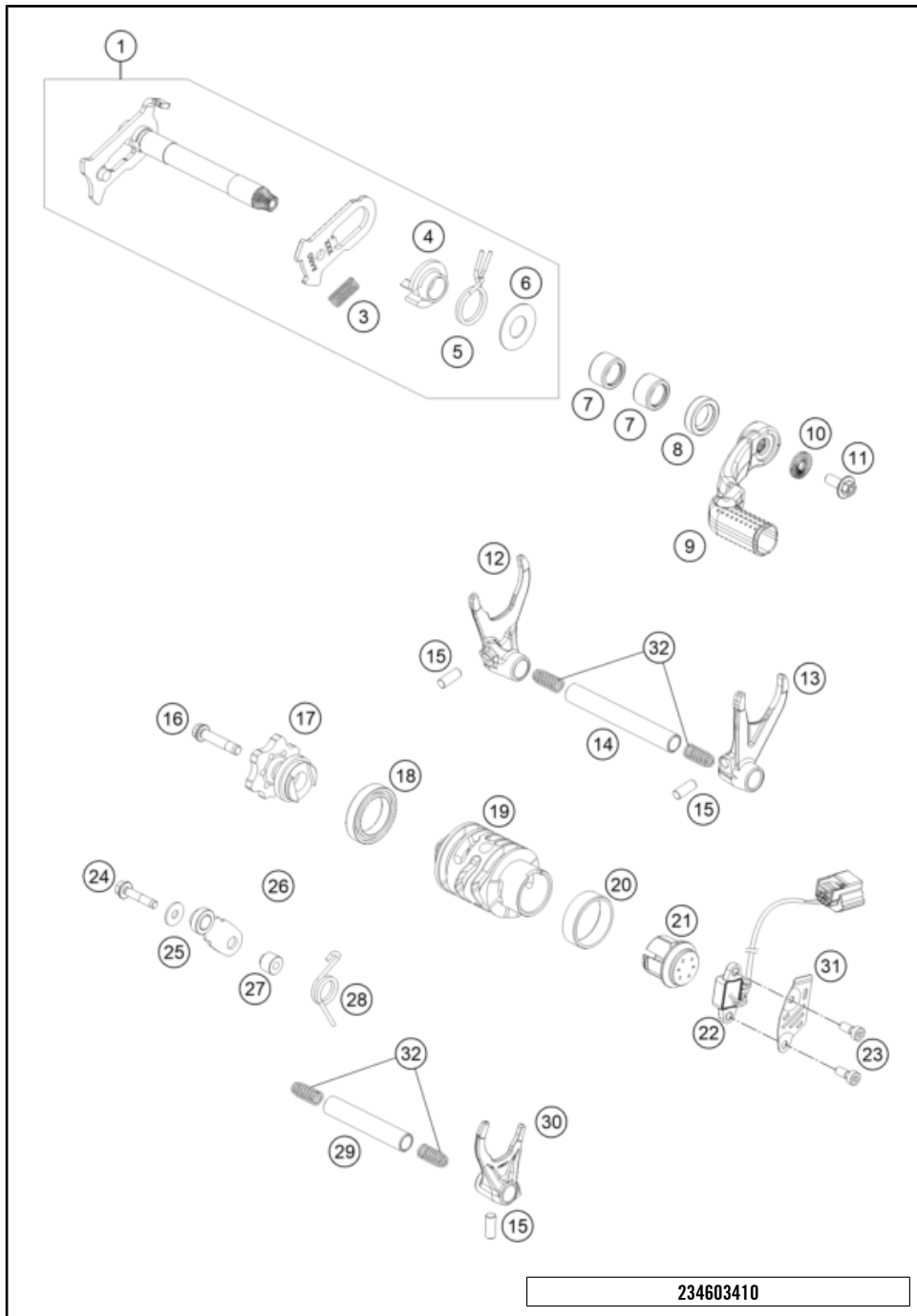
POS	PARTNUMBER		PIECE
1	A46033510000	Countershaft	1
2	0405222611	NEEDLE BEAR.K 22X26X10 DIVIDED	4
3	A46033512000	Idler gear 2nd gear, teeth=30	1
4	54833044000	STOP DISC 25X31X1,5	1
5	0417024000	CIRCLIP WS24	3
6	A46033516000	Sliding gear 6th gear, teeth=20	1
7	54833043000	STOP DISC 25X0,8X30X30X7H	2
8	A46033514000	Idler gear fourth-gear, teeth=26	1
9	A46033513000	Idler gear third-gear, teeth=26	1
10	A46033515000	Sliding gear fifth-gear, teeth=23	1
11	50333042000	STOP DISK 22,2X28X1 C	1
12	A46033511000	idler gear 1 st.	1
13	77233020000	STOP DISK 17,2X30X1,3	1
15	0625062038	Ballbearing NTN 6203JR2CM21	1
16	75030085000	RETAINING PLATE F. CS BEARING	1
17	0019050121S	INT. TORX FLAT HEAD M5X12 T25	1
18	49030023000	cylindrical roller bearing NJ205	1
19	0760324571	SHAFT SEAL RING 32X45X7 BSLNBR	1
20	0770020220	O-ring 25,12X1,78 NBR70	1
21	78133014000	SPACER SLEEVE COUNTER	1
22	79233129014	ENGINE SPROCKET 14Z	1
23	59033034044	SCREW 10.9+SPRING WASHER	1
24	0471170015	CIRCLIP DIN 0471-17X1, 5	1

24A4903360

63918

* NEW PART

X ON DEMAND



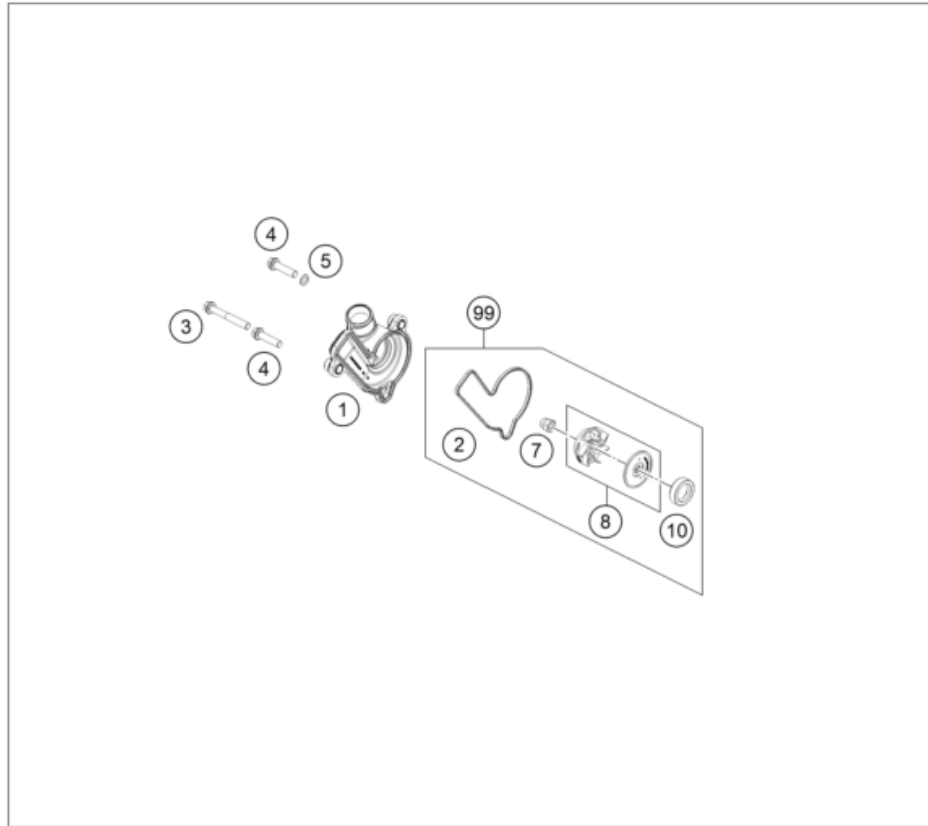
POS	PARTNUMBER		PIECE
1	A46034005033	Shift shaft cpl.	1
3	56534013100	TENSIONING SPRING 0,8MM	1
4	54634020000	SPRING GUIDE	1
5	54834014000	RETURN SPRING 03	1
6	54634050000	STOP DISK 14X30X1	1
7	54632095000	needle sleeve HK 1412 14x20x12	2
8	0760142460	radial shaft seal 14x24x6 B	1
9	79234031100	Shift lever cpl.	1
10	50233041500	Pair nordlock washer M6	1
11	0024060156S	HH collar screw M6x15 TX30	1
12	A46034503000	shift fork 1.-3. gear	1
13	A46034502000	shift fork 2.-4. gear	1
14	A46034019000	Shift fork shaft (L=93 mm)	1
15	0402061480	NEEDLE ROLLER DIN5402 6X14,8	3
16	0025060306S	HH collar screw M6x30 TX30	1
17	A46034115000	Shift star	1
18	0410002500700	Grooved ball bearing 6805 JR C3	1
19	A46034512000	Shift drum 6 gear	1
20	79234012010	FRICTION BEARING CONTROLLER	1
21	79234012020	Magnet bracket cpl.	1
22	79211023000	Gear position sensor	1
23	0025050146S	Hex coll. screw M5x14 ISA30 self-locking	2
24	0025050256S	HH collar screw M5x25 TX30	1
25	0021050003	washer DIN 9021 A - 5.3	1
26	A46034024044	Detent arm cpl.	1
27	54634052300	SLEEVE FOR LOCKING LEVER	1
28	54834023000	LOCKING LEVER SPRING 03	1
29	A46034020000	Shift fork shaft (L=66 mm)	1
30	A46034501000	shift fork 5.-6. gear	1
31	A46011024000	Shield gear position sensor	1
32	58038023400	Compression spring L=25mm D=0.9mm	4

234603410

81118

* NEW PART

X ON DEMAND



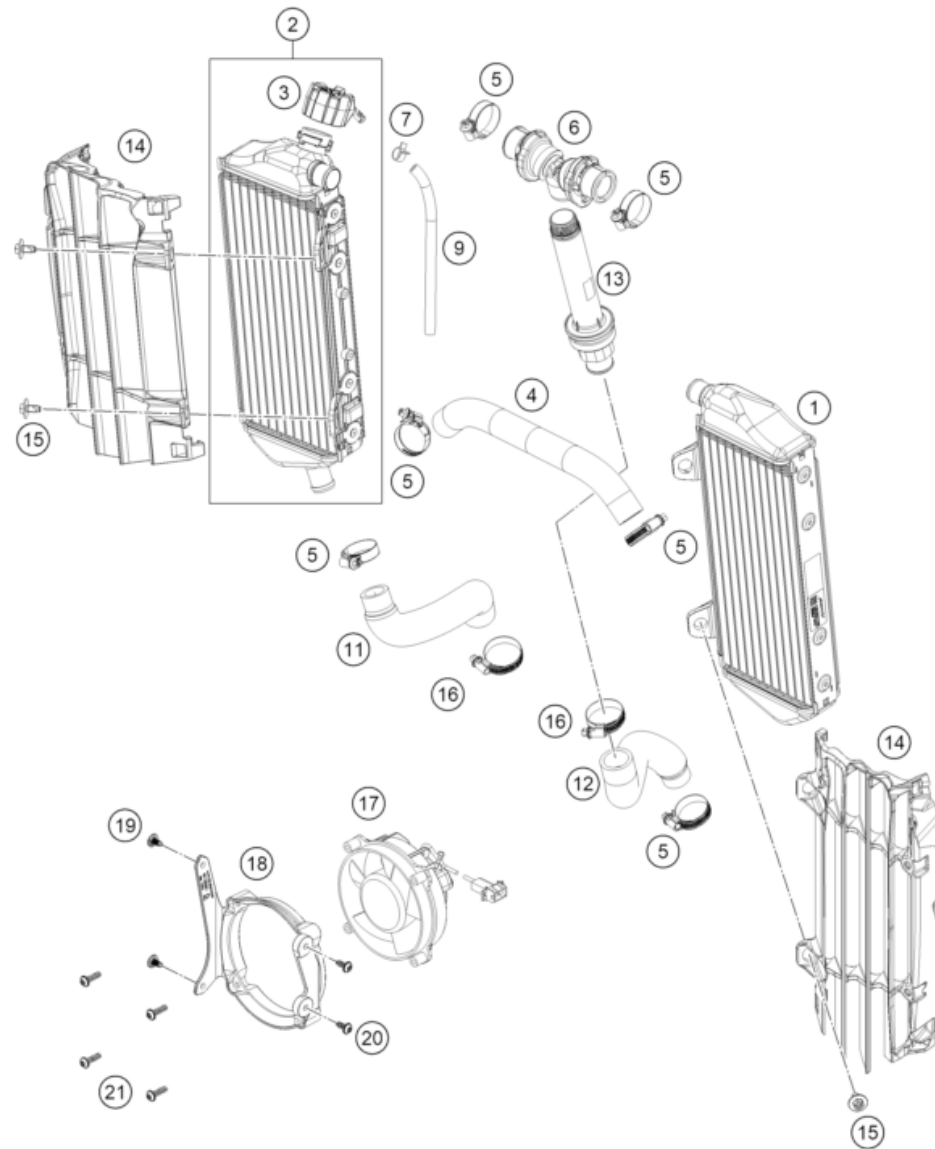
POS	PARTNUMBER		PIECE
1	A46035052000	water pump cover	1
2	A46035053000	Water pump cover seal	1
3	0025060456	HH COLLAR SCREW M6X45 TX30	1
4	0025060256	HH collar screw M6x25 TX30	2
5	0603061001	CU-seal ring DIN7603-6X10X1	1
7	61230045000	CAP NUT M6 STAINLESS STEEL	1
8	79235055044	WATER PUMP WHEEL CPL.	1
10	07601530451	SHAFT SEAL RING 15X30X4.5 BAUD	1
99	a46035055015	Rep. Kit Water Pump	1

224603510

58256

* NEW PART

X ON DEMAND



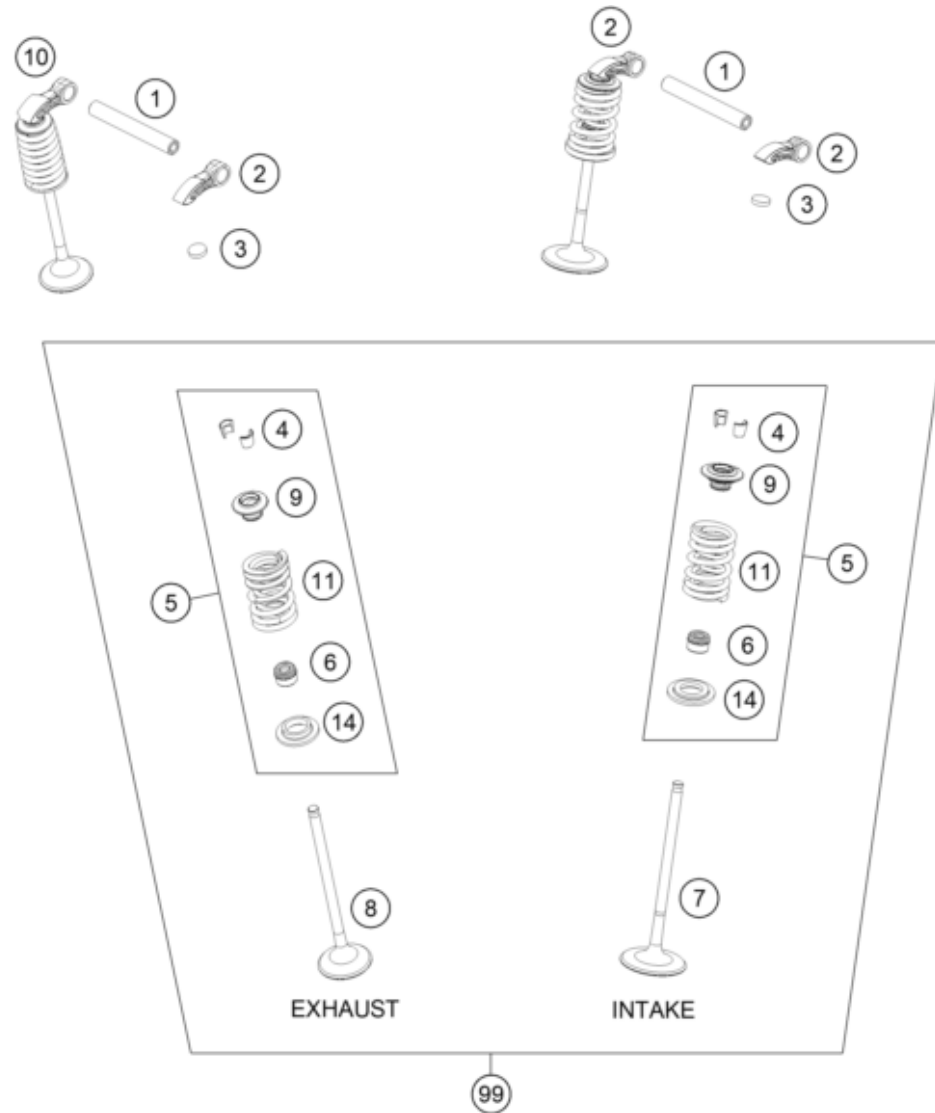
POS	PARTNUMBER		PIECE
1	A46035007000	Radiator left	1
2	A46035008100	Right radiator	1
3	72035016000	RADIATOR CAP 1,8 BAR	1
4	A46035025000	Pre-formed hose radiator left/right	1
5	0310000902900	Hose clip 18-29	6
6	A46035071044	Y-piece cmpl.	1
7	59007017000	CLAMP YDNAC 10096F (9,6MM)	1
9	50335030001	PVC-hose 6X9	x
11	A46035024000	Pre-formed hose engine/radiator right	1
12	A46035023000	Pre-formed hose, engine/riser	1
13	A49035073033	Screw-in nozzle with thermo.re	1
14	A46035036044C1	Radiator protection set, black	1
15	0900000601203	HH ISR collar screw M6x12-10.9 ISA30	4
16	0310000903200	Hose clip 20-32	2
17	58435041000	FAN CPL. 12V LC4 2000	1
18	A49035043000	Radiator fan support	1
19	0081050121	EJOT PT screw K50x12	2
20	0080150100	EJOT SHEETTRACS SCREW 50X10	2
21	0081050181	SCREW FOR PLASTIC K50X18 T20	4

25A4903530

81131

* NEW PART

X ON DEMAND



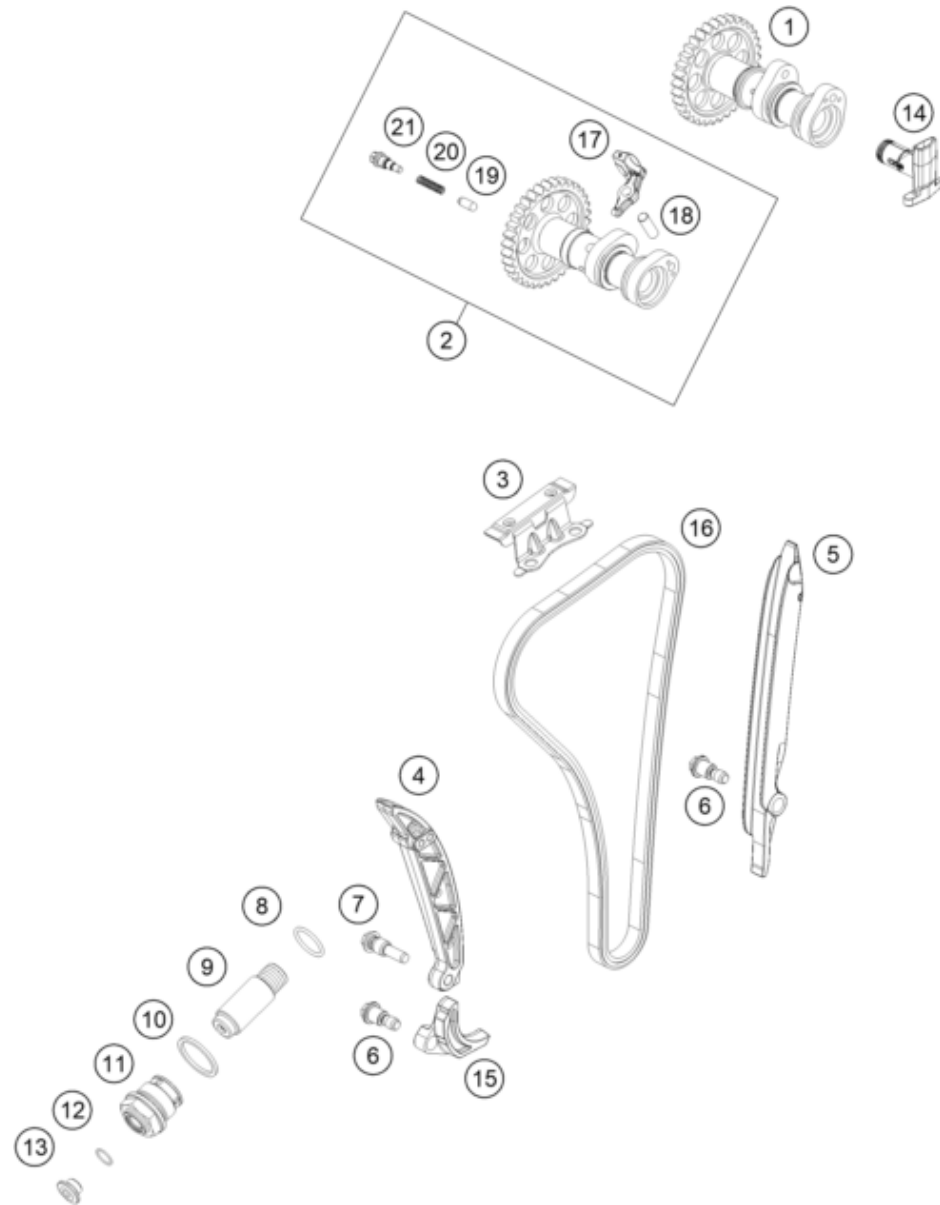
POS	PARTNUMBER		PIECE
1	77236056100	Cam follower shaft	2
2	77236060100	VALVE LEVER	3
3	77036035172	SHIM D=8,9/1,72	x
3	77036035176	SHIM D=8,9/1,76	x
3	77036035180	SHIM D=8,9/1,80	x
3	77036035184	SHIM D=8,9/1,84	x
3	77036035188	SHIM D=8,9/1,88	x
3	77036035192	SHIM D=8,9/1,92	x
3	77036035196	SHIM D=8,9/1,96	x
3	77036035200	SHIM D=8,9/2,00	x
3	77036035204	SHIM D=8,9/2,04	x
3	77036035208	SHIM D=8,9/2,08	x
3	77036035212	SHIM D=8,9/2,12	x
3	77036035216	SHIM D=8,9/2,16	x
3	77036035220	SHIM D=8,9/2,20	x
3	77036035224	SHIM D=8,9/2,24	x
3	77036035228	SHIM D=8,9/2,28	x
3	77036035232	SHIM D=8,9/2,32	x
3	77036035236	SHIM D=8,9/2,36	x
3	77036035240	SHIM D=8,9/2,40	x
3	77036035244	SHIM D=8,9/2,44	x
3	77036035248	SHIM D=8,9/2,48	x
3	77036035252	SHIM D=8,9/2,52	x
3	77036035256	SHIM D=8,9/2,56	x
3	77036035260	SHIM D=8,9/2,60	x
4	77036033000	valve collet	8
5	79036028044	VALVE SPRING KIT EXHAUST	2
6	77036027000	VALVE-STEM SEALING 05	4
7	A47036130000	Inlet valve	2
8	A47036131000	Exhaust valve	2
9	79036132200	valve spring retainer	4
10	A47036060000	Cam follower	1
11	77736028000	VALVE SPRING NHK HUB 10MM	4
14	77736136100	Valve spring washer	4
99	A47036130010	Valve kit	1

167923610

81134

* NEW PART

X ON DEMAND



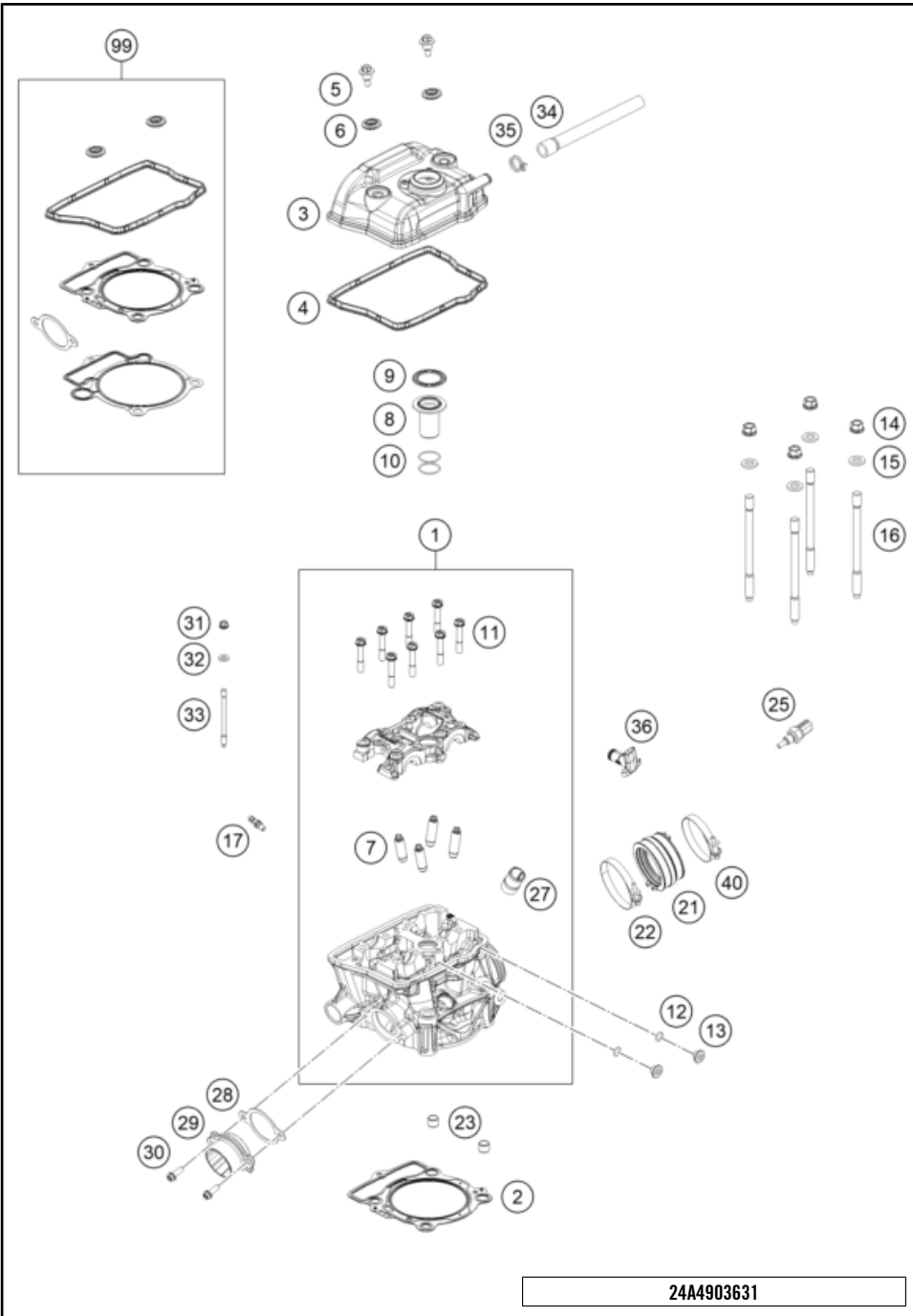
POS	PARTNUMBER		PIECE
1	A47036509000	Intake camshaft	1
2	A47036510044	Exhaust camshaft with decal	1
3	A47036004000	Slide bars	1
4	79236002000	TENSIONING RAIL	1
5	A47036001000	Slide bars	1
6	77236001160	BUSHING SCREW M6	2
7	77236002160	BUSHING SCREW M8	1
8	0770180020	o-ring 18.00x2.00 NBR70	1
9	77036003200	Chain tension adjuster, hydraulic	1
10	0603242920	CU SEAL-RING DIN7603 A24X29X2	1
11	77336008200	chain tension adjuster plug	1
12	0770010010	o-ring 10.00x1.00 NBR70	1
13	77236080100	threaded plug	1
14	A47036081000	Angle piece, engine breather	1
15	77236005000	SECURING PROTECTION	1
16	A47036013000	Timing chain	1
17	79236016000	DECO LEVER	1
18	0402061780	NEEDLE ROLLER	1
19	77336016055	DECO SPRING PIN L=10,6 07	1
20	77336017030	SPRING FOR AUTO DECOMPR.	1
21	77336017050	DECO SCREW PLUG	1

23A4603620

81133

* NEW PART

X ON DEMAND



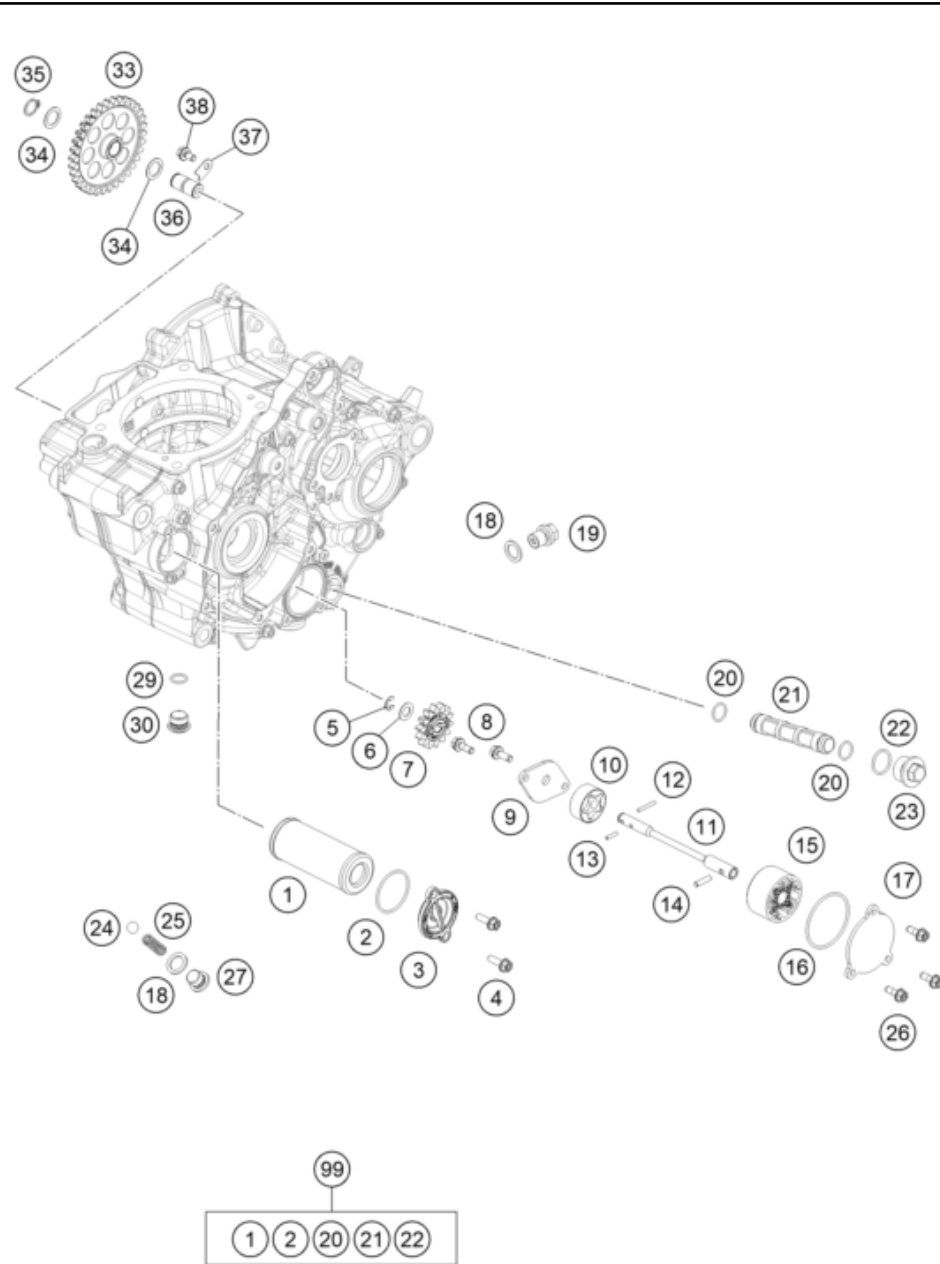
24A4903631

POS	PARTNUMBER		PIECE
1	A47036520144	Cylinder Head cpl.	1
2	79330036086	Cylinder head gasket	1
3	A47036052000C1	valve cover	1
4	A46036053000	Valve cover seal	1
5	77336054150	VALVE COVER SCREW	2
6	77036054150	RUBBER GASKET FOR SCREW	2
7	77136026001	VALVE GUIDE OUTLET	4
8	A46036075000	Spark plug shaft insert	1
9	77336053050	GASKET SPARK-PLUG SHAFT	1
10	07702300151	O-ring 23x1.5 Viton	2
11	0000150703800	Collar screw M7x1x38	8
12	0770090015	O-RING 9X1,5 NBR	2
13	77236080100	threaded plug	2
14	77336088210	COLLAR NUT M10X1,25 SW13	4
15	77336089010	washer 19x10.5x2.5	4
16	0900000814500	Stud M10x1,25	4
17	60036123000	Vacuum fitting M6	1
21	79536044000	rubber sleeve	1
22	61036047000	Hose clamp GEMI 63mm 05	1
23	58530014100	dowl sleeve 10.2x12.5x10	2
25	79435047000	Water temperature sensor	1
27	58030010200	SCREW IN NOZZLE M20X1,5	1
28	A46036041000	Exhaust pipe flange gasket	1
29	A46036039000	Engine flange	1
30	0025060166S	HH collar screw M6x16 TX30 SL	2
31	77336088106	COLLAR NUT M6X1 SW8	1
32	0125060003	WASHER DIN0125-A 6,4	1
33	0900000607900	Stud M6	1
34	A49030087000	Engine vent hose	1
35	58431082300	CLAMP YDNAC 10173 (18MM)	1
36	A47036081000	Angle piece, engine breather	1
40	77236048000	Hose clip GEMI 58	1
99	A47030097000	Gasketkit cylinder	x

63993

* NEW PART

X ON DEMAND



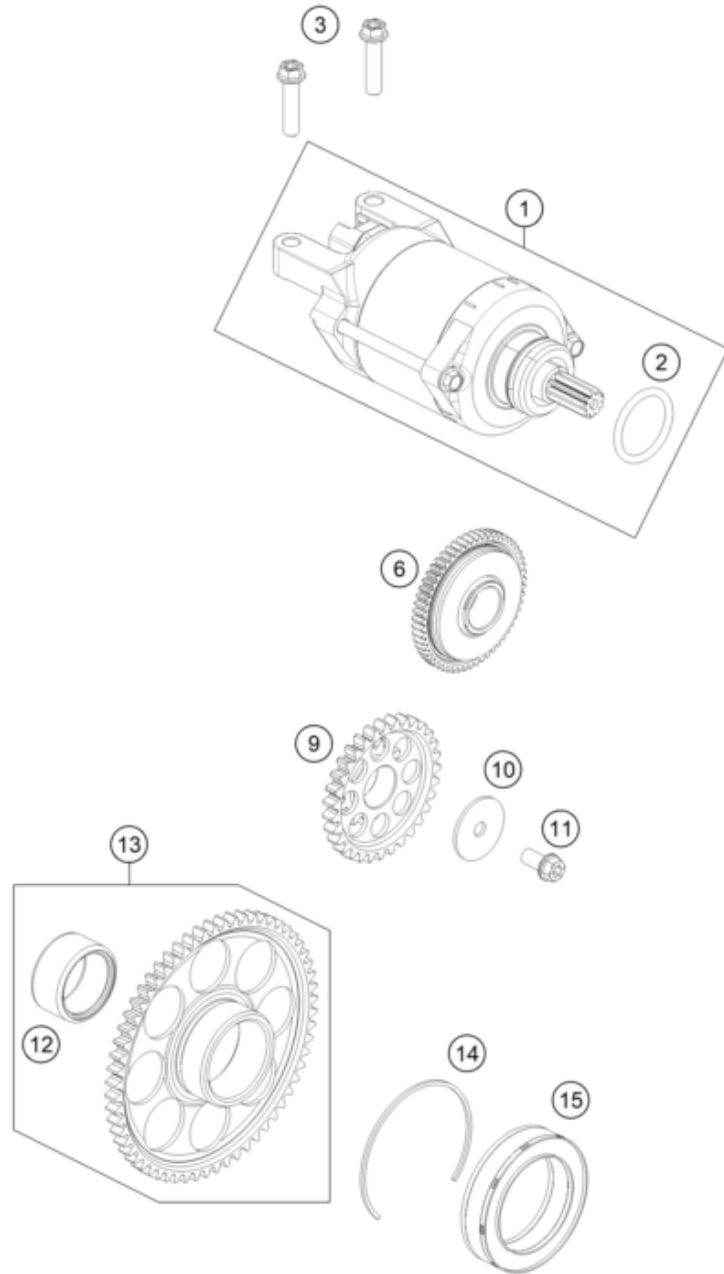
POS	PARTNUMBER		PIECE
1	77338005100	Oil Filter 07	1
2	07703305178	O-RING 33,05X1,78	1
3	77338041200	OIL FILTER COVER 08	1
4	0025060166	HH collar screw M6x16 TX30	2
5	0799060000	TAB WASHER DIN6799-RS 6,0	1
6	58038007755	STOP DISK 8,1 X 15 X 0,5	1
7	77038001200	Oil pump gear	1
8	0025050146S	Hex coll. screw M5x14 ISA30 self-locking	2
9	A48038003000	Oil pump cover	1
10	59038011112	OILPUMP ROTOR-SET 12MM CPL.	1
11	79238002100	Oil pump shaft	1
12	0402251980	NEEDLEROL.DIN5402 NRA 2,5X19,8	1
13	0402251180	NEEDLE ROLLER DIN5402 2,5X11,8	1
14	0402041580	needle roller NRB 4x15.8 G2	1
15	61238011100	ROTOR SET 22MM	1
16	0770440020	O-RING 44,00X2,00 VITON	1
17	79238004000	OIL PUMP COVER LEFT	1
18	58038022000	CU-seal ring DIN7603-12X18X1.5	2
19	58030021100	oil drain plug with magnet	1
20	07701250151	O-RING 12,5X1,5 VITON V75	2
21	59038016200	Oil screen	1
22	0770020170	O-RING 17,17X1,78 GLO	1
23	59038017100	PLUG M20X1,5 WS=13	1
24	0401090003	BALL DIN5401-9	1
25	58038023300	PRESSURE SPRING L=25MM D=1MM	1
26	0025050146S	Hex coll. screw M5x14 ISA30 self-locking	3
27	78036024000	PLUG SCREW SAS M12X1,5	1
29	0770110015	O-ring 11x1.5 VITON	1
30	78036081100	Screw plug M14x1,5	1
33	79238006300	Oil pump intermediate gear	1
34	0988121805	SHIM WASHER DIN0988-12X18X0,50	2
35	0471120010	retaining ring DIN 471 12x1	1
36	77038013100	BUSHING PIN	1
37	77238061050	AXIAL-CIRCLIP	1
38	0025050106S	Hex coll. screw M5x10 ISA30 self-locking	1
99	00050000083	OILFILTER-GASKET SET 350 SX-F	x

224603810

58314

* NEW PART

X ON DEMAND



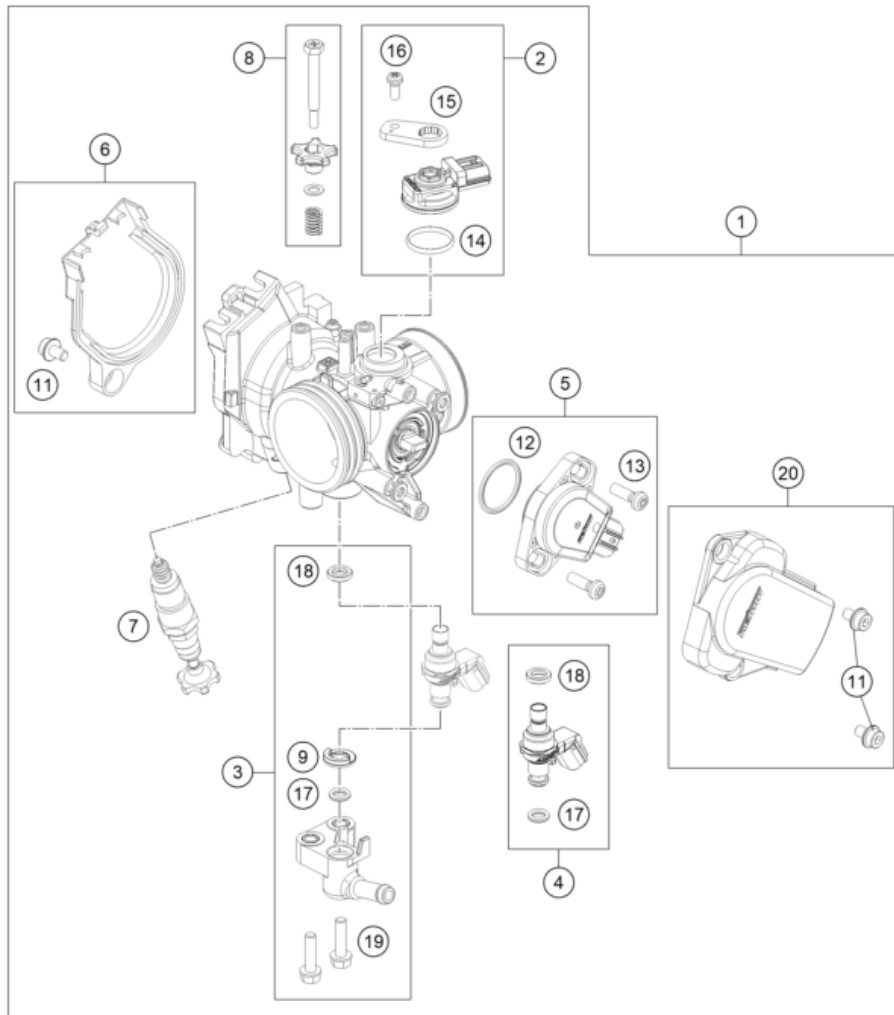
POS	PARTNUMBER		PIECE
1	79240001000	E-STARTER ENGINE CPL.	1
2	0770250030	O-RING 25,00X3,00 NBR 70	1
3	0025060256	HH collar screw M6x25 TX30	2
6	79240016100	Torque limiter	1
9	79240022100	Intermediate starting gear	1
10	79240017000	STOP DISC 6X26X1,5	1
11	0025060126S	Hex collar screw M6x12 ISA30 self-lockin	1
12	0618253216	NEEDLE BUSH HK2516 25/32/16 02	1
13	79240020033	freewheel gear cpl.	1
14	0472057150	CIRCLIP DIN0472-57X1,50	1
15	79240026000	FREEWHEEL	1

224604010

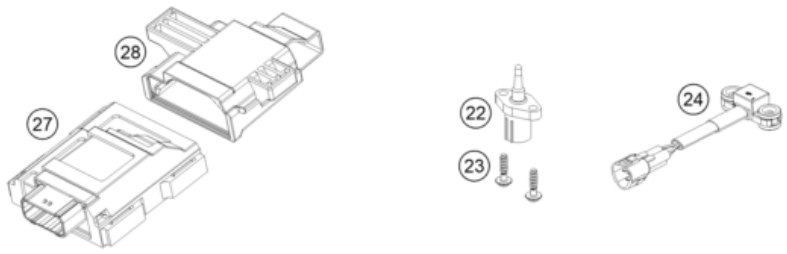
59480

* NEW PART

X ON DEMAND



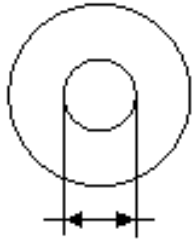
POS	PARTNUMBER		PIECE
1	A49041001000	Throttle Body	1
2	77741085044	MAP SENSOR CPL.	1
3	79041013044	FUEL PIPE CPL.	1
4	79041023144	Injector cml.	1
5	79041077044	TPS CPL.	1
6	A46041054044	Throttle cam cover	1
7	79041070000	STARTER VALVE CPL.	1
8	77741060044	IDLING ADJUSTING SCREW CPL.	1
9	79041023030	SEAL RING	1
11	79041056020	SPECIAL SCREW	3
12	75041077110	O-RING	1
13	61041077020	SCREW THROTTLE POS. SENSOR	2
14	75041085010	O-RING	1
15	77741085020	PLATE	1
16	81241085030	SPECIAL SCREW	1
17	60341023020	O-RING	1
18	75041023010	SEAL RING	1
19	79041013060	SPECIAL SCREW M5X20	2
20	79141078044	TPS Cover cpl.	1
22	61041080000	Ambient-air temperature sensor	1
23	0081050181	SCREW FOR PLASTIC K50X18 T20	2
24	A46041088000	Roll-over sensor	1
27	79641031000	Engine control unit	1
28	A46041031050	ECU rubber strap	1



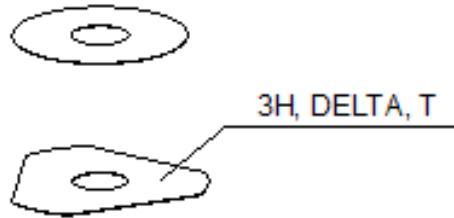
24A4904111

81173

* NEW PART X ON DEMAND



- 5 Ø 5 mm
- 6 Ø 6 mm
- 8 Ø 8 mm
- 10 Ø 10 mm
- 12 Ø 12 mm
- 14 Ø 14-14,5 mm
- 16 Ø 16 mm
- 20 Ø 20 mm
- 21 Ø 21 mm
- 22 Ø 22 mm
- 23 Ø 23 mm
- 24 Ø 24,5 mm
- 28 Ø 28,25-28,5 mm
- 32 Ø 32 mm
- 52 Ø 52 mm



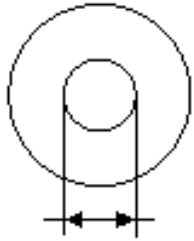
POS	PARTNUMBER		PIECE
1	48600611	Spring (10,2) l5 check valve	X
5	44906890	Washer 5X15X2	X
6	40540400	Shim 6x12x0,10	X
6	40540401	Shim 6x14x0,10	X
6	40540402	Shim 6x16x0,10	X
6	40540403	Shim 6x18x0,10	X
6	40540404	Shim 6x12x0,15	X
6	40540405	Shim 6x14x0,15	X
6	40540406	Shim 6x16x0,15	X
6	40540407	SHIM 6X18X0,15	X
6	40540408	Shim 6x12x0,20	X
6	40540409	Shim 6x14x0,20	X
6	40540410	Shim 6x16x0,20	X
6	40540411	Shim 6x18x0,20	X
6	48600095	SHIM 6X20X0,20	X
6	40540412	Shim 6x12x0,25	X
6	40540413	Shim 6x14x0,25	X
6	40540414	Shim 6x16x0,25	X
6	40540415	Shim 6x18x0,25	X
6	40540417	SHIM 6X8,5X0,10	X
6	40540418	SHIM 6X9X0,10	X
6	40540419	SHIM 6X9,5X0,10	X
6	40540423	SHIM 6X9,5X0,15	X
6	40540425	SHIM 6X8,5X0,20	X
6	40540426	SHIM 6X9X0,20	X
6	40540427	SHIM 6X9,5X0,20	X
6	40540447	Shim 6x10x0,30	X
6	40540449	Shim 6x9x0,30	X
6	40540450	Shim 6x9,5x0,30	X
6	40540494	Shim 6x18x0,40	X
6	40540774	Shim 6x18x0,10 delta	X
6	40541383	Shim 6X11X0,10	X
6	40541391	Shim 6x11x0,30	X
6	40541402	Shim 6x11x0,20	X
6	40541403	SHIM 6X10X0,20	X
6	40541404	Shim 6x10x0,10	X
6	40541405	Shim 6x10x0,15	X
6	40541406	SHIM 6X11X0,15	X

080000190

4668

* NEW PART

X ON DEMAND



5 Ø 5 mm

6 Ø 6 mm

8 Ø 8 mm

10 Ø 10 mm

12 Ø 12 mm

14 Ø 14-14,5 mm

16 Ø 16 mm

20 Ø 20 mm

21 Ø 21 mm

22 Ø 22 mm

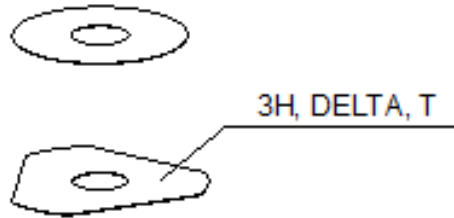
23 Ø 23 mm

24 Ø 24,5 mm

28 Ø 28,25-28,5 mm

32 Ø 32 mm

52 Ø 52 mm



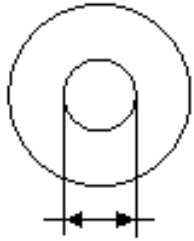
POS	PARTNUMBER		PIECE
6	40541408	SHIM 6X8,0X0,30	X
6	40541414	Shim 6x8x0,1	X
6	40541416	SHIM 6X8X0,3	X
6	40541417	SHIM 6X11X0,25	X
6	48600102	SHIM 6X24X0,25	X
6	48600063	Shim 6x24x0,10	X
6	48600064	Shim 6x22x0,10	X
6	48600065	Shim 6x20x0,10	X
6	48600069	Shim 6x20x0,15	X
6	48600100	Shim 6x24x0,15	X
6	48600116	Shim 6x24x0,10 delta	X
6	48600139	Shim 6x22x0,1 delta	X
6	48600217	Shim 6x10x0,25	X
6	48600325	Shim 6x13x0,10	X
6	48600327	SHIM 6X15X0,1	X
6	48600329	Shim 6x17x0,10	X
6	48600331	Shim 6x19x0,10	X
6	48600096	Shim 6x20x0,25	X
6	48600097	Shim 6x22x0,15	X
6	48600099	Shim 6x22x0,25	X
6	40540448	Shim 6x8,5x0,30	X
6	48600479	Shim 6x20x0,10 DELTA	X
6	48600332	SHIM 6X21X0,1	X
6	48600333	SHIM 6X23X0,1	X
6	40541393	Shim 6x12x0,30	X
6	48600330	SHIM 6X17X0,15	X
6	48600988	Shim 6x28x0,10	X
6	48600989	Shim 6x26x0,10	X
6	48601091	Shim 6x28x0,15	X
6	48601093	Shim 6x26x0,15	X
6	48600328	Shim 6x15x0,15	X
6	48600326	Shim 6x13x0,15	X
6	48601548	Shim 6x17x1,5	X
6	48601693	Washer 6x18x3	X
6	48600098	Shim 6x22x0,20	X
6	48601300	Washer 6x25x1,5	X
6	48601692	Shim 6x30x0,15	X
6	48601550	Shim 6x30x0,10	X

080000190

4668

* NEW PART

X ON DEMAND



5 Ø 5 mm

6 Ø 6 mm

8 Ø 8 mm

10 Ø 10 mm

12 Ø 12 mm

14 Ø 14-14,5 mm

16 Ø 16 mm

20 Ø 20 mm

21 Ø 21 mm

22 Ø 22 mm

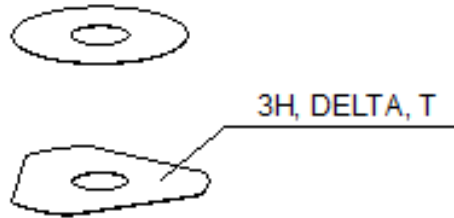
23 Ø 23 mm

24 Ø 24,5 mm

28 Ø 28,25-28,5 mm

32 Ø 32 mm

52 Ø 52 mm



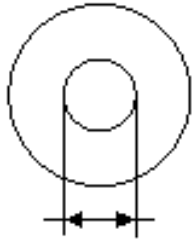
POS	PARTNUMBER		PIECE
6	40541392	Shim 6x8x0,2	X
6	48601917	Washer 6x25x4	X
6	48601916	Washer 6x18x4	X
6	40540399	Shim 6x16x0,30	X
6	48601584	Spring shim 6x30x0.4	X
6	48601459	Washer check valve 6x31x0,4	X
6	48601849	Check valve plate 2,5mm hub	X
6	48600101	SHIM 6X24X0,20	X
6	48601094	Shim 6x26x0,20	X
6	40540422	Shim 6X9X0,15	X
6	48601841	Washer check valve 6x31x0,4	X
6	48601850	Shim 6x30x0,4 spring shim	X
6	48601092	Shim 6x28x0,20	X
6	48601264	Shim 6x25x0,10	X
6	48600967	Shim 6x20x0,2 DELTA	X
6	48601847	Washer 6x25x1,5	X
6	48601707	Sinus shim plate 6X30	X
6	S64060000400000	Shim 6x14x0.3	X
6	S64060000500000	Shim 6x13x0.25	X
6	S64060000600000	Shim 6x17x0,2	X
6	40540421	Shim 6x8.5x0.15	X
6	48601262	Washer 6x18x1,5	X
6	S64060001500000	Shim 6x8x0.15	X
8	40540477	Shim 8x18x0,40	X
8	43570120	Shim 8x18x0,10	X
8	44916098	washer 8,4X16X0,8	X
8	44916130	washer 8,2X15X1	X
8	44916180	Washer 8.2X11X1	X
8	48600214	Shim 8x16x0,10	X
8	48600385	SHIM 8x14x0.25	X
8	48600346	Shim 8x11x0,20	X
8	48600215	Shim 8x20x0,10	X
8	48600485	washer 8X10X0,10	X
8	48601402	SHIM 8X13X0,10	X
8	48600350	Shim 8x16x0,15	X
8	48600061	Shim 8x24x0,40	X
8	48600062	CHECK VALVE 8X24X0,1	X
8	48600216	Shim 8x22x0,10	X

080000190

4668

* NEW PART

X ON DEMAND



5 Ø 5 mm

6 Ø 6 mm

8 Ø 8 mm

10 Ø 10 mm

12 Ø 12 mm

14 Ø 14-14,5 mm

16 Ø 16 mm

20 Ø 20 mm

21 Ø 21 mm

22 Ø 22 mm

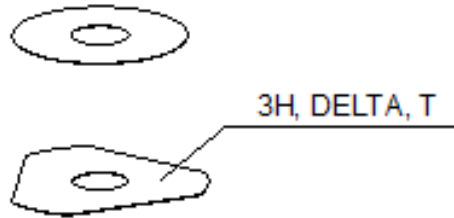
23 Ø 23 mm

24 Ø 24,5 mm

28 Ø 28,25-28,5 mm

32 Ø 32 mm

52 Ø 52 mm



3H, DELTA, T

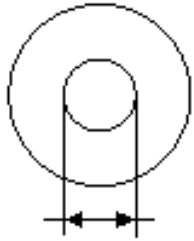
POS	PARTNUMBER		PIECE
8	48600480	Shim 8x10x0,20	X
8	48600555	SHIM 8X16X0,20	X
8	48600213	SHIM 8X14X0,10	X
8	48600357	Shim 8x11x0,10	X
8	48600351	Shim 8x12x0,10	X
8	48600607	Shim 8x20x0,40	X
8	48601095	Shim 8x17x0,10	X
8	48600352	check valve 8X11X0,4	X
8	48601860	Washer 8x11x0,15	X
8	48601266	Shim 8x26x0,40	X
8	46180640	Shim 8x16x0,3	X
8	43578166	Washer 8x20x1	X
8	48601113	Shim 8x15x0,1	X
8	48600218	Shim 8X11X0,40	X
8	48600964	Shim 8x20x0,15	X
8	89080008	Shim 8x30x0,10	X
8	48601859	Shim 8x10x0,15	X
8	48601863	Shim 8x14x0,15	X
8	89080001	Shim 8x18x0,15	X
8	89080002	Shim 8x22x0,15	X
8	89080003	Shim 8x24x0,15	X
8	89080005	Shim 8x26x0,15	X
8	89080007	Shim 8x28x0,15	X
8	89080009	Shim 8x30x0,15	X
8	48600386	Shim 8X12X0,25	X
8	48601862	Shim 8x13x0,15	X
8	89080004	Shim 8x26x0,10	X
8	89080006	Shim 8x28x0,10	X
8	S64080000000000	Shim 8x24x0,2	X
8	48601864	Shim 8x15x0,15	X
8	48600965	SHIM 8X20X0,2	X
8	S64080000300000	Shim 8x18x0,2	X
8	S64080000100000	Shim 8x12x0,2	X
8	S64080000900000	shim 8x14x0,2	X
8	S64080000100000	Shim 8x12x0,2	X
8	S64080000400000	Shim 8x22x0,2	X
8	48600384	Shim 8x22x0,30	X
8	S25080000300000	Trägerscheibe Sinus Shim 8x30	X

080000190

4668

* NEW PART

X ON DEMAND



5 Ø 5 mm

6 Ø 6 mm

8 Ø 8 mm

10 Ø 10 mm

12 Ø 12 mm

14 Ø 14-14,5 mm

16 Ø 16 mm

20 Ø 20 mm

21 Ø 21 mm

22 Ø 22 mm

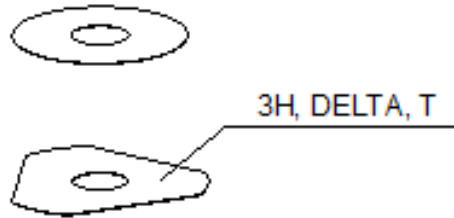
23 Ø 23 mm

24 Ø 24,5 mm

28 Ø 28,25-28,5 mm

32 Ø 32 mm

52 Ø 52 mm



3H, DELTA, T

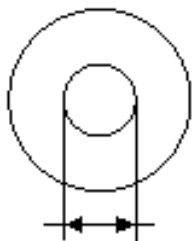
POS	PARTNUMBER		PIECE
8	S25080000500000	Scheibe 8x25x2,5	X
10	36120284	SHIM 10X16X0,10	X
10	36120298	SHIM 10X16X0,2	X
10	36120312	SHIM 10X16X0,30	X
10	36120314	SHIM 10X18X0,30	X
10	36120325	SHIM 10X19X0,15	X
10	36120327	SHIM 10X23X0,15	X
10	36120328	SHIM 10X25X0,15	X
10	36120329	SHIM 10X27X0,15	X
10	36120330	SHIM 10X29X0,15	X
10	36120331	SHIM 10X31X0,15	X
10	36120332	SHIM 10X33X0,15	X
10	36120334	SHIM 10X21X0,20	X
10	36120335	SHIM 10X23X0,20	X
10	36120336	SHIM 10X25X0,20	X
10	36120337	SHIM 10X27X0,20	X
10	36120338	SHIM 10X29X0,20	X
10	36120339	SHIM 10X31X0,20	X
10	36120340	SHIM 10X33X0,20	X
10	36120342	SHIM 10X21X0,25	X
10	36120343	SHIM 10X23X0,25	X
10	36120344	SHIM 10X25X0,25	X
10	36120345	SHIM 10X27X0,25	X
10	36120349	SHIM 10X19X0,30	X
10	36120350	SHIM 10X21X0,30	X
10	36120313	SHIM 10X17X0,30	X
10	36120354	SHIM 10X29X0,30	X
10	40140275	WASHER 10x35X0,15	X
10	48601708	Shim 10x30x0,40	X
10	36120346	SHIM 10X29X0,25	X
10	36120355	SHIM 10X31X0,30	X
10	36120348	SHIM 10X33X0,25	X
10	36120311	SHIM 10X15X0,30	X
10	36120292	SHIM 10X17X0,15	X
10	36120326	SHIM 10X21X0,15	X
10	36120286	SHIM 10X18X0,10	X
10	36120347	SHIM 10X31X0,25	X
10	36120333	SHIM 10X19X0,20	X

080000190

4668

* NEW PART

X ON DEMAND



5 Ø 5 mm

6 Ø 6 mm

8 Ø 8 mm

10 Ø 10 mm

12 Ø 12 mm

14 Ø 14-14,5 mm

16 Ø 16 mm

20 Ø 20 mm

21 Ø 21 mm

22 Ø 22 mm

23 Ø 23 mm

24 Ø 24,5 mm

28 Ø 28,25-28,5 mm

32 Ø 32 mm

52 Ø 52 mm



3H, DELTA, T

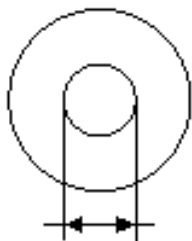
POS	PARTNUMBER		PIECE
10	36120351	SHIM 10X23X0,30	X
10	36120352	SHIM 10X25X0,30	X
10	36120353	SHIM 10X27X0,30	X
10	36120356	SHIM 10X33X0,30	X
10	50180395	Washer 10x16x1	X
10	36120291	SHIM 10X16X0,15	X
10	36120308	Shim 10x13x0,30	X
10	36120604	Washer 10x22x2,5	X
10	36120299	SHIM 10X17X0,20	X
12	46810605	SHIM 12X21X0,10	X
12	46810490	SHIM 12X24X0,20	X
12	46810491	Shim 12x26x0,20	X
12	46810492	Shim 12x28x0,20	X
12	46810493	SHIM 12X30X0,20	X
12	46810494	Shim 12x32x0,20	X
12	46810495	Shim 12x34x0,20	X
12	46810496	SHIM 12X36X0,20	X
12	46810497	SHIM 12X38X0,20	X
12	46810498	Shim 12x40x0,20	X
12	46810499	Shim 12x24x0,25	X
12	46810500	SHIM 12X26X0,25	X
12	46810501	SHIM 12X28X0,25	X
12	46810502	Shim 12x30x0,25	X
12	46810504	SHIM 12X34X0,25	X
12	46810505	SHIM 12X36X0,25	X
12	46810507	Shim 12x40x0,25	X
12	46810508	SHIM 12X24X0,30	X
12	46810509	SHIM 12X26X0,30	X
12	46810510	SHIM 12X28X0,30	X
12	46810512	SHIM 12X32X0,30	X
12	46810513	SHIM 12X34X0,30	X
12	46810518	SHIM 12X26X0,15	X
12	46810519	SHIM 12X28X0,15	X
12	46810520	SHIM 12X30X0,15	X
12	46810521	SHIM 12X32X0,15	X
12	46810522	SHIM 12X34X0,15	X
12	46810523	SHIM 12X36X0,15	X
12	46810524	SHIM 12X38X0,15	X

080000190

4668

* NEW PART

X ON DEMAND



5 Ø 5 mm

6 Ø 6 mm

8 Ø 8 mm

10 Ø 10 mm

12 Ø 12 mm

14 Ø 14-14,5 mm

16 Ø 16 mm

20 Ø 20 mm

21 Ø 21 mm

22 Ø 22 mm

23 Ø 23 mm

24 Ø 24,5 mm

28 Ø 28,25-28,5 mm

32 Ø 32 mm

52 Ø 52 mm



3H, DELTA, T

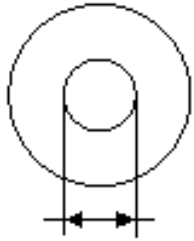
POS	PARTNUMBER		PIECE
12	46810525	SHIM 12X40X0,15	X
12	46810604	SHIM 12X20X0,10	X
12	46810606	SHIM 12X22X0,10	X
12	46810607	SHIM 12X23X0,10	X
12	46810608	SHIM 12X24X0,10	X
12	46810610	Shim 12x17x0,15	X
12	46810611	SHIM 12X18X0,15	X
12	46810612	SHIM 12X19X0,15	X
12	46810615	SHIM 12X22X0,15	X
12	46810636	BACKPLATE 12X16X0,30	X
12	46810637	Shim 12x17x0,30	X
12	46810638	Shim 12x18x0,30	X
12	46810639	SHIM 12X19X0,30	X
12	46810641	Shim 12X21X0,30	X
12	46811582	Shim 12x30x0,10	X
12	46810631	SHIM 12X20X0,25	X
12	46810633	SHIM 12X22X0,25	X
12	46811580	Shim 12x32x0,10	X
12	46810503	SHIM 12X32X0,25	X
12	46810517	SHIM 12X24X0,15	X
12	46810856	Shim 12x20x0,30	X
12	46811258	Washer 12x24x2,5	X
12	46812018	Shim 12x42x0,25	X
12	46812015	Shim 12x44x0,20	X
12	46810613	SHIM 12X20X0,15	X
12	46810623	SHIM 12X21X0,20	X
12	46810624	SHIM 12X22X0,20	X
12	46810642	SHIM 12X22X0,30	X
12	46810643	SHIM 12X23X0,30	X
12	46811629	Shim 12x28x0,10	X
12	46810511	SHIM 12X30X0,30	X
12	46810514	SHIM 12X36X0,30	X
12	46810506	SHIM 12X38X0,25	X
12	46810515	SHIM 12X38X0,30	X
12	46812017	Shim 12x42x0,20	X
12	46812016	Shim 12x44x0,25	X
12	46810622	SHIM 12X20X0,20	X
12	46811635	Shim 12x26x0,10	X

080000190

4668

* NEW PART

X ON DEMAND



5 Ø 5 mm

6 Ø 6 mm

8 Ø 8 mm

10 Ø 10 mm

12 Ø 12 mm

14 Ø 14-14,5 mm

16 Ø 16 mm

20 Ø 20 mm

21 Ø 21 mm

22 Ø 22 mm

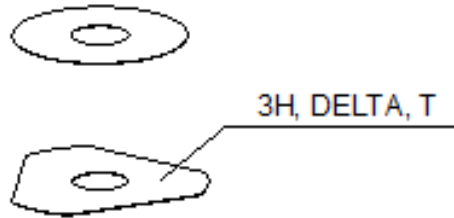
23 Ø 23 mm

24 Ø 24,5 mm

28 Ø 28,25-28,5 mm

32 Ø 32 mm

52 Ø 52 mm



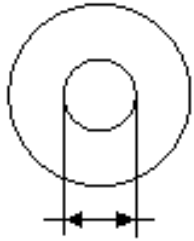
POS	PARTNUMBER		PIECE
12	50181296	Shim 12x45x0,20	X
12	46810620	Shim 12x18x0,2	X
12	46810616	Shim 12x23x0,15	X
12	46810625	SHIM 12X23X0,20	X
12	50181297	Adjustment 12x45x0,25	X
12	46810603	SHIM 12X19X0,10	X
12	46180712	SHIM 12X36X0,10	X
12	46810614	SHIM 12X21X0,15	X
12	46810628	SHIM 12X17X0,25	X
12	46810634	SHIM 12X23X0,25	X
12	S64120000000000	Shim 12x25x0.15	X
12	46810516	SHIM 12X40X0,30	X
12	S64120000800000	Shim 12x34x0,1	X
12	46810627	SHIM 12X16X0,25	X
12	46810632	SHIM 12X21X0,25	X
12	46810602	SHIM 12X18X0,10	X
14	35480479	Shim 14x26x0,40	X
14	46811046	Washer 14,5x35,4x1,25	X
16	50180023	SHIM 16X23X0,20	X
16	50180030	Shim 16x23x0,25	X
16	50180006	Shim 16x20x0,10	X
16	50180007	SHIM 16X21X0,10	X
16	50180028	SHIM 16X21X0,25	X
16	50180210	Washer 16x21x1	X
16	50180008	SHIM 16X22X0,10	X
16	50180022	Shim 16x22x0,20	X
16	50180037	SHIM 16X23X0,30	X
16	50180038	SHIM 16X24X0,30	X
16	50180032	Shim 16x25x0,25	X
16	50180039	SHIM 16X25X0,30	X
16	50180012	SHIM 16X26X0,10	X
16	50180019	SHIM 16X26X0,15	X
16	50180026	SHIM 16X26X0,20	X
16	50180040	SHIM 16X26X0,30	X
16	50180041	SHIM 16X28X0,10	X
16	50180045	Shim 16x28x0,15	X
16	50180054	Shim 16x28x0,2	X
16	50180063	SHIM 16X28X0,25	X

080000190

4668

* NEW PART

X ON DEMAND



5 Ø 5 mm

6 Ø 6 mm

8 Ø 8 mm

10 Ø 10 mm

12 Ø 12 mm

14 Ø 14-14,5 mm

16 Ø 16 mm

20 Ø 20 mm

21 Ø 21 mm

22 Ø 22 mm

23 Ø 23 mm

24 Ø 24,5 mm

28 Ø 28,25-28,5 mm

32 Ø 32 mm

52 Ø 52 mm



3H, DELTA, T

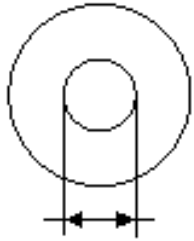
POS	PARTNUMBER		PIECE
16	50180072	SHIM 16X28X0,30	X
16	50180046	SHIM 16X30X0,15	X
16	50180055	SHIM 16X30X0,20	X
16	50180064	Shim 16x30x0,25	X
16	50180073	SHIM 16X30X0,30	X
16	50180047	Shim 16X32X0,15	X
16	50180056	Shim 16x32x0,2	X
16	50180065	SHIM 16X32X0,25	X
16	50180074	SHIM 16X32X0,30	X
16	50180044	SHIM 16X34X0,10	X
16	50180048	SHIM 16X34X0,15	X
16	50180057	Shim 16x34x0,2 y5	X
16	50180066	SHIM 16X34X0,25	X
16	50180075	SHIM 16X34X0,30	X
16	50180049	Shim 16x36x0,15	X
16	50180058	Shim 16x36x0,20	X
16	50180067	SHIM 16X36X0,25	X
16	50180076	SHIM 16X36X0,30	X
16	50180050	SHIM 16X38X0,15	X
16	50180059	SHIM 16X38X0,20	X
16	50180068	SHIM 16X38X0,25	X
16	50180077	SHIM 16X38X0,30	X
16	50180051	Shim 16x40x0,15	X
16	50180060	Shim 16x40x0,2	X
16	50180069	SHIM 16X40X0,25	X
16	50180078	SHIM 16X40X0,30	X
16	50180052	SHIM 16X42X0,15	X
16	50180061	Shim 16x42x0,2	X
16	50180070	SHIM 16X42X0,25	X
16	50180079	SHIM 16X42X0,30	X
16	50180053	SHIM 16X44X0,15	X
16	50180062	Shim 16X44X0,20	X
16	50180071	SHIM 16X44X0,25	X
16	50180080	SHIM 16X44X0,30	X
16	50180177	spring washer 8,2x16x0,6	X
16	50180033	Shim 16x26x0,25	X
16	50180034	Shim 16x20x0,30	X
16	50180035	Shim 16x21x0,30	X

080000190

4668

* NEW PART

X ON DEMAND



5 Ø 5 mm

6 Ø 6 mm

8 Ø 8 mm

10 Ø 10 mm

12 Ø 12 mm

14 Ø 14-14,5 mm

16 Ø 16 mm

20 Ø 20 mm

21 Ø 21 mm

22 Ø 22 mm

23 Ø 23 mm

24 Ø 24,5 mm

28 Ø 28,25-28,5 mm

32 Ø 32 mm

52 Ø 52 mm



3H, DELTA, T

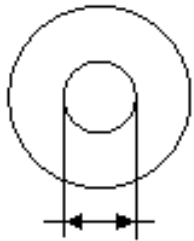
POS	PARTNUMBER		PIECE
16	50180036	Shim 16x22x0,30	X
16	50180043	SHIM 16X32X0,10	X
16	50180024	Shim 16x24x0,20	X
16	50180027	SHIM 16X20X0,25	X
16	50180031	Shim 16x24x0,25	X
16	50180029	SHIM	X
16	50180010	SHIM 16X24X0,10	X
16	50180021	SHIM 16X21X0,20	X
16	50180025	SHIM 16X25X0,20	X
16	50180383	Washer 16x19x0,3	X
16	50180014	SHIM	X
16	50180013	SHIM 16X20X0,15	X
16	50180015	DISTANCER PLATE 16X22X0,15	X
16	50180017	Shim 16x24x0,15	X
16	50180009	DISTANCER PLATE 16X23X0,10	X
16	50180016	SHIM 16X23X0,15	X
16	50180020	SHIM 16X20X0,20	X
20	48600212	pressure ring 20X16,25X0,20	X
20	50180666	SHIM 20X24X0,30	X
20	50180654	SHIM 20X36X0,20	X
20	50180655	SHIM 20X38X0,20	X
20	50180656	SHIM 20X40X0,20	X
20	50180665	SHIM 20X40X0,25	X
20	50180662	SHIM 20X34X0,25	X
20	50180657	SHIM 20X24X0,25	X
20	50180653	SHIM 20X34X0,20	X
20	50180634	RING 20X22,9X1	X
20	50180650	Shim 20x28x0.2	X
20	50180663	SHIM 20X36X0,25	X
20	50180664	SHIM 20X38X0,25	X
20	50180659	SHIM 20,2X28X0,25	X
21	50180209	Shim 21x36x0,25	X
22	50180330	Shim 18x22x0,3	X
23	50180635	SHUTTLE VALVE 23X38X0,25	X
23	50180578	SHIM D23XD16X2	X
24	40541061	Washer 24.5X34X2	X
28	36120469	SHIM 28,5X14X2	X
28	36120471	washer 28,5X14X5	X

080000190

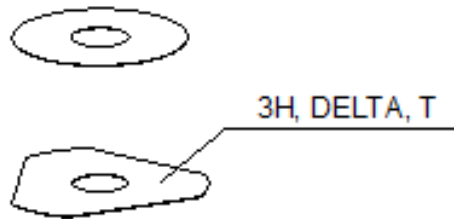
4668

* NEW PART

X ON DEMAND



- ⑤ Ø 5 mm
- ⑥ Ø 6 mm
- ⑧ Ø 8 mm
- ⑩ Ø 10 mm
- ⑫ Ø 12 mm
- ⑭ Ø 14-14,5 mm
- ⑮ Ø 16 mm
- ⑳ Ø 20 mm
- ㉑ Ø 21 mm
- ㉒ Ø 22 mm
- ㉓ Ø 23 mm
- ㉔ Ø 24,5 mm
- ㉘ Ø 28,25-28,5 mm
- ㉚ Ø 32 mm
- ㉜ Ø 52 mm



POS	PARTNUMBER		PIECE
28	89000001	Shim 28,25x34x0,30	X
28	46811636	Shim 28,25x32x0,30	X
32	48600460	washer 32X42X2,5	X
32	50600065	washer 32X45X2	X
32	46811637	Shim 32,25x36x0,30	X
52	50600002	washer 52x59x2,2	X

080000190

4668

* NEW PART

X ON DEMAND

WP Suspension GmbH
A 5230 Mattighofen, www.wp-suspension.com



089360ZEN



Art. Nr.: 089360ZEN 30. Jul 2025