



SPAREPARTSCATALOG

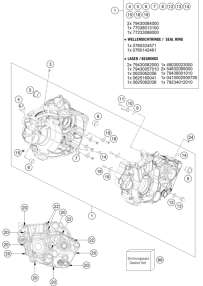
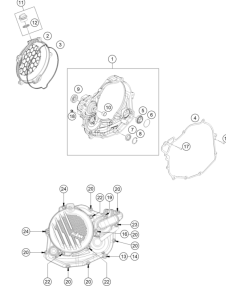
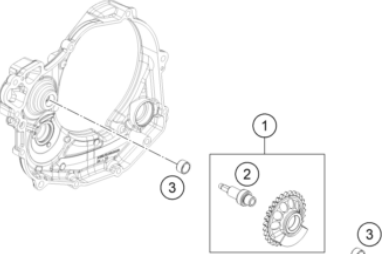
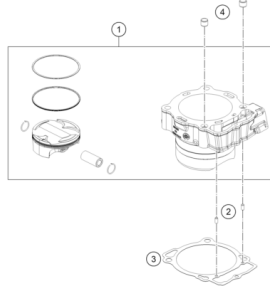
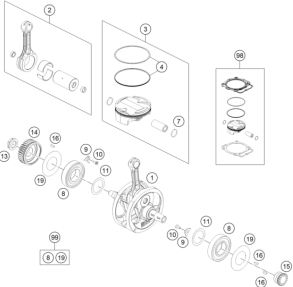
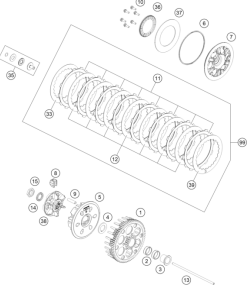
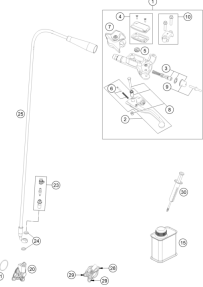
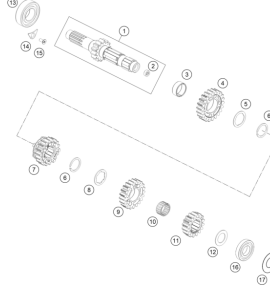
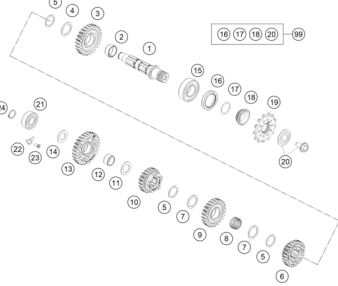
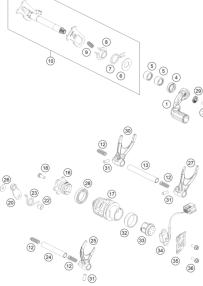
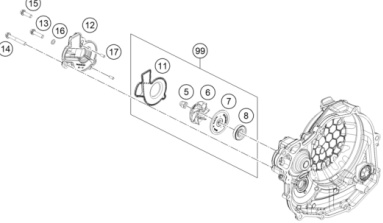
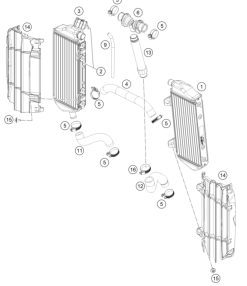
Engine 450 SX-F 2026 2026

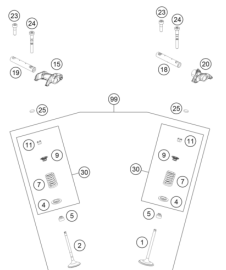
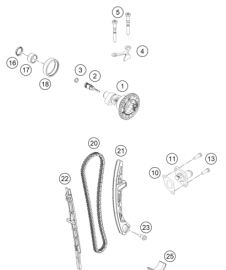
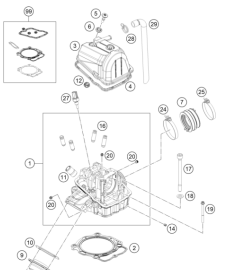
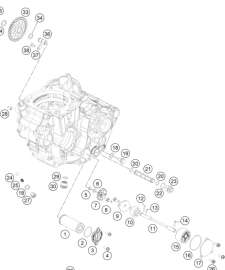
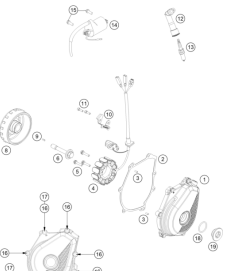
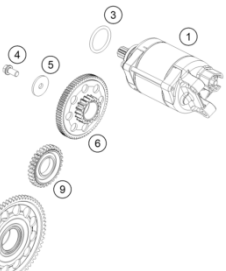
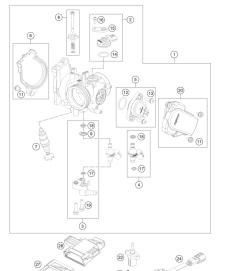
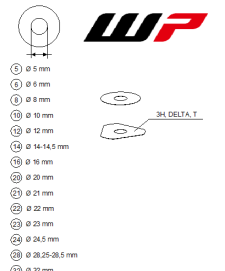
ART.-NR.: 089570ZEN

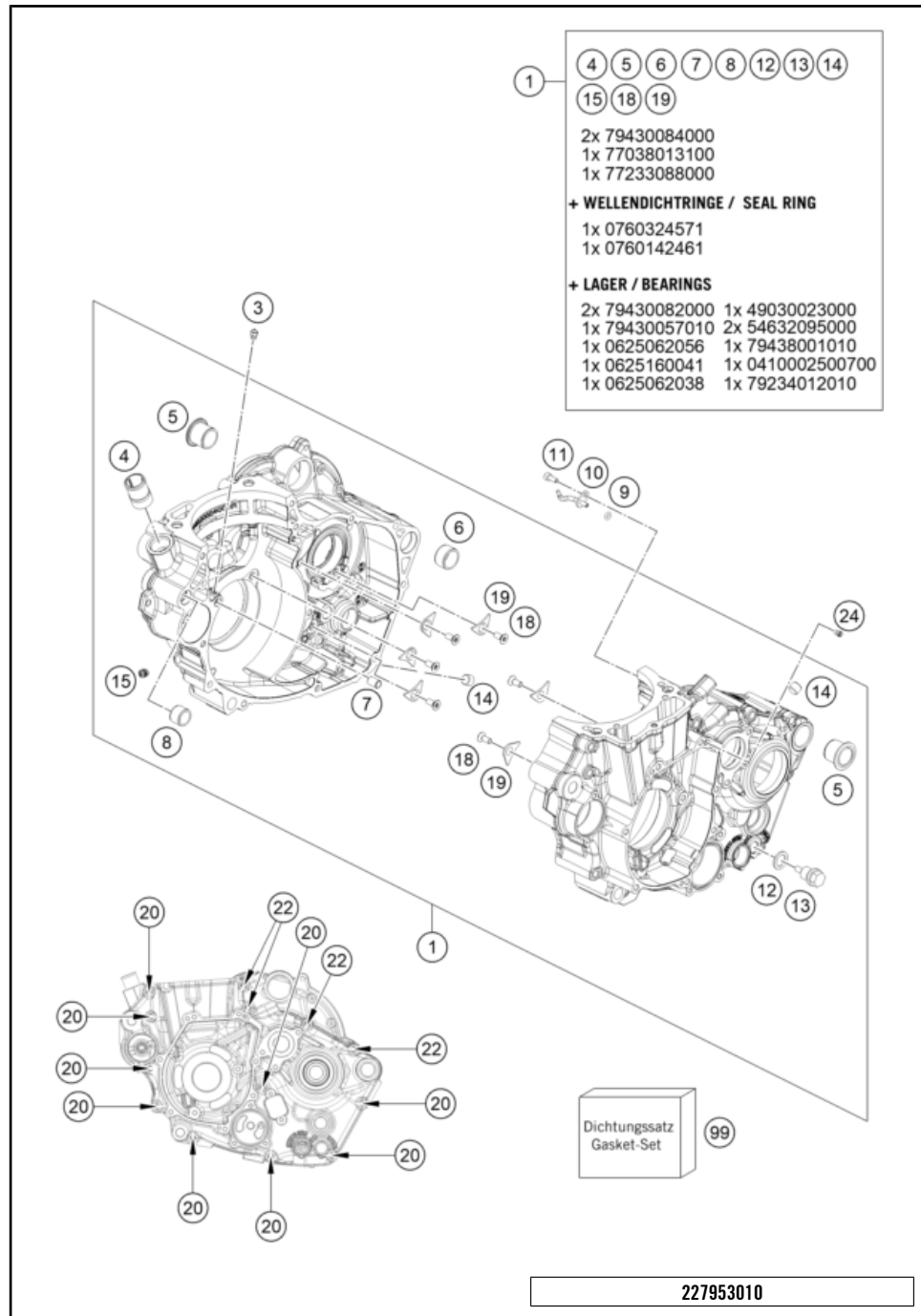


All information contained is without obligation. WP Suspension GmbH particularly reserves the right to modify any equipment, technical specifications, prices, colors, shapes, materials, services, service work, constructions, equipment and the like so as to adapt them to local conditions or to cancel any of the above items, all without previous announcement and without giving reasons. WP Suspension GmbH may stop manufacturing certain models without previous notice. WP Suspension GmbH shall not be held liable for any deviations of availability and/or ability to deliver, illustrations, descriptions, printing and/or other errors. The illustrated models partly contain extra equipment, which is not applied to standard models.

© by WP Suspension GmbH, Mattighofen AUSTRIA; All rights reserved; Reprint, also in extracts, with written allowance of WP Suspension GmbH, Mattighofen only.

| | | | |
|---|---|--|--|
| <p>ENGINE CASE</p>  <p>3</p> | <p>CLUTCH COVER</p>  <p>4</p> | <p>BALANCER SHAFT</p>  <p>5</p> | <p>CYLINDER</p>  <p>6</p> |
| <p>CRANKSHAFT, PISTON</p>  <p>7</p> | <p>CLUTCH</p>  <p>8</p> | <p>CLUTCH CONTROL</p>  <p>9</p> | <p>TRANSMISSION I - MAIN SHAFT</p>  <p>10</p> |
| <p>TRANSMISSION II - COUNTERSHAFT</p>  <p>11</p> | <p>SHIFTING MECHANISM</p>  <p>12</p> | <p>WATER PUMP</p>  <p>13</p> | <p>COOLING SYSTEM</p>  <p>14</p> |

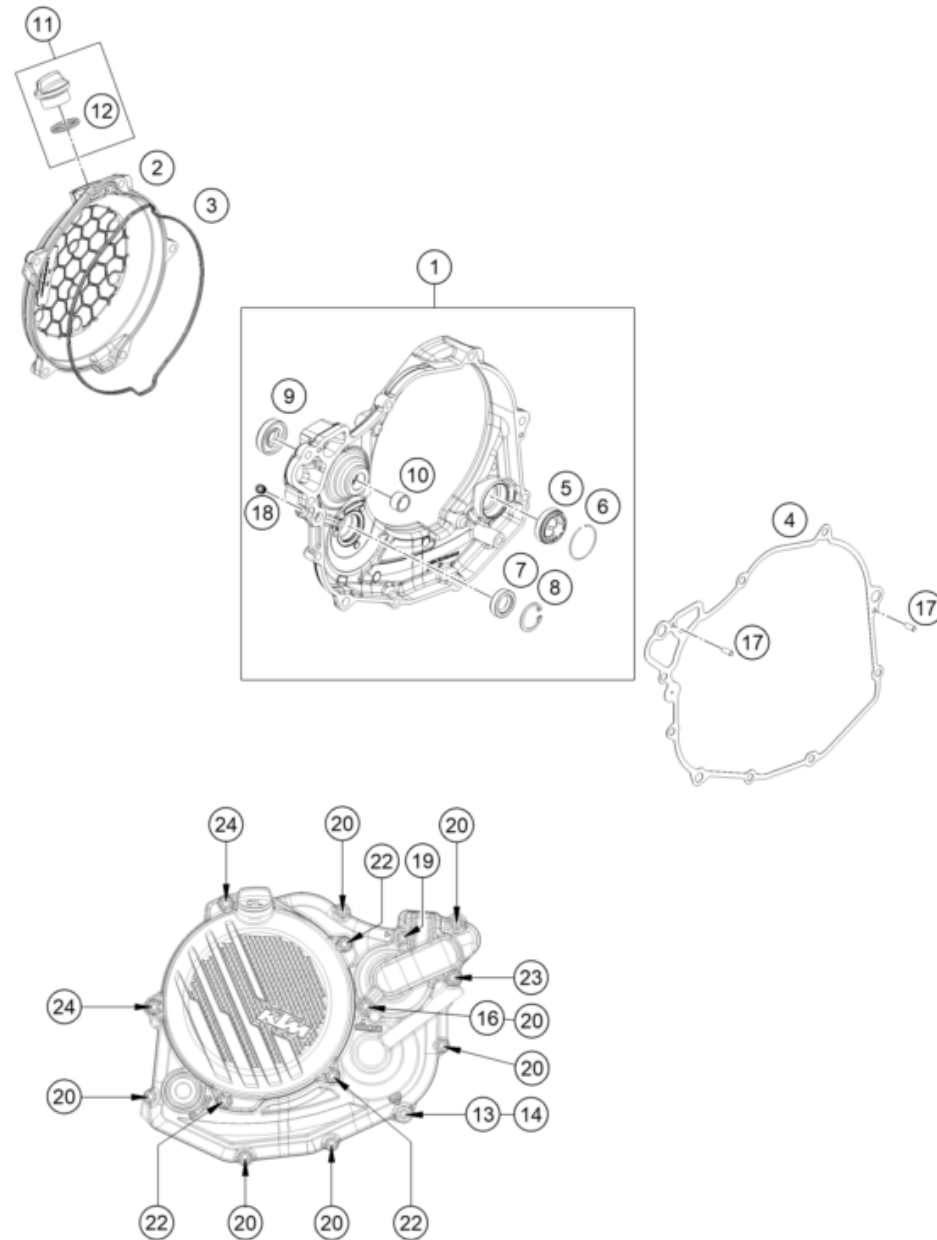
| | | | |
|---|--|---|--|
| <p>VALVE DRIVE</p>  <p style="text-align: right;">15</p> | <p>TIMING DRIVE</p>  <p style="text-align: right;">16</p> | <p>CYLINDER HEAD</p>  <p style="text-align: right;">17</p> | <p>LUBRICATING SYSTEM</p>  <p style="text-align: right;">18</p> |
| <p>IGNITION SYSTEM</p>  <p style="text-align: right;">19</p> | <p>ELECTRIC STARTER</p>  <p style="text-align: right;">20</p> | <p>THROTTLE BODY</p>  <p style="text-align: right;">21</p> | <p>WP SHIMS FOR SETTING</p>  <ul style="list-style-type: none"> ① Ø 5 mm ② Ø 6 mm ③ Ø 8 mm ④ Ø 10 mm ⑤ Ø 12 mm ⑥ Ø 14-14.5 mm ⑦ Ø 16 mm ⑧ Ø 20 mm ⑨ Ø 21 mm ⑩ Ø 22 mm ⑪ Ø 23 mm ⑫ Ø 24.5 mm ⑬ Ø 26.25-26.5 mm ⑭ Ø 32 mm ⑮ Ø 32 mm <p style="text-align: right;">22</p> |
| Empty cell | Empty cell | Empty cell | Empty cell |



| POS | PARTNUMBER | | PIECE |
|-----|--------------|--------------------------------------|-------|
| 1 | A48030000044 | engine case cpl. | 1 |
| 3 | 60030063070 | oil jet 70 M5 | 1 |
| 4 | 58030010200 | SCREW IN NOZZLE M20X1,5 | 1 |
| 5 | 79230010000 | Housing bush | 2 |
| 6 | 54830027100 | Dowel, 21x12 | 1 |
| 7 | 59030023100 | Dowel, 6x8x11.5 | 1 |
| 8 | 54630027000 | DOWEL BUSHING 13,8X11X12 | 1 |
| 9 | 0770035020 | O-RING 3,5X2,00 NBR | 1 |
| 10 | 81230064000 | OIL JET ANGLED 70 | 1 |
| 11 | 0912040103S | Cylinder screw DIN 912-M4x10-8.8 SS | 1 |
| 12 | 58038022000 | CU-seal ring DIN7603-12X18X1.5 | 1 |
| 13 | 58030021100 | oil drain plug with magnet | 1 |
| 14 | 0906100100 | pipe plug DIN 906 M10x1 | 2 |
| 15 | 59030296000 | SCREW PLUG | 3 |
| 18 | 0019050121S | INT. TORX FLAT HEAD M5X12 T25 | 6 |
| 19 | 75030085100 | Retaining bracket crankshaft bearing | 6 |
| 20 | 0025060656 | HH COLLAR SCREW M6X65 TX30 | 9 |
| 22 | 0025060806 | HH COLLAR SCREW M6X80 TX30 | 4 |
| 24 | 59030058000 | JET 100 BING(44-031/180) M4 | 1 |
| 99 | A48030099000 | engine gasket kit MX 450 | x |

58123

* NEW PART X ON DEMAND



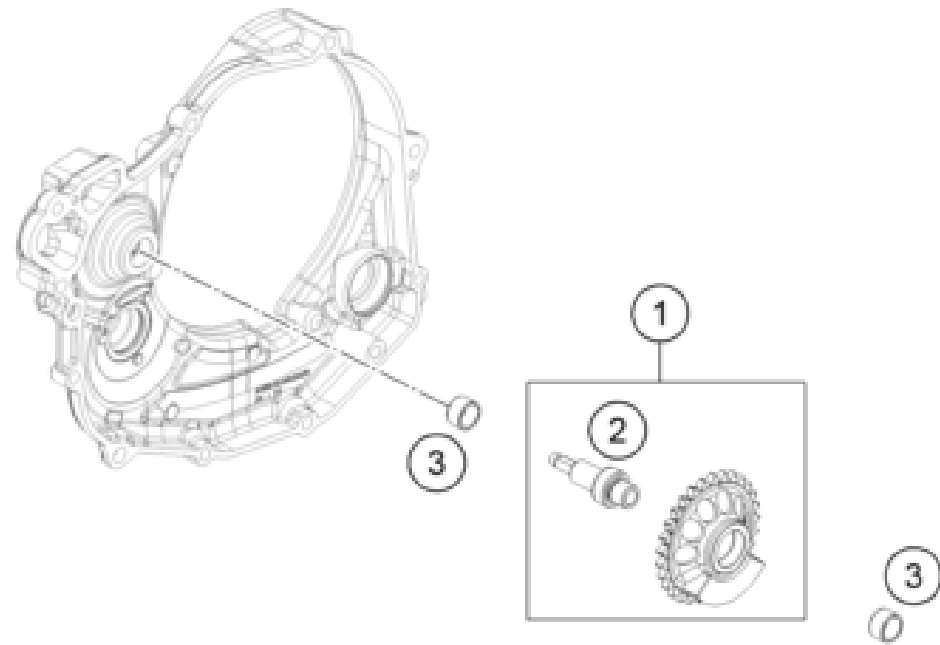
| POS | PARTNUMBER | | PIECE |
|-----|----------------|---------------------------------|-------|
| 1 | A48030001044 | clutch cover cpl. | 1 |
| 2 | A48030026000C1 | Clutch cover outside | 1 |
| 3 | A48030027000 | Clutch cover gasket external | 1 |
| 4 | A48030025000 | Inner clutch cover gasket | 1 |
| 5 | 59030019200 | OIL SIGHT GLASS | 1 |
| 6 | 61030019050 | CIRCLIP OIL LEVEL GLASS 03 | 1 |
| 7 | 0760142460 | radial shaft seal 14x24x6 B | 1 |
| 8 | 0472024120 | CIRCLIP DIN0472-24X1.2 | 1 |
| 9 | 0760123073 | SHAFT SEAL RING 12X30X7 PTFE | 1 |
| 10 | 79430057010 | FRICITION BEAR. BUSH BALANC.SH. | 1 |
| 11 | 79430020033 | Oil filler cap cmpl. M24x3 | 1 |
| 12 | 0770191015 | O-RING 19,00X3,00 NBR | 1 |
| 13 | 0603082131 | COPPER Gask.DIN7603- 8.2X13X1 | 1 |
| 14 | 0000150802000 | Screw, M8x20 SW=8 8.8 | 1 |
| 16 | 0603061001 | CU-seal ring DIN7603-6X10X1 | 1 |
| 17 | 0402040980 | Needle roll.DIN5402 NRB 4X9.8 | 2 |
| 18 | 59030296000 | SCREW PLUG | 1 |
| 19 | 0025060206S | HH collar screw M6x20 TX30 | 1 |
| 20 | 0025060256 | HH collar screw M6x25 TX30 | 7 |
| 22 | 0025060206 | HH collar screw M6x20 TX30 | 3 |
| 23 | 0025060456 | HH COLLAR SCREW M6X45 TX30 | 1 |
| 24 | 0025060556 | HH collar screw M6x55 TX30 | 2 |

227953020

58153

* NEW PART

X ON DEMAND



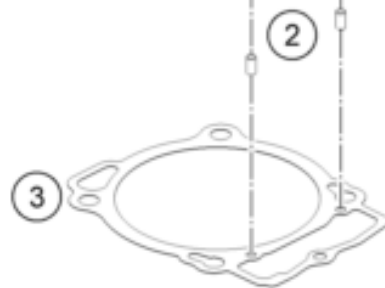
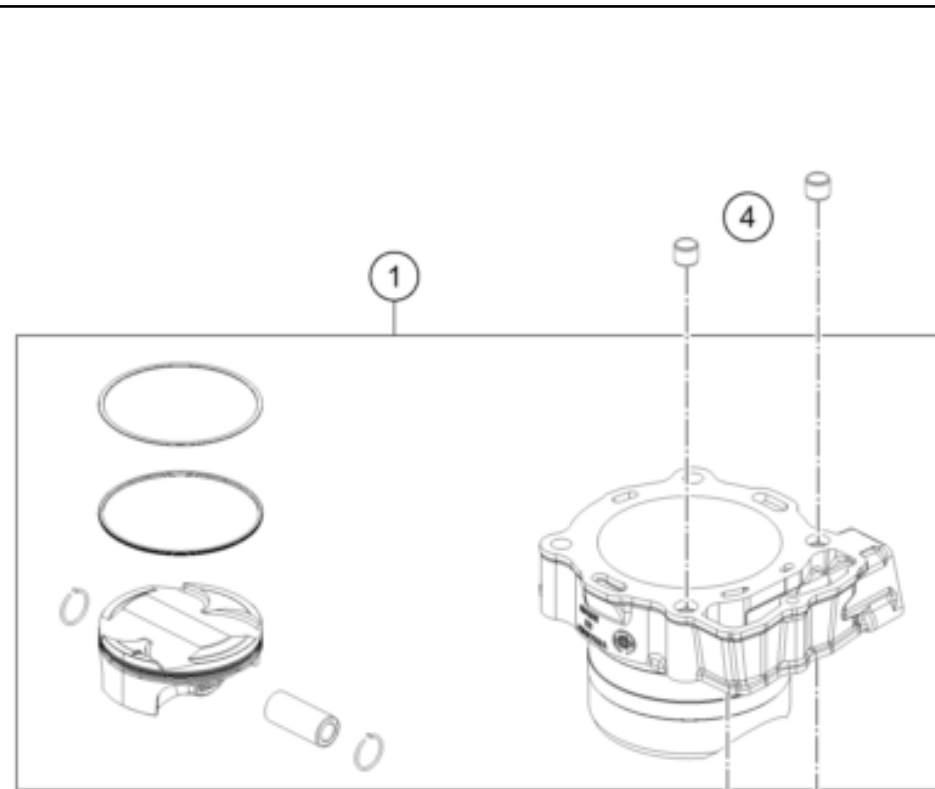
| POS | PARTNUMBER | | PIECE |
|-----|--------------|-------------------------------|-------|
| 1 | A48030057000 | Balancer shaft | 1 |
| 2 | 79430057101 | Balancer shaft | 1 |
| 3 | 79430057010 | FRICION BEAR. BUSH BALANC.SH. | 2 |

227953030

58177

* NEW PART

X ON DEMAND



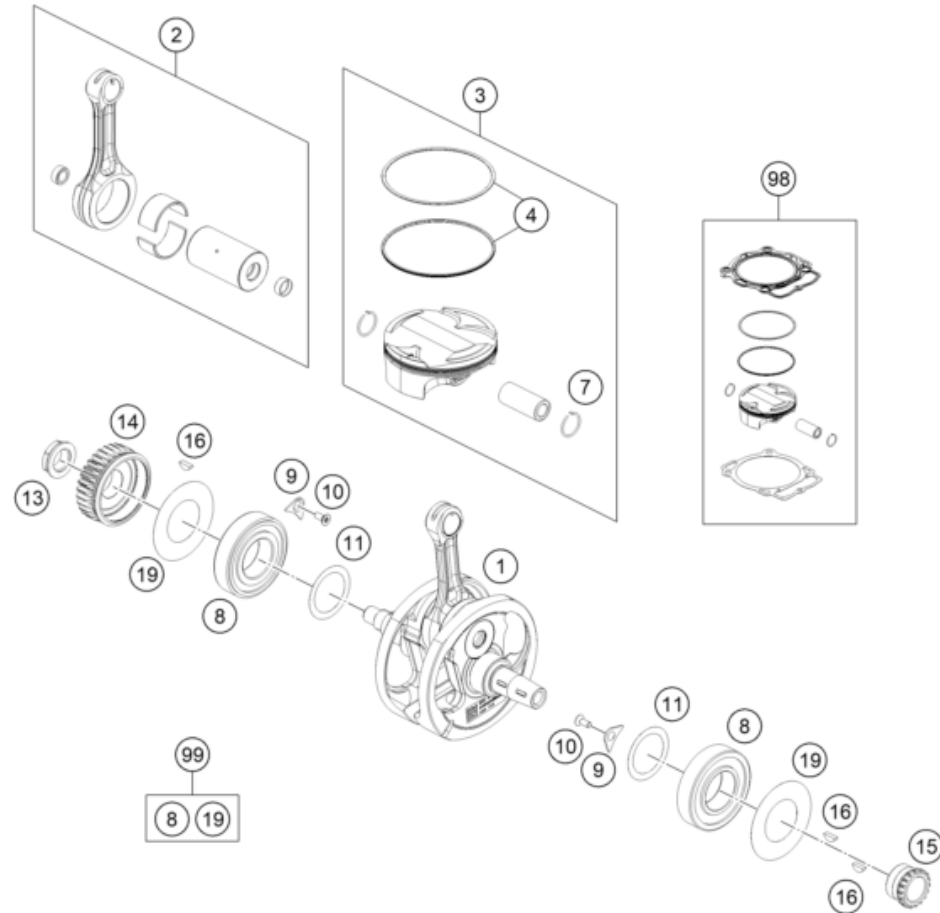
| POS | PARTNUMBER | | PIECE |
|-----|--------------|------------------------------|-------|
| 1 | A48030038000 | cylinder & piston | 1 |
| 2 | 0402050980 | needle roller DIN 5402 5x9.8 | 2 |
| 3 | 79430035000 | CYLINDER BASE GASKET | 1 |
| 4 | 58530014100 | dowl sleeve 10.2x12.5x10 | 2 |

227953040

58161

* NEW PART

X ON DEMAND



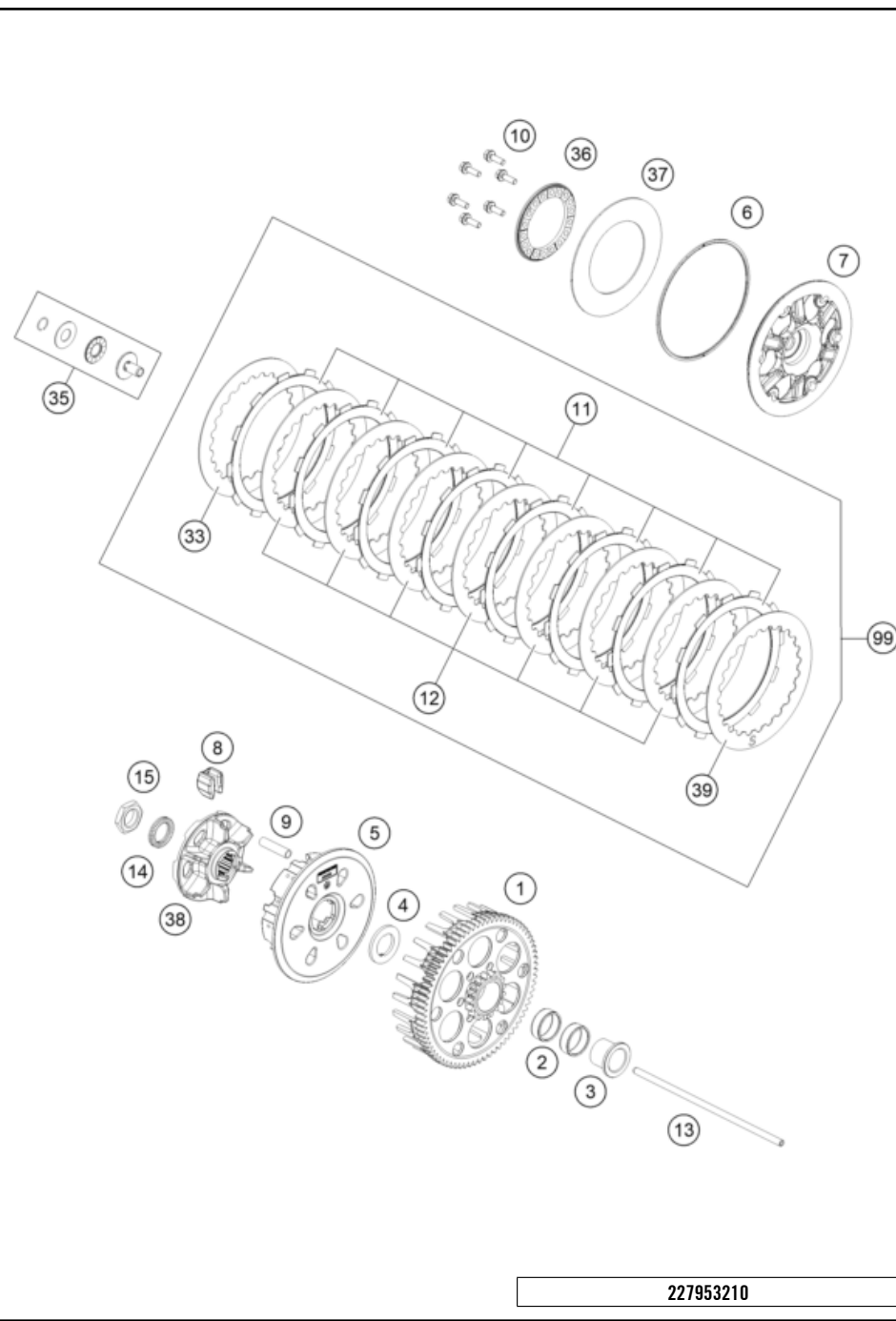
| POS | PARTNUMBER | | PIECE |
|-----|-----------------|--------------------------------|-------|
| 1 | A48030018000 | Crankshaft compl. | 1 |
| 2 | 79530015044 | Connecting rod repair kit | 1 |
| 3 | A48030007100 I | Piston gr.I kpl. MX 450 | 1 |
| 3 | A48030007100 II | PISTON Gr. II CPL. MX 450 | 1 |
| 4 | 79430130044 | PISTON RING KIT | 1 |
| 7 | 79430174000 | CIRCLIP | 2 |
| 8 | 79430082000 | CYLINDER ROLLER BEARING NJ207 | 2 |
| 9 | 75030085000 | RETAINING PLATE F. CS BEARING | 2 |
| 10 | 0019050121S | INT. TORX FLAT HEAD M5X12 T25 | 2 |
| 11 | 56530081000 | SHIM WASHER 36X48X0,10 | x |
| 11 | 56530081100 | SHIM WASHER 36X48X0,15 | x |
| 11 | 56530081200 | SHIM WASHER 36X48X0,20 STEEL | x |
| 11 | 56530081300 | SHIM WASHER 36X48X0,30 | x |
| 13 | 0910001801000S | Nut M18x1.5 Precote | 1 |
| 14 | A48032023029 | Primary gear 29 teeth | 1 |
| 15 | 78036014400 | Timing gear 18 teeth | 1 |
| 16 | 0888030037 | WOODRUFF KEY DIN6888-3X3,7 | 3 |
| 19 | 79430084000 | BEARING SEAL | 2 |
| 98 | A48030007110 I | Piston Kit I MX 450 | x |
| 98 | A48030007110 II | Piston Kit II MX 450 | x |
| 99 | 00050002315 | CRANKSHAFT REP.KIT 450 SX-F 15 | x |

227953060

58160

* NEW PART

X ON DEMAND

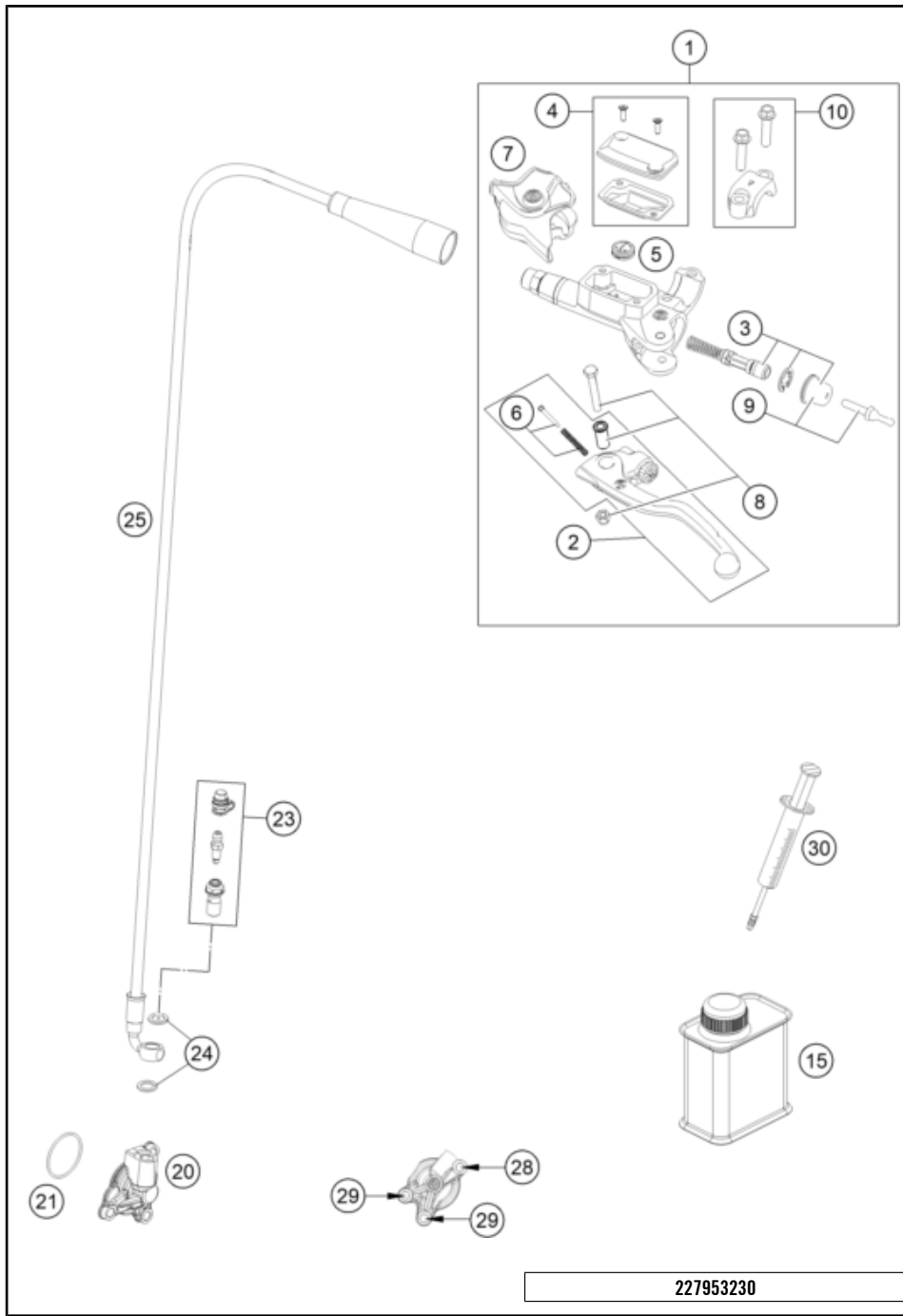


| POS | PARTNUMBER | | PIECE |
|-----|---------------|--------------------------------|-------|
| 1 | A46032001072 | Outer clutch hub | 1 |
| 2 | 0405252910 | NEEDLE BEAR K 25X29X10 | 2 |
| 3 | A46032015000 | Collar sleeve | 1 |
| 4 | 78932009000 | WASHER 22 X 36,5 X 3 | 1 |
| 5 | 78132002400 | Inner clutch hub | 1 |
| 6 | 78132013000 | WASHER 112X118X1.5 | 1 |
| 7 | 79432003100 | Clutch pressure plate | 1 |
| 8 | 78132025100 | DAMPING RUBBER | 6 |
| 9 | 77232004000 | DRIVING SLEEVE D=7,95 L=38 | 6 |
| 10 | 0025050166 | HH collar screw M5x16 TX30 | 6 |
| 11 | 79532011000 | Lining disc 1,95mm | 8 |
| 12 | 59032010200 | INTERMEDIATE DISC 1,4MM 2002 | 7 |
| 13 | A48032054000 | Push rod | 1 |
| 14 | 0252012002900 | Wedge lock washer 19.5x29x3.4 | 1 |
| 15 | 0936181506 | Hex nut DIN0936-M18x1.5 right | 1 |
| 33 | 59032010100 | INTERMEDIATE DISC 1MM 2002 | 1 |
| 35 | 78132057144 | PRESSURE PIECE CPL. | 1 |
| 36 | 78132006200 | Spring retainer | 1 |
| 37 | 78932005000 | BELLEV. SPR. 71X115X1,610=4.74 | 1 |
| 38 | 78132002211 | Clutch center | 1 |
| 39 | 78932010000 | INTERMEDIATE DISC 1MM | 1 |
| 99 | 79532010033 | Clutch plate pack | 1 |

227953210

58162

* NEW PART X ON DEMAND



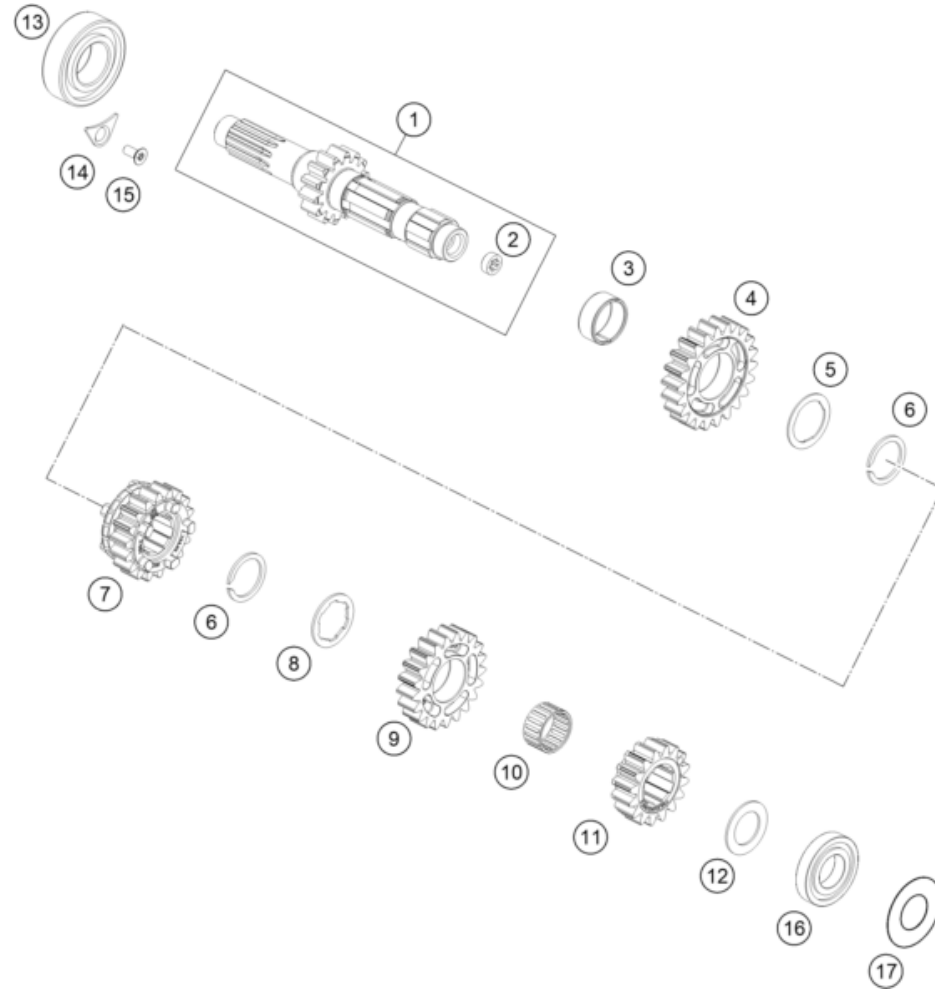
| POS | PARTNUMBER | | PIECE |
|-----|---------------|------------------------------|-------|
| 1 | 79202030044 | MASTER CYLINDER CPL. | 1 |
| 2 | 54802031000 | Clutch lever cmpl. BREMBO 06 | 2 |
| 3 | 54802032000 | REP. KIT PISTON 06 | 1 |
| 4 | 5480200310030 | COVER HYD. CLUTCH CPL. 2014 | 1 |
| 5 | 54802051000 | VALVE | 1 |
| 6 | 54802052000 | BOLT KPL. | 1 |
| 7 | 54802037000 | PROTECTION CAP 06 | 1 |
| 8 | 54802038100 | Lever screw cmpl. 06 | 6 |
| 9 | 54802046000 | Push rod cmpl. | 6 |
| 10 | 54802005100 | CLAMP CPL. 06 | 6 |
| 15 | 00062030000 | Brake fluid DOT5.1 0,25L | 1 |
| 20 | 79232061044 | OUTPUT CYLINDER CPL. | 1 |
| 21 | 0770300015 | O-ring 30x1.5 NBR 70 | 1 |
| 23 | 79032064000 | BLEEDER SCREW CPL. | 1 |
| 24 | 0603082121 | SEAL RING CU DIN7603- 8X12X1 | 2 |
| 25 | A49032063000 | clutch hose | 1 |
| 28 | 0025060406 | HH collar screw M6x40 TX30 | 1 |
| 29 | 0025060166 | HH collar screw M6x16 TX30 | 2 |
| 30 | 50329050000 | Vent injektion hydr. clutch | 1 |

227953230

60028

* NEW PART

X ON DEMAND



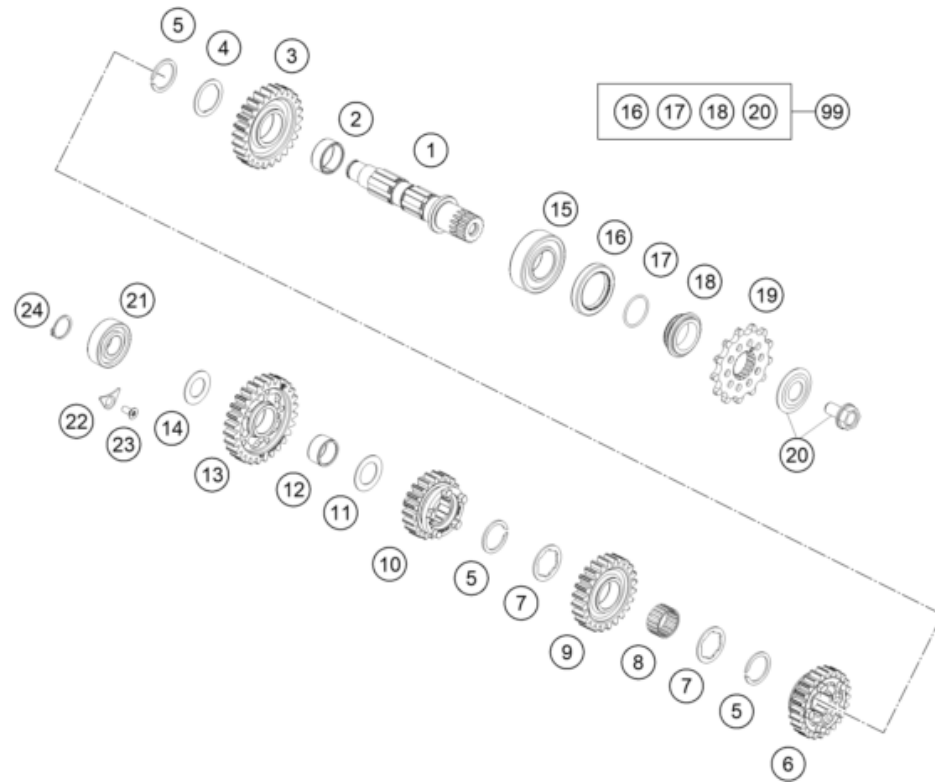
| POS | PARTNUMBER | | PIECE |
|-----|--------------|--------------------------------------|-------|
| 1 | A47033001000 | Main shaft compl. | 1 |
| 2 | 79133001010 | bushing | 1 |
| 3 | 0405242812 | NEEDLE BEAR. K24X28X11,9 DIV. | 1 |
| 4 | 79333505000 | Idle gear 5 th. | 1 |
| 5 | 79333043000 | Stop disk | 1 |
| 6 | 77033022100 | Retaining ring 25x1,65 | 2 |
| 7 | 79333503000 | Sliding gear 3 rd. | 1 |
| 8 | 79333030000 | Trust washer | 1 |
| 9 | 79333504000 | Idle gear 4 th | 1 |
| 10 | 0405222613 | NEEDLE BEAR. K 22X26X13 TN | 1 |
| 11 | 79333002000 | Fixed gear 2nd g/16 teeth | 1 |
| 12 | 77233015000 | DISK 20,2X32X1,3 | 1 |
| 13 | 0625062056 | Groove ball bearing 6205 C4 NTN | 1 |
| 14 | 75030085100 | Retaining bracket crankshaft bearing | 1 |
| 15 | 0019050121S | INT. TORX FLAT HEAD M5X12 T25 | 1 |
| 16 | 0625160041 | BALL BEARING TM 16004 C4 | 1 |
| 17 | 77233088000 | SPACER SHIM 21X42X0.2 | 1 |

227953330

58158

* NEW PART

X ON DEMAND



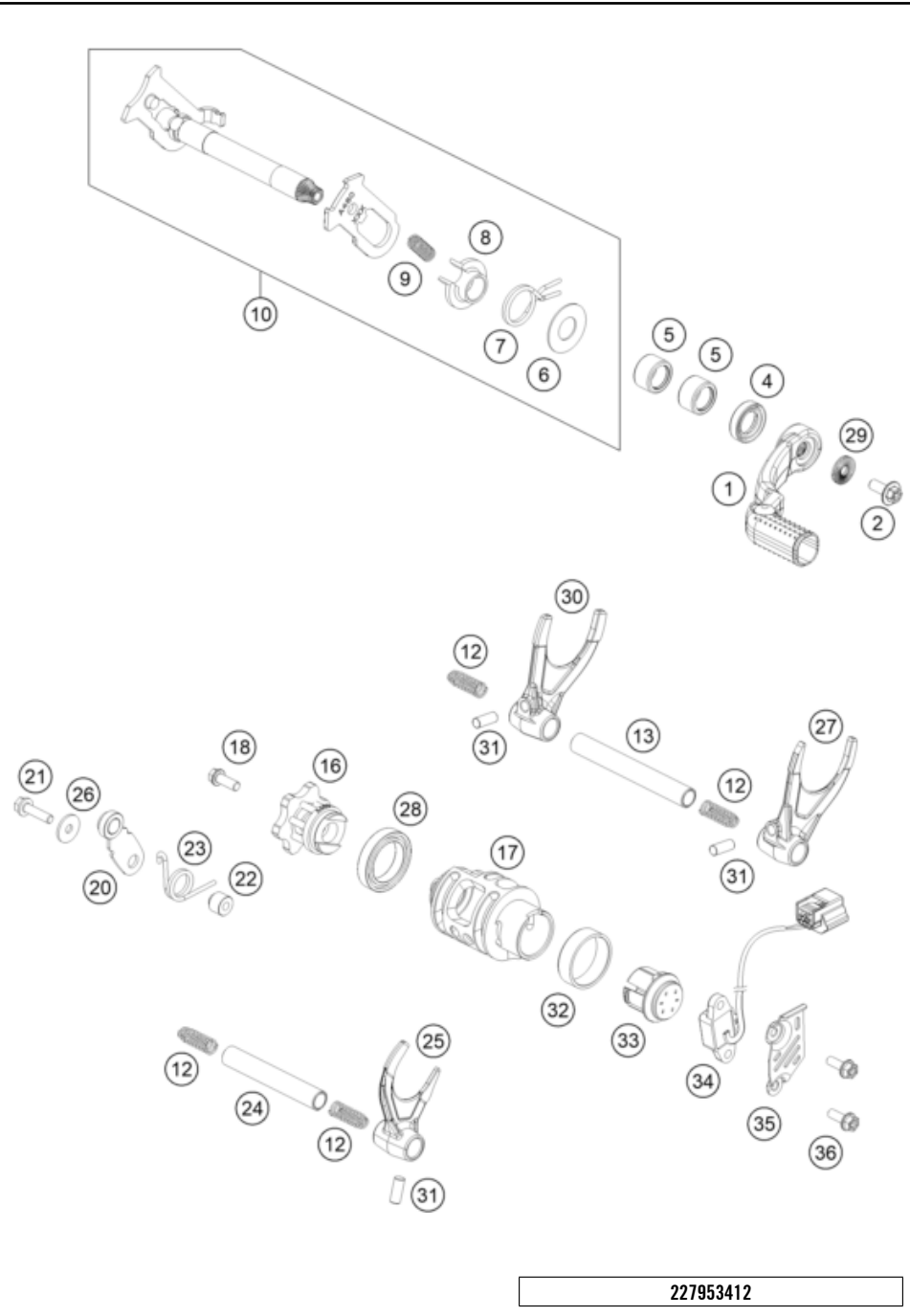
| POS | PARTNUMBER | | PIECE |
|-----|-------------|--------------------------------------|-------|
| 1 | 79333010000 | Countershaft | 1 |
| 2 | 0405242812 | NEEDLE BEAR. K24X28X11,9 DIV. | 1 |
| 3 | 79333512000 | Idler gear 2nd. | 1 |
| 4 | 79333043000 | Stop disk | 1 |
| 5 | 77033022100 | Retaining ring 25x1,65 | 3 |
| 6 | 79333514000 | Sliding gear 4th | 1 |
| 7 | 59033030000 | STOP DISC 25,2X32X1,5 | 2 |
| 8 | 0405222613 | NEEDLE BEAR. K 22X26X13 TN | 1 |
| 9 | 79333513000 | Idler gear 3rd | 1 |
| 10 | 79333515000 | Sliding gear 5th | 1 |
| 11 | 59033080000 | Shim 20x31.9x1 | 1 |
| 12 | 0405202413 | NEEDLE BEAR. K20X24X13 | 1 |
| 13 | 79333511000 | Idler gear 1 st. | 1 |
| 14 | 56033030000 | STOP DISC 17,2X30X1 | 1 |
| 15 | 49030023000 | cylindrical roller bearing NJ205 | 1 |
| 16 | 0760324571 | SHAFT SEAL RING 32X45X7 BSLNBR | 1 |
| 17 | 0770020220 | O-ring 25,12X1,78 NBR70 | 1 |
| 18 | 78133014000 | SPACER SLEEVE COUNTER | 1 |
| 19 | 79233029014 | Sprocket 14-t | x |
| 19 | 79233029013 | Sprocket 13-t | 1 |
| 20 | 59033034044 | SCREW 10.9+SPRING WASHER | 1 |
| 21 | 0625062038 | Ballbearing NTN 6203JR2CM21 | 1 |
| 22 | 75030085100 | Retaining bracket crankshaft bearing | 1 |
| 23 | 0019050121S | INT. TORX FLAT HEAD M5X12 T25 | 1 |
| 24 | 0471170015 | CIRCLIP DIN 0471-17X1, 5 | 1 |
| 99 | 00050000941 | COUNTER SHAFT REP.KIT 4 STROKE | x |

227953360

68022

* NEW PART

X ON DEMAND

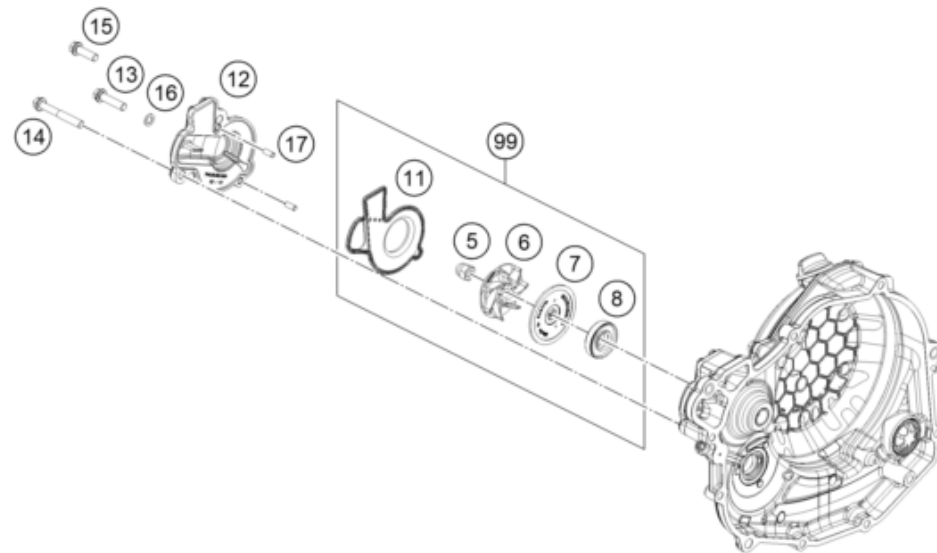


| POS | PARTNUMBER | | PIECE |
|-----|---------------|--|-------|
| 1 | 79234031100 | Shift lever cpl. | 1 |
| 2 | 0024060156S | HH collar screw M6x15 TX30 | 1 |
| 4 | 0760142461 | SHAFT SEAL RING 14X24X6B VITON | 1 |
| 5 | 54632095000 | needle sleeve HK 1412 14x20x12 | 2 |
| 6 | 54634050000 | STOP DISK 14X30X1 | 1 |
| 7 | 54834014000 | RETURN SPRING 03 | 1 |
| 8 | 54634020000 | SPRING GUIDE | 1 |
| 9 | 56534013100 | TENSIONING SPRING 0,8MM | 1 |
| 10 | A46034005033 | Shift shaft cpl. | 1 |
| 12 | 58038023400 | Compression spring L=25mm D=0.9mm | 4 |
| 13 | A46034020000 | Shift fork shaft (L=66 mm) | 1 |
| 16 | A46034015000 | Shift star cpl. | 1 |
| 17 | A47034012000 | Shift drum 5 gear | 1 |
| 18 | 0025060306S | HH collar screw M6x30 TX30 | 1 |
| 20 | A46034024044 | Detent arm cpl. | 1 |
| 21 | 0025050256S | HH collar screw M5x25 TX30 | 1 |
| 22 | 54634052300 | SLEEVE FOR LOCKING LEVER | 1 |
| 23 | 54834023000 | LOCKING LEVER SPRING 03 | 1 |
| 24 | A46034019000 | Shift fork shaft (L=93 mm) | 1 |
| 25 | 79234001000 | SHIFTING FORK 4TH/5TH GEAR | 1 |
| 26 | 0021050003 | washer DIN 9021 A - 5.3 | 1 |
| 27 | 79234002000 | SHIFTING FORK 2ND GEAR | 1 |
| 28 | 0410002500700 | Grooved ball bearing 6805 JR C3 | 1 |
| 29 | 50233041500 | Pair nordlock washer M6 | 1 |
| 30 | 79234003000 | SHIFTING FORK 1ST/3RD GEAR | 1 |
| 31 | 0402061480 | NEEDLE ROLLER DIN5402 6X14,8 | 3 |
| 32 | 79234012010 | FRICTION BEARING CONTROLLER | 1 |
| 33 | 79234012020 | Magnet bracket cpl. | 1 |
| 34 | 79211023000 | Gear position sensor | 1 |
| 35 | A46011024000 | Shield gear position sensor | 1 |
| 36 | 0025050146S | Hex coll. screw M5x14 ISA30 self-locking | 2 |

227953412

58163

* NEW PART X ON DEMAND



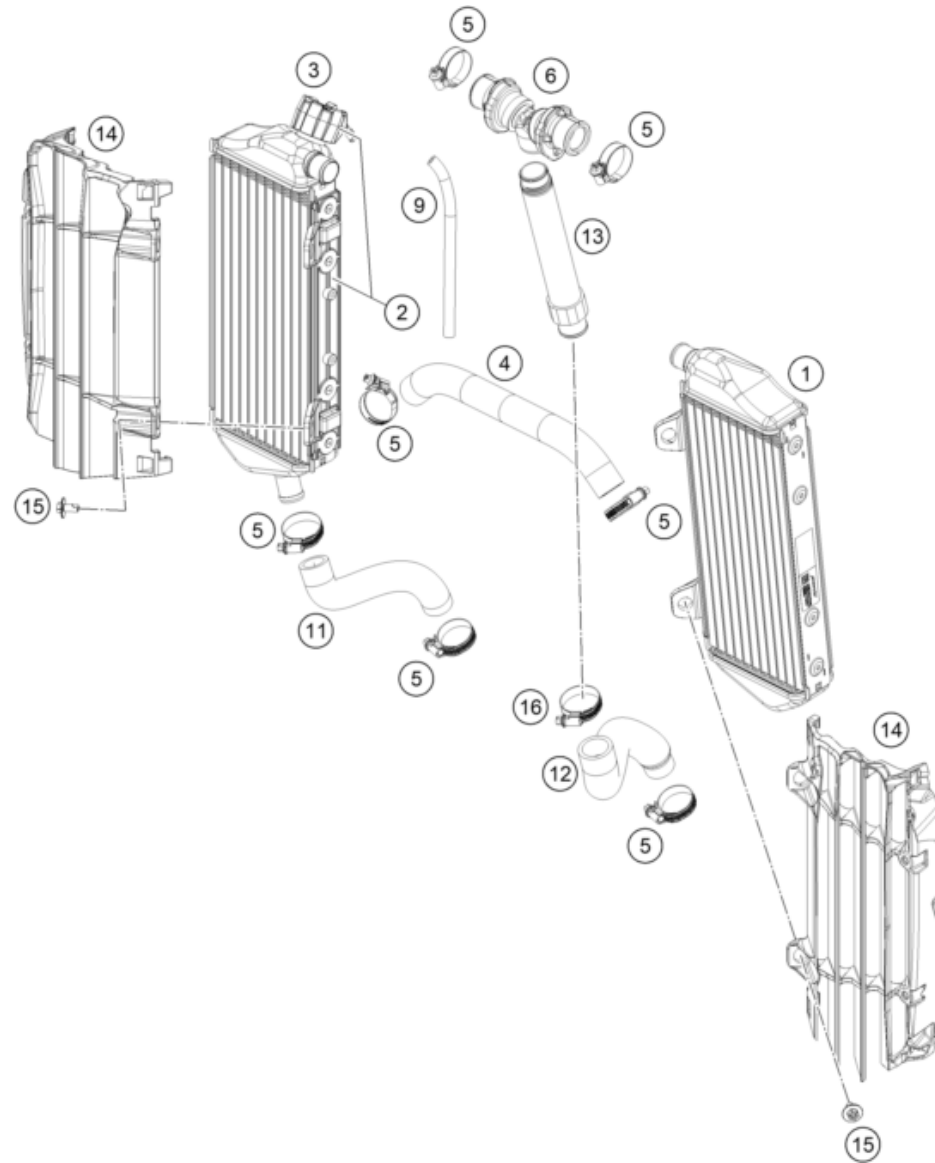
| POS | PARTNUMBER | | PIECE |
|-----|-------------|-------------------------------|-------|
| 5 | 61230045000 | CAP NUT M6 STAINLESS STEEL | 1 |
| 6 | 81235055020 | WATER PUMP ROTOR | 1 |
| 7 | 81235055110 | DISC WATER PUMP | 1 |
| 8 | 0760123073 | SHAFT SEAL RING 12X30X7 PTFE | 1 |
| 11 | 79435053100 | Gasket with carrier plate | 1 |
| 12 | 79435052000 | WATER PUMP COVER | 1 |
| 13 | 0025060256 | HH collar screw M6x25 TX30 | 1 |
| 14 | 0025060456 | HH COLLAR SCREW M6X45 TX30 | 1 |
| 15 | 0025060206 | HH collar screw M6x20 TX30 | 1 |
| 16 | 0603061001 | CU-seal ring DIN7603-6X10X1 | 1 |
| 17 | 0402040980 | Needle roll.DIN5402 NRB 4X9.8 | 2 |
| 99 | 79435055015 | WATER PUMP REP. KIT | x |

227953510

57522

* NEW PART

X ON DEMAND



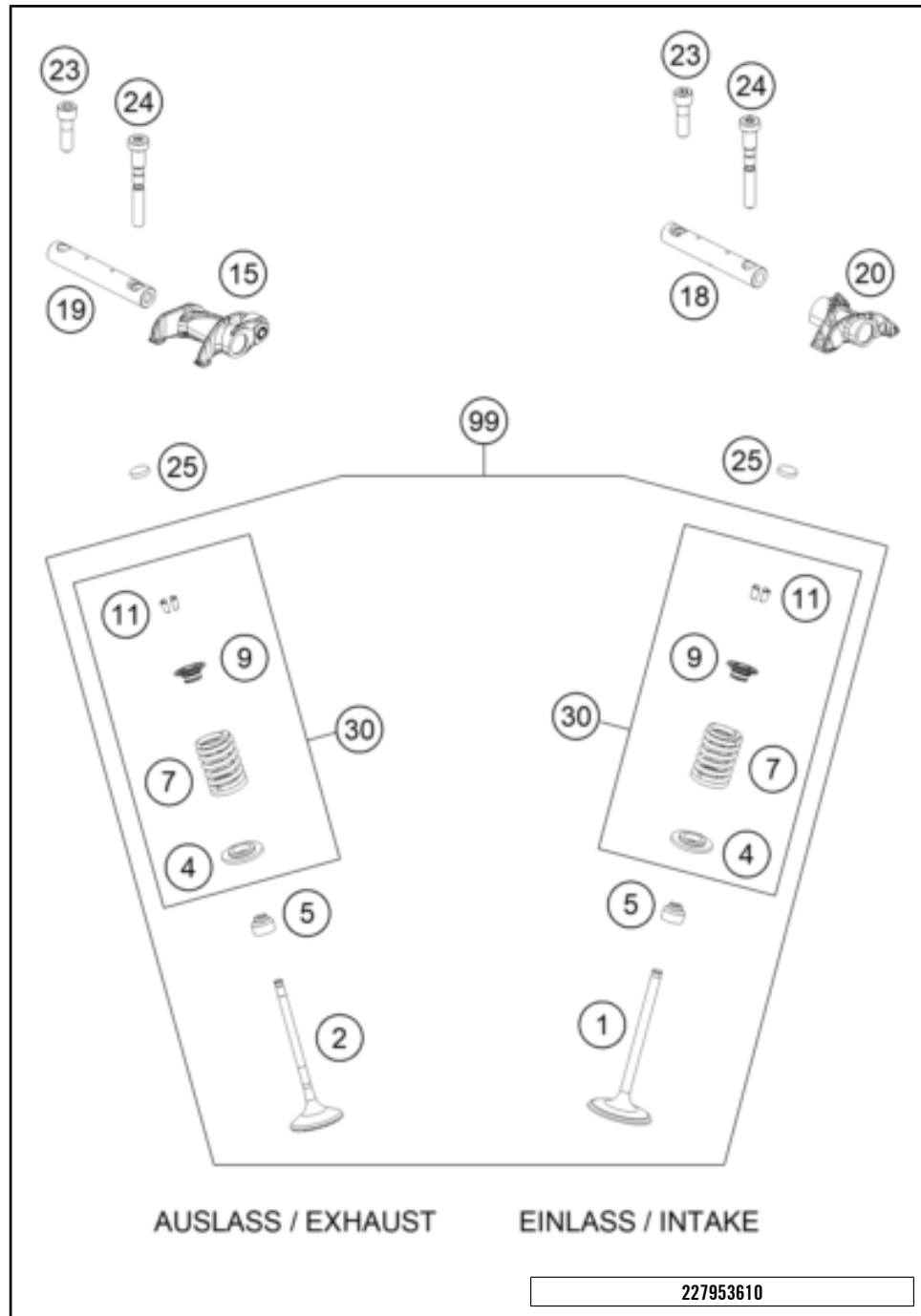
| POS | PARTNUMBER | | PIECE |
|-----|----------------|---|-------|
| 1 | A46035007000 | Radiator left | 1 |
| 2 | A46035008100 | Right radiator | 1 |
| 3 | 72035016000 | RADIATOR CAP 1,8 BAR | 1 |
| 4 | A46035025000 | Pre-formed hose radiator left/right | 1 |
| 5 | 0310000902900 | Hose clip 18-29 | 7 |
| 6 | A46035071044 | Y-piece compl. | 1 |
| 9 | 50335030001 | PVC-hose 6X9 | 1 |
| 11 | A48035024000 | Pre-formed hose, engine/radiator, right | 1 |
| 12 | A48035023000 | Pre-formed hose, engine/riser | 1 |
| 13 | A46035073033 | Screw-in nozzle | 1 |
| 14 | A46035036044C1 | Radiator protection set, black | 1 |
| 15 | 0900000601203 | HH ISR collar screw M6x12-10.9 ISA30 | 4 |
| 16 | 0310000903200 | Hose clip 20-32 | 1 |

227953530

79241

* NEW PART

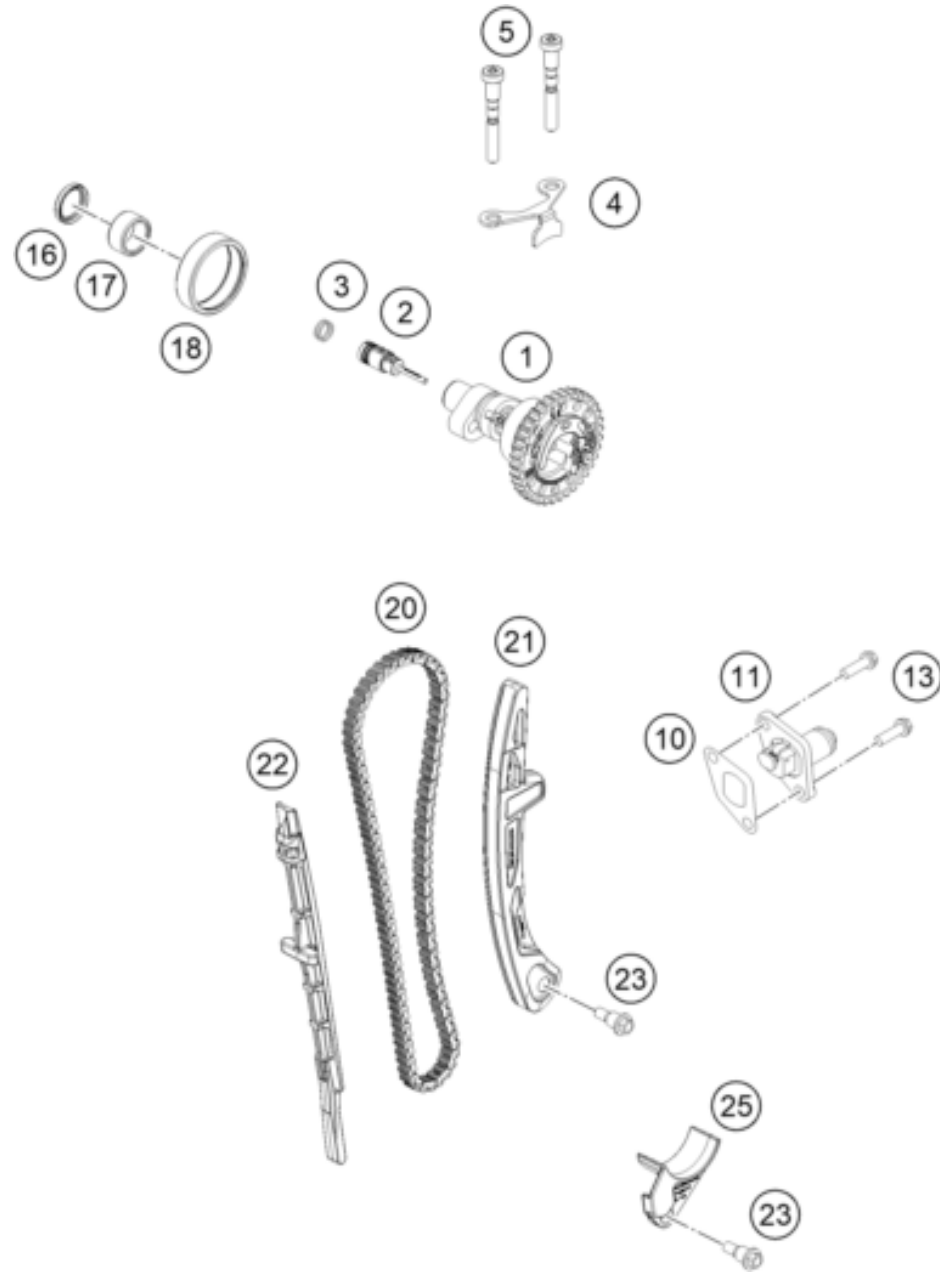
X ON DEMAND



| POS | PARTNUMBER | | PIECE |
|-----|-------------|---------------------------|-------|
| 1 | 79536030000 | Inlet valve | 2 |
| 2 | 79536031000 | Outlet valve | 2 |
| 4 | 79536036100 | Valve spring washer | 4 |
| 5 | 59036027000 | Valve-stem sealing Racing | 4 |
| 7 | 78936028000 | VALVE SPRING | 4 |
| 9 | 79536032100 | Valve spring retainer | 4 |
| 11 | 77336033100 | VALVE COLLET 07 | 8 |
| 15 | 79536061144 | Rocker arm outtake | 1 |
| 18 | 79536056000 | Rocker Arm Shaft Intake | 1 |
| 19 | 79536057000 | exhaust rocker arm shaft | 1 |
| 20 | 79536060100 | Rocker arm intake | 1 |
| 23 | 79536085000 | rocker arm shaft bolt | 2 |
| 24 | 79536084000 | rocker arm shaft bolt | 2 |
| 25 | 77036035172 | SHIM D=8,9/1,72 | x |
| 25 | 77036035176 | SHIM D=8,9/1,76 | x |
| 25 | 77036035180 | SHIM D=8,9/1,80 | x |
| 25 | 77036035184 | SHIM D=8,9/1,84 | x |
| 25 | 77036035188 | SHIM D=8,9/1,88 | x |
| 25 | 77036035192 | SHIM D=8,9/1,92 | x |
| 25 | 77036035196 | SHIM D=8,9/1,96 | x |
| 25 | 77036035200 | SHIM D=8,9/2,00 | x |
| 25 | 77036035204 | SHIM D=8,9/2,04 | x |
| 25 | 77036035208 | SHIM D=8,9/2,08 | x |
| 25 | 77036035212 | SHIM D=8,9/2,12 | x |
| 25 | 77036035216 | SHIM D=8,9/2,16 | x |
| 25 | 77036035220 | SHIM D=8,9/2,20 | x |
| 25 | 77036035224 | SHIM D=8,9/2,24 | x |
| 25 | 77036035228 | SHIM D=8,9/2,28 | x |
| 25 | 77036035232 | SHIM D=8,9/2,32 | x |
| 25 | 77036035236 | SHIM D=8,9/2,36 | x |
| 25 | 77036035240 | SHIM D=8,9/2,40 | x |
| 25 | 77036035244 | SHIM D=8,9/2,44 | x |
| 25 | 77036035248 | SHIM D=8,9/2,48 | x |
| 25 | 77036035252 | SHIM D=8,9/2,52 | x |
| 25 | 77036035256 | SHIM D=8,9/2,56 | x |
| 25 | 77036035260 | SHIM D=8,9/2,60 | x |
| 30 | 79536029010 | Valve springs kit 450 | x |
| 99 | 79536030010 | Valve Kit 450 | x |

58176

* NEW PART X ON DEMAND



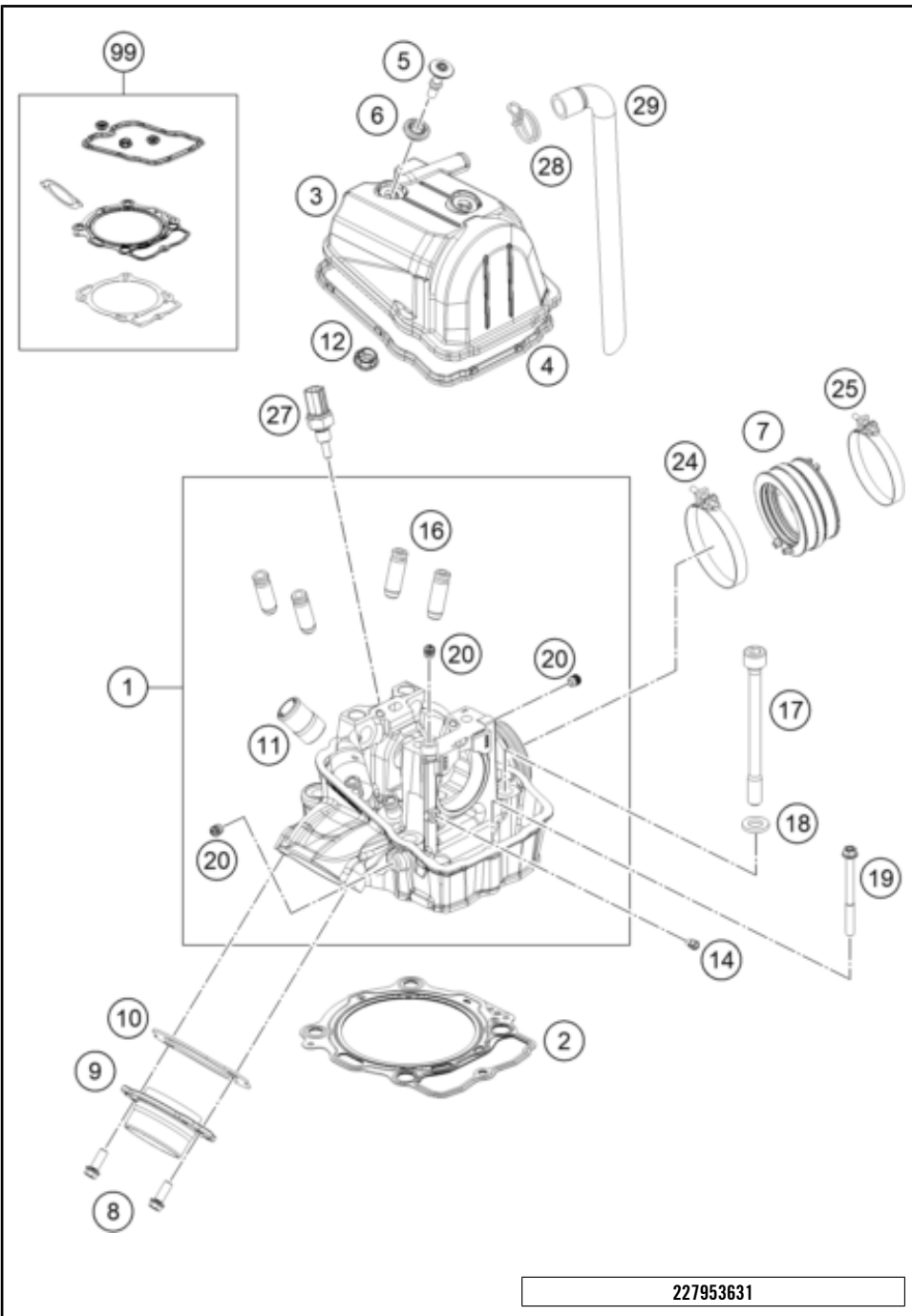
| POS | PARTNUMBER | | PIECE |
|-----|--------------|--------------------------------|-------|
| 1 | A48036010044 | Camshaft, cmpl. with decal | 1 |
| 2 | 79536010010 | Breather centrifuge | 1 |
| 3 | 0770010010 | o-ring 10.00x1.00 NBR70 | 2 |
| 4 | 79536012100 | Camshaft bracket | 1 |
| 5 | 79536084000 | rocker arm shaft bolt | 2 |
| 10 | 59036003150 | GASKET TIMING CHAIN TENSIONER | 1 |
| 11 | 59036003000 | TIMINGCHAIN TENSIONER CPL.RAC. | 1 |
| 13 | 0025060166 | HH collar screw M6x16 TX30 | 2 |
| 16 | 0760182442 | SHAFT SEAL RING 18X24X4 | 1 |
| 17 | 0618182412 | NEEDLE BEAR.HK1812 18/24/12 05 | 1 |
| 18 | 0618404712 | NEEDLE SLEEVE HK4012B40X47X12 | 1 |
| 20 | A46036013000 | Timing chain | 1 |
| 21 | 79536002100 | Slide rail | 1 |
| 22 | 79536001100 | Slide bars | 1 |
| 23 | 77236001160 | BUSHING SCREW M6 | 2 |
| 25 | 79436018000 | FAIL SAFE | 1 |

227953621

58175

* NEW PART

X ON DEMAND



| POS | PARTNUMBER | | PIECE |
|-----|----------------|-------------------------------|-------|
| 1 | A48036020044 | cylinder head cpl. | 1 |
| 2 | 79430036010 | CYLINDER HEAD GASKET (DN95) | 1 |
| 3 | A48036052000C1 | Valve cover | 1 |
| 4 | A48036053000 | Valve cover seal | 1 |
| 5 | 79136054000 | Valve cover screw | 2 |
| 6 | 79136054050 | Rubber seal for collar screw | 2 |
| 7 | 79536044000 | rubber sleeve | 1 |
| 8 | 0025060166S | HH collar screw M6x16 TX30 SL | 2 |
| 9 | 78136139100 | Exhaust system flange | 1 |
| 10 | 79536041000 | Exhaust gasket | 1 |
| 11 | 58030010200 | SCREW IN NOZZLE M20X1,5 | 1 |
| 12 | 79536053150 | valve cover gasket | 1 |
| 14 | 60030063070 | oil jet 70 M5 | 1 |
| 16 | 79536025001 | Valve Guide intake | 4 |
| 17 | 79530044000 | Cylinder head bolt | 4 |
| 18 | 77336089010 | washer 19x10.5x2.5 | 4 |
| 19 | 0025060756 | HH COLLAR SCREW M6X75 TX30 | 1 |
| 20 | 59030296000 | SCREW PLUG | 3 |
| 24 | 61036047000 | Hose clamp GEMI 63mm 05 | 1 |
| 25 | 77236048000 | Hose clip GEMI 58 | 1 |
| 27 | 79435047000 | Water temperature sensor | 1 |
| 28 | 58431082300 | CLAMP YDNAC 10173 (18MM) | 1 |
| 29 | 79030087000 | Engine vent hose | 1 |
| 99 | A48030097000 | gasket kit cylinder MX 450 | x |

227953631

58190

* NEW PART X ON DEMAND



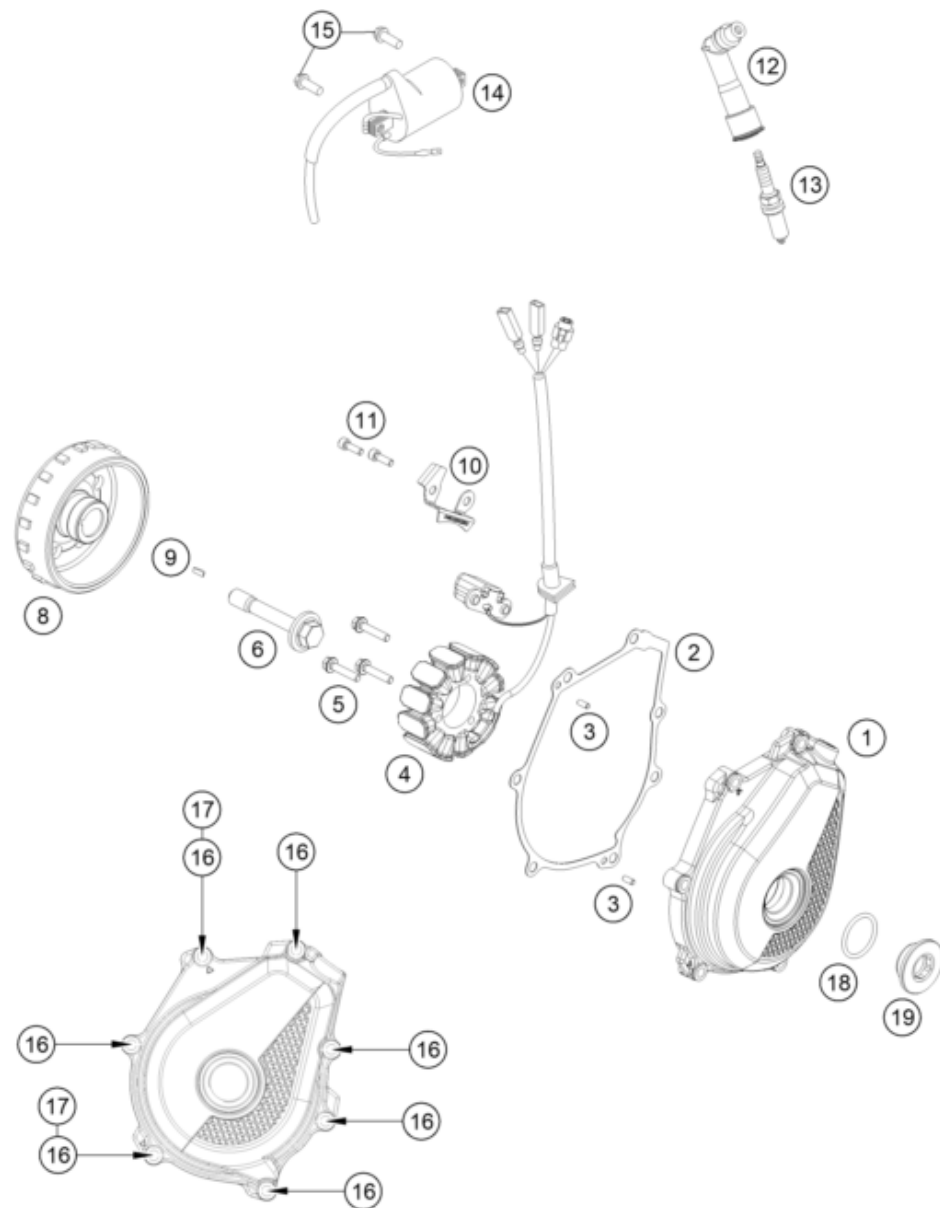
| POS | PARTNUMBER | | PIECE |
|-----|---------------|--|-------|
| 1 | 77338005100 | Oil Filter 07 | 1 |
| 2 | 07703305178 | O-RING 33,05X1,78 | 1 |
| 3 | 77338041200 | OIL FILTER COVER 08 | 1 |
| 4 | 0025060166 | HH collar screw M6x16 TX30 | 2 |
| 5 | 0799060000 | TAB WASHER DIN6799-RS 6,0 | 1 |
| 6 | 58038007755 | STOP DISK 8,1 X 15 X 0,5 | 1 |
| 7 | 77038001200 | Oil pump gear | 1 |
| 8 | 0025050146S | Hex coll. screw M5x14 ISA30 self-locking | 2 |
| 9 | A48038003000 | Oil pump cover | 1 |
| 10 | 59038011112 | OILPUMP ROTOR-SET 12MM CPL. | 1 |
| 11 | A48038002000 | Oil pump shaft | 1 |
| 12 | 0402251980 | NEEDLEROL.DIN5402 NRA 2,5X19,8 | 1 |
| 13 | 0402251180 | NEEDLE ROLLER DIN5402 2,5X11,8 | 1 |
| 14 | 0402041580 | needle roller NRB 4x15.8 G2 | 1 |
| 15 | 61238011100 | ROTOR SET 22MM | 1 |
| 16 | 0770440020 | O-RING 44,00X2,00 VITON | 1 |
| 17 | 79238004000 | OIL PUMP COVER LEFT | 1 |
| 18 | 58038022000 | CU-seal ring DIN7603-12X18X1.5 | 2 |
| 19 | 58030021100 | oil drain plug with magnet | 1 |
| 20 | 07701250151 | O-RING 12,5X1,5 VITON V75 | 2 |
| 21 | 59038016200 | Oil screen | 1 |
| 22 | 0770020170 | O-RING 17,17X1,78 GLO | 1 |
| 23 | 59038017100 | PLUG M20X1,5 WS=13 | 1 |
| 24 | 0401090003 | BALL DIN5401-9 | 1 |
| 25 | A48038026000 | Compression spring | 1 |
| 26 | 0025050146S | Hex coll. screw M5x14 ISA30 self-locking | 3 |
| 27 | 78036024000 | PLUG SCREW SAS M12X1,5 | 1 |
| 28 | 59030023100 | Dowel, 6x8x11.5 | 1 |
| 29 | 0770012021 | O-RING 12X2 VITON GREEN | 1 |
| 30 | 0900001600200 | Screw plug M16x1.5 | 1 |
| 33 | A48038006033 | Oil pump intermediate gear 31T | 1 |
| 34 | 0988121805 | SHIM WASHER DIN0988-12X18X0,50 | 2 |
| 35 | 0471120010 | retaining ring DIN 471 12x1 | 1 |
| 36 | 77038013100 | BUSHING PIN | 1 |
| 37 | 77238061050 | AXIAL-CIRCLIP | 1 |
| 38 | 0018050103S | Oval head screw DIN 7985-M5x10-8.8 | 1 |
| 99 | A48038015010 | OILFILTER SERVICE KIT 450/500 | x |

227953810

58168

* NEW PART

X ON DEMAND

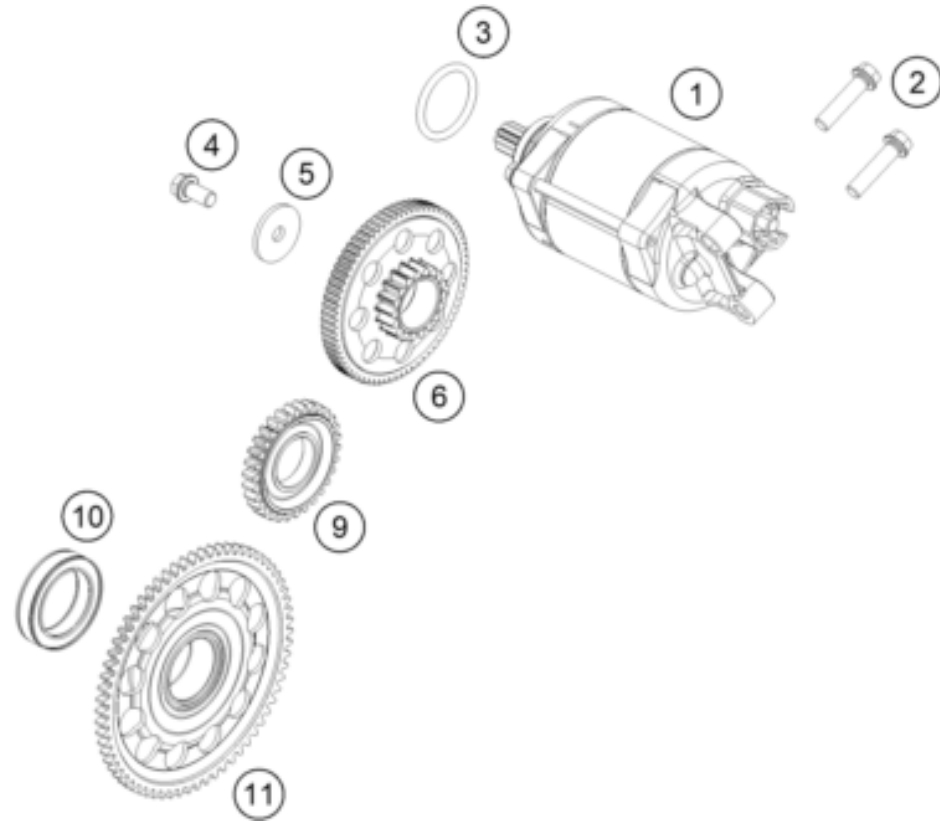


| POS | PARTNUMBER | | PIECE |
|-----|----------------|-------------------------------------|-------|
| 1 | A48030002000C1 | Ignition cover | 1 |
| 2 | A48030040000 | Ignition cover gasket | 1 |
| 3 | 0402040980 | Needle roll.DIN5402 NRB 4X9.8 | 2 |
| 4 | 79239004200 | Stator | 1 |
| 5 | 0012050253S | Bolt DIN 6912 - M5x25 SS | 3 |
| 6 | 77339010100 | FLYWHEEL SCREW | 1 |
| 8 | 79439005100 | Rotor | 1 |
| 9 | 0888030037 | WOODRUFF KEY DIN6888-3X3,7 | 1 |
| 10 | A46030002050 | Cable retainer | 1 |
| 11 | 0912050163S | Cap head screw DIN912 - M5x16 - 8.8 | 2 |
| 12 | 79539090000 | Spark plug connector | 1 |
| 13 | 77839093000 | spark plug | 1 |
| 14 | 58439006000 | Ignition coil | 1 |
| 15 | 0026060186 | COLLAR SCREW M6X18 ISA30 | 2 |
| 16 | 0025060256 | HH collar screw M6x25 TX30 | 7 |
| 17 | 0603061001 | CU-seal ring DIN7603-6X10X1 | 2 |
| 18 | 07700240251 | o-ring 24.00x2.50 Viton | 1 |
| 19 | 7723000216030 | SCREW PLUG M24X1,5 | 1 |

227953910

58188

* NEW PART X ON DEMAND



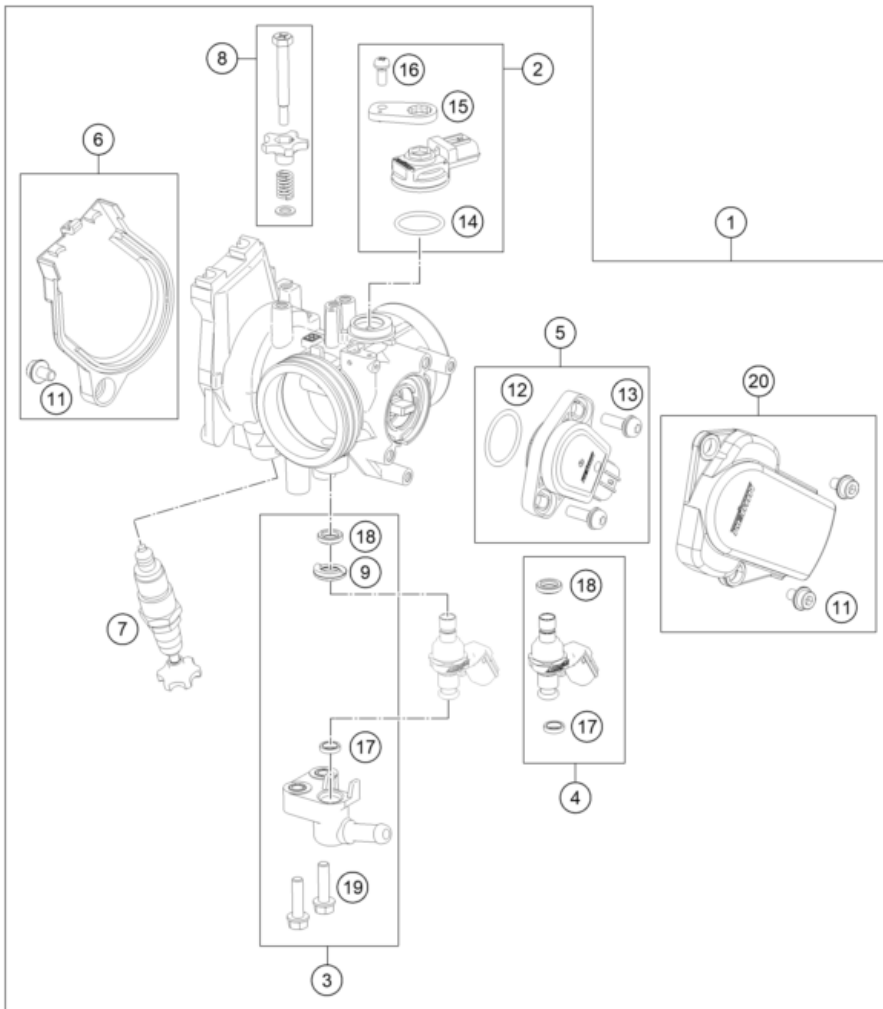
| POS | PARTNUMBER | | PIECE |
|-----|--------------|--|-------|
| 1 | 79440001000 | E-STARTER CPL. 0.5KW | 1 |
| 2 | 0025060256 | HH collar screw M6x25 TX30 | 2 |
| 3 | 0770250030 | O-RING 25,00X3,00 NBR 70 | 1 |
| 4 | 0025060126S | Hex collar screw M6x12 ISA30 self-lockin | 1 |
| 5 | 78040016004 | STOP DISC 6X23X2 | 1 |
| 6 | 79540016000 | Torque limiter cml. | 1 |
| 9 | A48040022030 | E. starter idler gear 30 teeth | 1 |
| 10 | 75040026000 | FREE WHEEL | 1 |
| 11 | 79440020133 | freewheel gear cpl. | 1 |

227954010

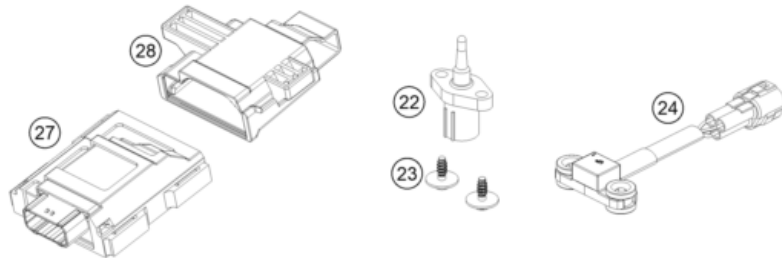
58189

* NEW PART

X ON DEMAND



| POS | PARTNUMBER | | PIECE |
|-----|--------------|--------------------------------|-------|
| 1 | A46041001100 | Throttle Body | 1 |
| 2 | 77741085044 | MAP SENSOR CPL. | 1 |
| 3 | 79041013044 | FUEL PIPE CPL. | 1 |
| 4 | 79041023144 | Injector compl. | 1 |
| 5 | 79041077044 | TPS CPL. | 1 |
| 6 | A46041054044 | Throttle cam cover | 1 |
| 7 | 79041070000 | STARTER VALVE CPL. | 1 |
| 8 | 77741060044 | IDLING ADJUSTING SCREW CPL. | 1 |
| 9 | 79041023030 | SEAL RING | 1 |
| 11 | 79041056020 | SPECIAL SCREW | 3 |
| 12 | 75041077110 | O-RING | 1 |
| 13 | 61041077020 | SCREW THROTTLE POS. SENSOR | 2 |
| 14 | 75041085010 | O-RING | 1 |
| 15 | 77741085020 | PLATE | 1 |
| 16 | 81241085030 | SPECIAL SCREW | 1 |
| 17 | 60341023020 | O-RING | 1 |
| 18 | 75041023010 | SEAL RING | 1 |
| 19 | 79041013060 | SPECIAL SCREW M5X20 | 2 |
| 20 | 79141078044 | TPS Cover cpl. | 1 |
| 22 | 61041080000 | Ambient-air temperature sensor | 1 |
| 23 | 0081050181 | SCREW FOR PLASTIC K50X18 T20 | 2 |
| 24 | A46041088000 | Roll-over sensor | 1 |
| 27 | 79641031000 | Engine control unit | 1 |
| 28 | A46041031050 | ECU rubber strap | 1 |

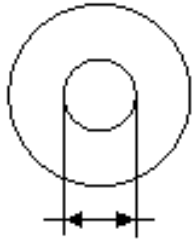


23A4604111

79205

* NEW PART

X ON DEMAND



5 Ø 5 mm

6 Ø 6 mm

8 Ø 8 mm

10 Ø 10 mm

12 Ø 12 mm

14 Ø 14-14,5 mm

16 Ø 16 mm

20 Ø 20 mm

21 Ø 21 mm

22 Ø 22 mm

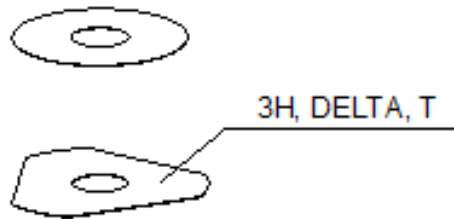
23 Ø 23 mm

24 Ø 24,5 mm

28 Ø 28,25-28,5 mm

32 Ø 32 mm

52 Ø 52 mm



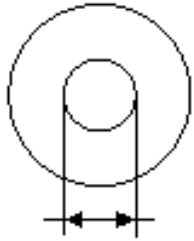
| POS | PARTNUMBER | | PIECE |
|-----|------------|------------------------------|-------|
| 1 | 48600611 | Spring (10,2) l5 check valve | X |
| 5 | 44906890 | Washer 5X15X2 | X |
| 6 | 40540400 | Shim 6x12x0,10 | X |
| 6 | 40540401 | Shim 6x14x0,10 | X |
| 6 | 40540402 | Shim 6x16x0,10 | X |
| 6 | 40540403 | Shim 6x18x0,10 | X |
| 6 | 40540404 | Shim 6x12x0,15 | X |
| 6 | 40540405 | Shim 6x14x0,15 | X |
| 6 | 40540406 | Shim 6x16x0,15 | X |
| 6 | 40540407 | SHIM 6X18X0,15 | X |
| 6 | 40540408 | Shim 6x12x0,20 | X |
| 6 | 40540409 | Shim 6x14x0,20 | X |
| 6 | 40540410 | Shim 6x16x0,20 | X |
| 6 | 40540411 | Shim 6x18x0,20 | X |
| 6 | 48600095 | SHIM 6X20X0,20 | X |
| 6 | 40540412 | Shim 6x12x0,25 | X |
| 6 | 40540413 | Shim 6x14x0,25 | X |
| 6 | 40540414 | Shim 6x16x0,25 | X |
| 6 | 40540415 | Shim 6x18x0,25 | X |
| 6 | 40540417 | SHIM 6X8,5X0,10 | X |
| 6 | 40540418 | SHIM 6X9X0,10 | X |
| 6 | 40540419 | SHIM 6X9,5X0,10 | X |
| 6 | 40540423 | SHIM 6X9,5X0,15 | X |
| 6 | 40540425 | SHIM 6X8,5X0,20 | X |
| 6 | 40540426 | SHIM 6X9X0,20 | X |
| 6 | 40540427 | SHIM 6X9,5X0,20 | X |
| 6 | 40540447 | Shim 6x10x0,30 | X |
| 6 | 40540449 | Shim 6x9x0,30 | X |
| 6 | 40540450 | Shim 6x9,5x0,30 | X |
| 6 | 40540494 | Shim 6x18x0,40 | X |
| 6 | 40540774 | Shim 6x18x0,10 delta | X |
| 6 | 40541383 | Shim 6X11X0,10 | X |
| 6 | 40541391 | Shim 6x11x0,30 | X |
| 6 | 40541402 | Shim 6x11x0,20 | X |
| 6 | 40541403 | SHIM 6X10X0,20 | X |
| 6 | 40541404 | Shim 6x10x0,10 | X |
| 6 | 40541405 | Shim 6x10x0,15 | X |
| 6 | 40541406 | SHIM 6X11X0,15 | X |

080000190

4668

* NEW PART

X ON DEMAND



5 Ø 5 mm

6 Ø 6 mm

8 Ø 8 mm

10 Ø 10 mm

12 Ø 12 mm

14 Ø 14-14,5 mm

16 Ø 16 mm

20 Ø 20 mm

21 Ø 21 mm

22 Ø 22 mm

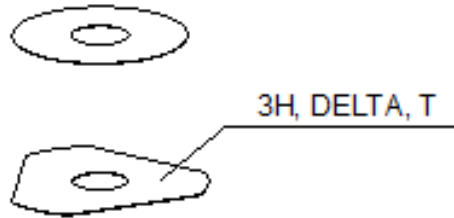
23 Ø 23 mm

24 Ø 24,5 mm

28 Ø 28,25-28,5 mm

32 Ø 32 mm

52 Ø 52 mm



3H, DELTA, T

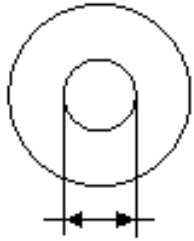
| POS | PARTNUMBER | | PIECE |
|-----|------------|----------------------|-------|
| 6 | 40541408 | SHIM 6X8,0X0,30 | X |
| 6 | 40541414 | Shim 6x8x0,1 | X |
| 6 | 40541416 | SHIM 6X8X0,3 | X |
| 6 | 40541417 | SHIM 6X11X0,25 | X |
| 6 | 48600102 | SHIM 6X24X0,25 | X |
| 6 | 48600063 | Shim 6x24x0,10 | X |
| 6 | 48600064 | Shim 6x22x0,10 | X |
| 6 | 48600065 | Shim 6x20x0,10 | X |
| 6 | 48600069 | Shim 6x20x0,15 | X |
| 6 | 48600100 | Shim 6x24x0,15 | X |
| 6 | 48600116 | Shim 6x24x0,10 delta | X |
| 6 | 48600139 | Shim 6x22x0,1 delta | X |
| 6 | 48600217 | Shim 6x10x0,25 | X |
| 6 | 48600325 | Shim 6x13x0,10 | X |
| 6 | 48600327 | SHIM 6X15X0,1 | X |
| 6 | 48600329 | Shim 6x17x0,10 | X |
| 6 | 48600331 | Shim 6x19x0,10 | X |
| 6 | 48600096 | Shim 6x20x0,25 | X |
| 6 | 48600097 | Shim 6x22x0,15 | X |
| 6 | 48600099 | Shim 6x22x0,25 | X |
| 6 | 40540448 | Shim 6x8,5x0,30 | X |
| 6 | 48600479 | Shim 6x20x0,10 DELTA | X |
| 6 | 48600332 | SHIM 6X21X0,1 | X |
| 6 | 48600333 | SHIM 6X23X0,1 | X |
| 6 | 40541393 | Shim 6x12x0,30 | X |
| 6 | 48600330 | SHIM 6X17X0,15 | X |
| 6 | 48600988 | Shim 6x28x0,10 | X |
| 6 | 48600989 | Shim 6x26x0,10 | X |
| 6 | 48601091 | Shim 6x28x0,15 | X |
| 6 | 48601093 | Shim 6x26x0,15 | X |
| 6 | 48600328 | Shim 6x15x0,15 | X |
| 6 | 48600326 | Shim 6x13x0,15 | X |
| 6 | 48601548 | Shim 6x17x1,5 | X |
| 6 | 48601693 | Washer 6x18x3 | X |
| 6 | 48600098 | Shim 6x22x0,20 | X |
| 6 | 48601300 | Washer 6x25x1,5 | X |
| 6 | 48601692 | Shim 6x30x0,15 | X |
| 6 | 48601550 | Shim 6x30x0,10 | X |

080000190

4668

* NEW PART

X ON DEMAND



5 Ø 5 mm

6 Ø 6 mm

8 Ø 8 mm

10 Ø 10 mm

12 Ø 12 mm

14 Ø 14-14,5 mm

16 Ø 16 mm

20 Ø 20 mm

21 Ø 21 mm

22 Ø 22 mm

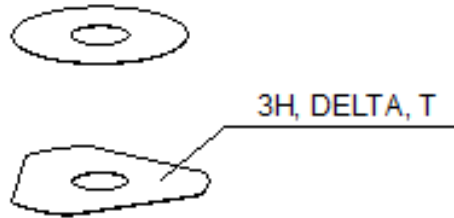
23 Ø 23 mm

24 Ø 24,5 mm

28 Ø 28,25-28,5 mm

32 Ø 32 mm

52 Ø 52 mm



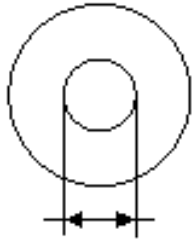
| POS | PARTNUMBER | | PIECE |
|-----|-----------------|-----------------------------|-------|
| 6 | 40541392 | Shim 6x8x0,2 | X |
| 6 | 48601917 | Washer 6x25x4 | X |
| 6 | 48601916 | Washer 6x18x4 | X |
| 6 | 40540399 | Shim 6x16x0,30 | X |
| 6 | 48601584 | Spring shim 6x30x0.4 | X |
| 6 | 48601459 | Washer check valve 6x31x0,4 | X |
| 6 | 48601849 | Check valve plate 2,5mm hub | X |
| 6 | 48600101 | SHIM 6X24X0,20 | X |
| 6 | 48601094 | Shim 6x26x0,20 | X |
| 6 | 40540422 | Shim 6X9X0,15 | X |
| 6 | 48601841 | Washer check valve 6x31x0,4 | X |
| 6 | 48601850 | Shim 6x30x0,4 spring shim | X |
| 6 | 48601092 | Shim 6x28x0,20 | X |
| 6 | 48601264 | Shim 6x25x0,10 | X |
| 6 | 48600967 | Shim 6x20x0,2 DELTA | X |
| 6 | 48601847 | Washer 6x25x1,5 | X |
| 6 | 48601707 | Sinus shim plate 6X30 | X |
| 6 | S64060000400000 | Shim 6x14x0.3 | X |
| 6 | S64060000500000 | Shim 6x13x0.25 | X |
| 6 | S64060000600000 | Shim 6x17x0,2 | X |
| 6 | 40540421 | Shim 6x8.5x0.15 | X |
| 6 | 48601262 | Washer 6x18x1,5 | X |
| 6 | S64060001500000 | Shim 6x8x0.15 | X |
| 8 | 40540477 | Shim 8x18x0,40 | X |
| 8 | 43570120 | Shim 8x18x0,10 | X |
| 8 | 44916098 | washer 8,4X16X0,8 | X |
| 8 | 44916130 | washer 8,2X15X1 | X |
| 8 | 44916180 | Washer 8.2X11X1 | X |
| 8 | 48600214 | Shim 8x16x0,10 | X |
| 8 | 48600385 | SHIM 8x14x0.25 | X |
| 8 | 48600346 | Shim 8x11x0,20 | X |
| 8 | 48600215 | Shim 8x20x0,10 | X |
| 8 | 48600485 | washer 8X10X0,10 | X |
| 8 | 48601402 | SHIM 8X13X0,10 | X |
| 8 | 48600350 | Shim 8x16x0,15 | X |
| 8 | 48600061 | Shim 8x24x0,40 | X |
| 8 | 48600062 | CHECK VALVE 8X24X0,1 | X |
| 8 | 48600216 | Shim 8x22x0,10 | X |

080000190

4668

* NEW PART

X ON DEMAND



5 Ø 5 mm

6 Ø 6 mm

8 Ø 8 mm

10 Ø 10 mm

12 Ø 12 mm

14 Ø 14-14,5 mm

16 Ø 16 mm

20 Ø 20 mm

21 Ø 21 mm

22 Ø 22 mm

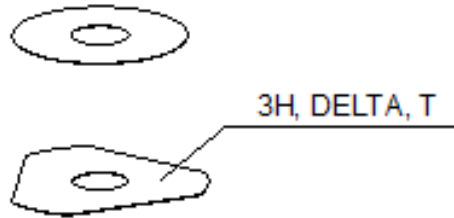
23 Ø 23 mm

24 Ø 24,5 mm

28 Ø 28,25-28,5 mm

32 Ø 32 mm

52 Ø 52 mm



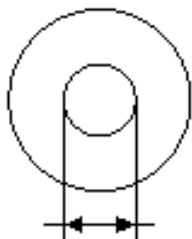
| POS | PARTNUMBER | | PIECE |
|-----|-----------------|-------------------------------|-------|
| 8 | 48600480 | Shim 8x10x0,20 | X |
| 8 | 48600555 | SHIM 8X16X0,20 | X |
| 8 | 48600213 | SHIM 8X14X0,10 | X |
| 8 | 48600357 | Shim 8x11x0,10 | X |
| 8 | 48600351 | Shim 8x12x0,10 | X |
| 8 | 48600607 | Shim 8x20x0,40 | X |
| 8 | 48601095 | Shim 8x17x0,10 | X |
| 8 | 48600352 | check valve 8X11X0,4 | X |
| 8 | 48601860 | Washer 8x11x0,15 | X |
| 8 | 48601266 | Shim 8x26x0,40 | X |
| 8 | 46180640 | Shim 8x16x0,3 | X |
| 8 | 43578166 | Washer 8x20x1 | X |
| 8 | 48601113 | Shim 8x15x0,1 | X |
| 8 | 48600218 | Shim 8X11X0,40 | X |
| 8 | 48600964 | Shim 8x20x0,15 | X |
| 8 | 89080008 | Shim 8x30x0,10 | X |
| 8 | 48601859 | Shim 8x10x0,15 | X |
| 8 | 48601863 | Shim 8x14x0,15 | X |
| 8 | 89080001 | Shim 8x18x0,15 | X |
| 8 | 89080002 | Shim 8x22x0,15 | X |
| 8 | 89080003 | Shim 8x24x0,15 | X |
| 8 | 89080005 | Shim 8x26x0,15 | X |
| 8 | 89080007 | Shim 8x28x0,15 | X |
| 8 | 89080009 | Shim 8x30x0,15 | X |
| 8 | 48600386 | Shim 8X12X0,25 | X |
| 8 | 48601862 | Shim 8x13x0,15 | X |
| 8 | 89080004 | Shim 8x26x0,10 | X |
| 8 | 89080006 | Shim 8x28x0,10 | X |
| 8 | S64080000000000 | Shim 8x24x0,2 | X |
| 8 | 48601864 | Shim 8x15x0,15 | X |
| 8 | 48600965 | SHIM 8X20X0,2 | X |
| 8 | S64080000300000 | Shim 8x18x0,2 | X |
| 8 | S64080000100000 | Shim 8x12x0,2 | X |
| 8 | S64080000900000 | shim 8x14x0,2 | X |
| 8 | S64080000100000 | Shim 8x12x0,2 | X |
| 8 | S64080000400000 | Shim 8x22x0,2 | X |
| 8 | 48600384 | Shim 8x22x0,30 | X |
| 8 | S25080000300000 | Trägerscheibe Sinus Shim 8x30 | X |

080000190

4668

* NEW PART

X ON DEMAND



5 Ø 5 mm

6 Ø 6 mm

8 Ø 8 mm

10 Ø 10 mm

12 Ø 12 mm

14 Ø 14-14,5 mm

16 Ø 16 mm

20 Ø 20 mm

21 Ø 21 mm

22 Ø 22 mm

23 Ø 23 mm

24 Ø 24,5 mm

28 Ø 28,25-28,5 mm

32 Ø 32 mm

52 Ø 52 mm



3H, DELTA, T

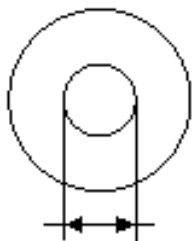
| POS | PARTNUMBER | | PIECE |
|-----|-----------------|-------------------|-------|
| 8 | S25080000500000 | Scheibe 8x25x2,5 | X |
| 10 | 36120284 | SHIM 10X16X0,10 | X |
| 10 | 36120298 | SHIM 10X16X0,2 | X |
| 10 | 36120312 | SHIM 10X16X0,30 | X |
| 10 | 36120314 | SHIM 10X18X0,30 | X |
| 10 | 36120325 | SHIM 10X19X0,15 | X |
| 10 | 36120327 | SHIM 10X23X0,15 | X |
| 10 | 36120328 | SHIM 10X25X0,15 | X |
| 10 | 36120329 | SHIM 10X27X0,15 | X |
| 10 | 36120330 | SHIM 10X29X0,15 | X |
| 10 | 36120331 | SHIM 10X31X0,15 | X |
| 10 | 36120332 | SHIM 10X33X0,15 | X |
| 10 | 36120334 | SHIM 10X21X0,20 | X |
| 10 | 36120335 | SHIM 10X23X0,20 | X |
| 10 | 36120336 | SHIM 10X25X0,20 | X |
| 10 | 36120337 | SHIM 10X27X0,20 | X |
| 10 | 36120338 | SHIM 10X29X0,20 | X |
| 10 | 36120339 | SHIM 10X31X0,20 | X |
| 10 | 36120340 | SHIM 10X33X0,20 | X |
| 10 | 36120342 | SHIM 10X21X0,25 | X |
| 10 | 36120343 | SHIM 10X23X0,25 | X |
| 10 | 36120344 | SHIM 10X25X0,25 | X |
| 10 | 36120345 | SHIM 10X27X0,25 | X |
| 10 | 36120349 | SHIM 10X19X0,30 | X |
| 10 | 36120350 | SHIM 10X21X0,30 | X |
| 10 | 36120313 | SHIM 10X17X0,30 | X |
| 10 | 36120354 | SHIM 10X29X0,30 | X |
| 10 | 40140275 | WASHER 10x35X0,15 | X |
| 10 | 48601708 | Shim 10x30x0,40 | X |
| 10 | 36120346 | SHIM 10X29X0,25 | X |
| 10 | 36120355 | SHIM 10X31X0,30 | X |
| 10 | 36120348 | SHIM 10X33X0,25 | X |
| 10 | 36120311 | SHIM 10X15X0,30 | X |
| 10 | 36120292 | SHIM 10X17X0,15 | X |
| 10 | 36120326 | SHIM 10X21X0,15 | X |
| 10 | 36120286 | SHIM 10X18X0,10 | X |
| 10 | 36120347 | SHIM 10X31X0,25 | X |
| 10 | 36120333 | SHIM 10X19X0,20 | X |

080000190

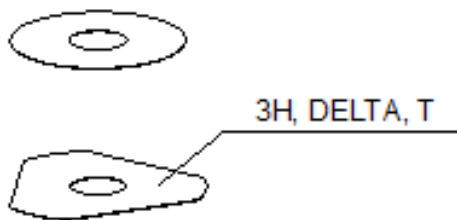
4668

* NEW PART

X ON DEMAND



- ⑤ Ø 5 mm
- ⑥ Ø 6 mm
- ⑧ Ø 8 mm
- ⑩ Ø 10 mm
- ⑫ Ø 12 mm
- ⑭ Ø 14-14,5 mm
- ⑯ Ø 16 mm
- ⑳ Ø 20 mm
- ㉑ Ø 21 mm
- ㉒ Ø 22 mm
- ㉓ Ø 23 mm
- ㉔ Ø 24,5 mm
- ㉘ Ø 28,25-28,5 mm
- ㉚ Ø 32 mm
- ㉜ Ø 52 mm



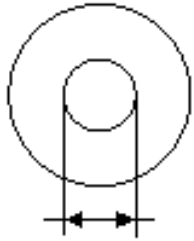
| POS | PARTNUMBER | | PIECE |
|-----|------------|------------------|-------|
| 10 | 36120351 | SHIM 10X23X0,30 | X |
| 10 | 36120352 | SHIM 10X25X0,30 | X |
| 10 | 36120353 | SHIM 10X27X0,30 | X |
| 10 | 36120356 | SHIM 10X33X0,30 | X |
| 10 | 50180395 | Washer 10x16x1 | X |
| 10 | 36120291 | SHIM 10X16X0,15 | X |
| 10 | 36120308 | Shim 10x13x0,30 | X |
| 10 | 36120604 | Washer 10x22x2,5 | X |
| 10 | 36120299 | SHIM 10X17X0,20 | X |
| 12 | 46810605 | SHIM 12X21X0,10 | X |
| 12 | 46810490 | SHIM 12X24X0,20 | X |
| 12 | 46810491 | Shim 12x26x0,20 | X |
| 12 | 46810492 | Shim 12x28x0,20 | X |
| 12 | 46810493 | SHIM 12X30X0,20 | X |
| 12 | 46810494 | Shim 12x32x0,20 | X |
| 12 | 46810495 | Shim 12x34x0,20 | X |
| 12 | 46810496 | SHIM 12X36X0,20 | X |
| 12 | 46810497 | SHIM 12X38X0,20 | X |
| 12 | 46810498 | Shim 12x40x0,20 | X |
| 12 | 46810499 | Shim 12x24x0,25 | X |
| 12 | 46810500 | SHIM 12X26X0,25 | X |
| 12 | 46810501 | SHIM 12X28X0,25 | X |
| 12 | 46810502 | Shim 12x30x0,25 | X |
| 12 | 46810504 | SHIM 12X34X0,25 | X |
| 12 | 46810505 | SHIM 12X36X0,25 | X |
| 12 | 46810507 | Shim 12x40x0,25 | X |
| 12 | 46810508 | SHIM 12X24X0,30 | X |
| 12 | 46810509 | SHIM 12X26X0,30 | X |
| 12 | 46810510 | SHIM 12X28X0,30 | X |
| 12 | 46810512 | SHIM 12X32X0,30 | X |
| 12 | 46810513 | SHIM 12X34X0,30 | X |
| 12 | 46810518 | SHIM 12X26X0,15 | X |
| 12 | 46810519 | SHIM 12X28X0,15 | X |
| 12 | 46810520 | SHIM 12X30X0,15 | X |
| 12 | 46810521 | SHIM 12X32X0,15 | X |
| 12 | 46810522 | SHIM 12X34X0,15 | X |
| 12 | 46810523 | SHIM 12X36X0,15 | X |
| 12 | 46810524 | SHIM 12X38X0,15 | X |

080000190

4668

* NEW PART

X ON DEMAND



5 Ø 5 mm

6 Ø 6 mm

8 Ø 8 mm

10 Ø 10 mm

12 Ø 12 mm

14 Ø 14-14,5 mm

16 Ø 16 mm

20 Ø 20 mm

21 Ø 21 mm

22 Ø 22 mm

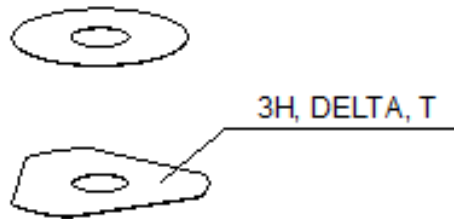
23 Ø 23 mm

24 Ø 24,5 mm

28 Ø 28,25-28,5 mm

32 Ø 32 mm

52 Ø 52 mm



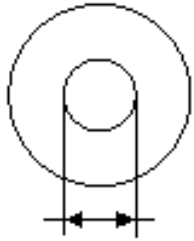
| POS | PARTNUMBER | | PIECE |
|-----|------------|----------------------|-------|
| 12 | 46810525 | SHIM 12X40X0,15 | X |
| 12 | 46810604 | SHIM 12X20X0,10 | X |
| 12 | 46810606 | SHIM 12X22X0,10 | X |
| 12 | 46810607 | SHIM 12X23X0,10 | X |
| 12 | 46810608 | SHIM 12X24X0,10 | X |
| 12 | 46810610 | Shim 12x17x0,15 | X |
| 12 | 46810611 | SHIM 12X18X0,15 | X |
| 12 | 46810612 | SHIM 12X19X0,15 | X |
| 12 | 46810615 | SHIM 12X22X0,15 | X |
| 12 | 46810636 | BACKPLATE 12X16X0,30 | X |
| 12 | 46810637 | Shim 12x17x0,30 | X |
| 12 | 46810638 | Shim 12x18x0,30 | X |
| 12 | 46810639 | SHIM 12X19X0,30 | X |
| 12 | 46810641 | Shim 12X21X0,30 | X |
| 12 | 46811582 | Shim 12x30x0,10 | X |
| 12 | 46810631 | SHIM 12X20X0,25 | X |
| 12 | 46810633 | SHIM 12X22X0,25 | X |
| 12 | 46811580 | Shim 12x32x0,10 | X |
| 12 | 46810503 | SHIM 12X32X0,25 | X |
| 12 | 46810517 | SHIM 12X24X0,15 | X |
| 12 | 46810856 | Shim 12x20x0,30 | X |
| 12 | 46811258 | Washer 12x24x2,5 | X |
| 12 | 46812018 | Shim 12x42x0,25 | X |
| 12 | 46812015 | Shim 12x44x0,20 | X |
| 12 | 46810613 | SHIM 12X20X0,15 | X |
| 12 | 46810623 | SHIM 12X21X0,20 | X |
| 12 | 46810624 | SHIM 12X22X0,20 | X |
| 12 | 46810642 | SHIM 12X22X0,30 | X |
| 12 | 46810643 | SHIM 12X23X0,30 | X |
| 12 | 46811629 | Shim 12x28x0,10 | X |
| 12 | 46810511 | SHIM 12X30X0,30 | X |
| 12 | 46810514 | SHIM 12X36X0,30 | X |
| 12 | 46810506 | SHIM 12X38X0,25 | X |
| 12 | 46810515 | SHIM 12X38X0,30 | X |
| 12 | 46812017 | Shim 12x42x0,20 | X |
| 12 | 46812016 | Shim 12x44x0,25 | X |
| 12 | 46810622 | SHIM 12X20X0,20 | X |
| 12 | 46811635 | Shim 12x26x0,10 | X |

080000190

4668

* NEW PART

X ON DEMAND



5 Ø 5 mm

6 Ø 6 mm

8 Ø 8 mm

10 Ø 10 mm

12 Ø 12 mm

14 Ø 14-14,5 mm

16 Ø 16 mm

20 Ø 20 mm

21 Ø 21 mm

22 Ø 22 mm

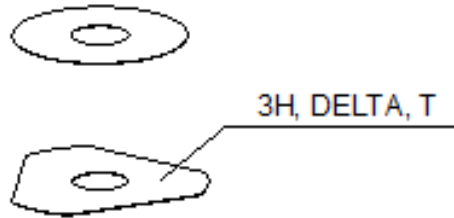
23 Ø 23 mm

24 Ø 24,5 mm

28 Ø 28,25-28,5 mm

32 Ø 32 mm

52 Ø 52 mm



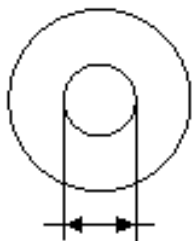
| POS | PARTNUMBER | | PIECE |
|-----|-----------------|-----------------------|-------|
| 12 | 50181296 | Shim 12x45x0,20 | X |
| 12 | 46810620 | Shim 12x18x0,2 | X |
| 12 | 46810616 | Shim 12x23x0,15 | X |
| 12 | 46810625 | SHIM 12X23X0,20 | X |
| 12 | 50181297 | Adjustment 12x45x0,25 | X |
| 12 | 46810603 | SHIM 12X19X0,10 | X |
| 12 | 46180712 | SHIM 12X36X0,10 | X |
| 12 | 46810614 | SHIM 12X21X0,15 | X |
| 12 | 46810628 | SHIM 12X17X0,25 | X |
| 12 | 46810634 | SHIM 12X23X0,25 | X |
| 12 | S64120000000000 | Shim 12x25x0.15 | X |
| 12 | 46810516 | SHIM 12X40X0,30 | X |
| 12 | S64120000800000 | Shim 12x34x0,1 | X |
| 12 | 46810627 | SHIM 12X16X0,25 | X |
| 12 | 46810632 | SHIM 12X21X0,25 | X |
| 12 | 46810602 | SHIM 12X18X0,10 | X |
| 14 | 35480479 | Shim 14x26x0,40 | X |
| 14 | 46811046 | Washer 14,5x35,4x1,25 | X |
| 16 | 50180023 | SHIM 16X23X0,20 | X |
| 16 | 50180030 | Shim 16x23x0,25 | X |
| 16 | 50180006 | Shim 16x20x0,10 | X |
| 16 | 50180007 | SHIM 16X21X0,10 | X |
| 16 | 50180028 | SHIM 16X21X0,25 | X |
| 16 | 50180210 | Washer 16x21x1 | X |
| 16 | 50180008 | SHIM 16X22X0,10 | X |
| 16 | 50180022 | Shim 16x22x0,20 | X |
| 16 | 50180037 | SHIM 16X23X0,30 | X |
| 16 | 50180038 | SHIM 16X24X0,30 | X |
| 16 | 50180032 | Shim 16x25x0,25 | X |
| 16 | 50180039 | SHIM 16X25X0,30 | X |
| 16 | 50180012 | SHIM 16X26X0,10 | X |
| 16 | 50180019 | SHIM 16X26X0,15 | X |
| 16 | 50180026 | SHIM 16X26X0,20 | X |
| 16 | 50180040 | SHIM 16X26X0,30 | X |
| 16 | 50180041 | SHIM 16X28X0,10 | X |
| 16 | 50180045 | Shim 16x28x0,15 | X |
| 16 | 50180054 | Shim 16x28x0,2 | X |
| 16 | 50180063 | SHIM 16X28X0,25 | X |

080000190

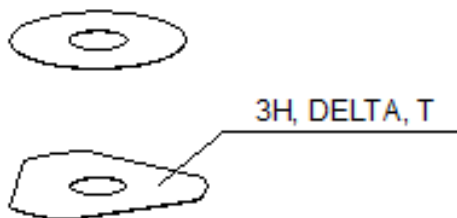
4668

* NEW PART

X ON DEMAND



- ⑤ Ø 5 mm
- ⑥ Ø 6 mm
- ⑧ Ø 8 mm
- ⑩ Ø 10 mm
- ⑫ Ø 12 mm
- ⑭ Ø 14-14,5 mm
- ⑯ Ø 16 mm
- ⑳ Ø 20 mm
- ㉑ Ø 21 mm
- ㉒ Ø 22 mm
- ㉓ Ø 23 mm
- ㉔ Ø 24,5 mm
- ㉘ Ø 28,25-28,5 mm
- ㉚ Ø 32 mm
- ㉜ Ø 52 mm



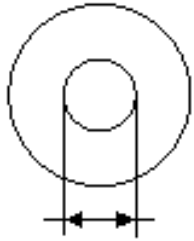
| POS | PARTNUMBER | | PIECE |
|-----|------------|--------------------------|-------|
| 16 | 50180072 | SHIM 16X28X0,30 | X |
| 16 | 50180046 | SHIM 16X30X0,15 | X |
| 16 | 50180055 | SHIM 16X30X0,20 | X |
| 16 | 50180064 | Shim 16x30x0,25 | X |
| 16 | 50180073 | SHIM 16X30X0,30 | X |
| 16 | 50180047 | Shim 16X32X0,15 | X |
| 16 | 50180056 | Shim 16x32x0,2 | X |
| 16 | 50180065 | SHIM 16X32X0,25 | X |
| 16 | 50180074 | SHIM 16X32X0,30 | X |
| 16 | 50180044 | SHIM 16X34X0,10 | X |
| 16 | 50180048 | SHIM 16X34X0,15 | X |
| 16 | 50180057 | Shim 16x34x0,2 y5 | X |
| 16 | 50180066 | SHIM 16X34X0,25 | X |
| 16 | 50180075 | SHIM 16X34X0,30 | X |
| 16 | 50180049 | Shim 16x36x0,15 | X |
| 16 | 50180058 | Shim 16x36x0,20 | X |
| 16 | 50180067 | SHIM 16X36X0,25 | X |
| 16 | 50180076 | SHIM 16X36X0,30 | X |
| 16 | 50180050 | SHIM 16X38X0,15 | X |
| 16 | 50180059 | SHIM 16X38X0,20 | X |
| 16 | 50180068 | SHIM 16X38X0,25 | X |
| 16 | 50180077 | SHIM 16X38X0,30 | X |
| 16 | 50180051 | Shim 16x40x0,15 | X |
| 16 | 50180060 | Shim 16x40x0,2 | X |
| 16 | 50180069 | SHIM 16X40X0,25 | X |
| 16 | 50180078 | SHIM 16X40X0,30 | X |
| 16 | 50180052 | SHIM 16X42X0,15 | X |
| 16 | 50180061 | Shim 16x42x0,2 | X |
| 16 | 50180070 | SHIM 16X42X0,25 | X |
| 16 | 50180079 | SHIM 16X42X0,30 | X |
| 16 | 50180053 | SHIM 16X44X0,15 | X |
| 16 | 50180062 | Shim 16X44X0,20 | X |
| 16 | 50180071 | SHIM 16X44X0,25 | X |
| 16 | 50180080 | SHIM 16X44X0,30 | X |
| 16 | 50180177 | spring washer 8,2x16x0,6 | X |
| 16 | 50180033 | Shim 16x26x0,25 | X |
| 16 | 50180034 | Shim 16x20x0,30 | X |
| 16 | 50180035 | Shim 16x21x0,30 | X |

080000190

4668

* NEW PART

X ON DEMAND



5 Ø 5 mm

6 Ø 6 mm

8 Ø 8 mm

10 Ø 10 mm

12 Ø 12 mm

14 Ø 14-14,5 mm

16 Ø 16 mm

20 Ø 20 mm

21 Ø 21 mm

22 Ø 22 mm

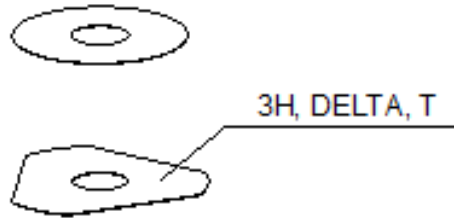
23 Ø 23 mm

24 Ø 24,5 mm

28 Ø 28,25-28,5 mm

32 Ø 32 mm

52 Ø 52 mm



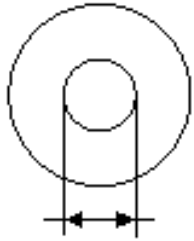
| POS | PARTNUMBER | | PIECE |
|-----|------------|-----------------------------|-------|
| 16 | 50180036 | Shim 16x22x0,30 | X |
| 16 | 50180043 | SHIM 16X32X0,10 | X |
| 16 | 50180024 | Shim 16x24x0,20 | X |
| 16 | 50180027 | SHIM 16X20X0,25 | X |
| 16 | 50180031 | Shim 16x24x0,25 | X |
| 16 | 50180029 | SHIM | X |
| 16 | 50180010 | SHIM 16X24X0,10 | X |
| 16 | 50180021 | SHIM 16X21X0,20 | X |
| 16 | 50180025 | SHIM 16X25X0,20 | X |
| 16 | 50180383 | Washer 16x19x0,3 | X |
| 16 | 50180014 | SHIM | X |
| 16 | 50180013 | SHIM 16X20X0,15 | X |
| 16 | 50180015 | DISTANCER PLATE 16X22X0,15 | X |
| 16 | 50180017 | Shim 16x24x0,15 | X |
| 16 | 50180009 | DISTANCER PLATE 16X23X0,10 | X |
| 16 | 50180016 | SHIM 16X23X0,15 | X |
| 16 | 50180020 | SHIM 16X20X0,20 | X |
| 20 | 48600212 | pressure ring 20X16,25X0,20 | X |
| 20 | 50180666 | SHIM 20X24X0,30 | X |
| 20 | 50180654 | SHIM 20X36X0,20 | X |
| 20 | 50180655 | SHIM 20X38X0,20 | X |
| 20 | 50180656 | SHIM 20X40X0,20 | X |
| 20 | 50180665 | SHIM 20X40X0,25 | X |
| 20 | 50180662 | SHIM 20X34X0,25 | X |
| 20 | 50180657 | SHIM 20X24X0,25 | X |
| 20 | 50180653 | SHIM 20X34X0,20 | X |
| 20 | 50180634 | RING 20X22,9X1 | X |
| 20 | 50180650 | Shim 20x28x0,2 | X |
| 20 | 50180663 | SHIM 20X36X0,25 | X |
| 20 | 50180664 | SHIM 20X38X0,25 | X |
| 20 | 50180659 | SHIM 20,2X28X0,25 | X |
| 21 | 50180209 | Shim 21x36x0,25 | X |
| 22 | 50180330 | Shim 18x22x0,3 | X |
| 23 | 50180635 | SHUTTLE VALVE 23X38X0,25 | X |
| 23 | 50180578 | SHIM D23XD16X2 | X |
| 24 | 40541061 | Washer 24.5X34X2 | X |
| 28 | 36120469 | SHIM 28,5X14X2 | X |
| 28 | 36120471 | washer 28,5X14X5 | X |

080000190

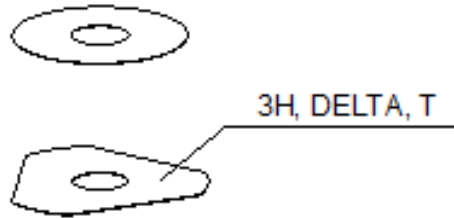
4668

* NEW PART

X ON DEMAND



- ⑤ Ø 5 mm
- ⑥ Ø 6 mm
- ⑧ Ø 8 mm
- ⑩ Ø 10 mm
- ⑫ Ø 12 mm
- ⑭ Ø 14-14,5 mm
- ⑮ Ø 16 mm
- ⑳ Ø 20 mm
- ㉑ Ø 21 mm
- ㉒ Ø 22 mm
- ㉓ Ø 23 mm
- ㉔ Ø 24,5 mm
- ㉘ Ø 28,25-28,5 mm
- ㉚ Ø 32 mm
- ㉜ Ø 52 mm



| POS | PARTNUMBER | | PIECE |
|-----|------------|--------------------|-------|
| 28 | 89000001 | Shim 28,25x34x0,30 | X |
| 28 | 46811636 | Shim 28,25x32x0,30 | X |
| 32 | 48600460 | washer 32X42X2,5 | X |
| 32 | 50600065 | washer 32X45X2 | X |
| 32 | 46811637 | Shim 32,25x36x0,30 | X |
| 52 | 50600002 | washer 52x59x2,2 | X |

080000190

4668

* NEW PART

X ON DEMAND

WP Suspension GmbH
A 5230 Mattighofen, www.wp-suspension.com



089570ZEN



Art. Nr.: 089570ZEN 30. Jul 2025