

# 250 SX-F 2012

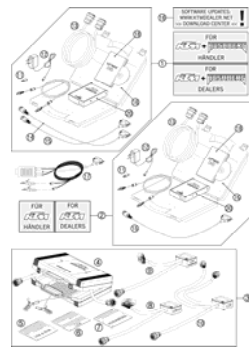

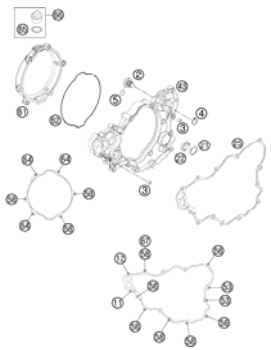
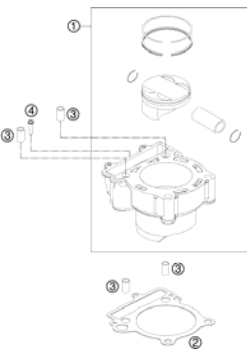
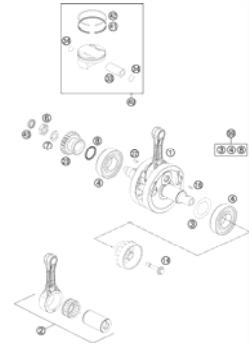

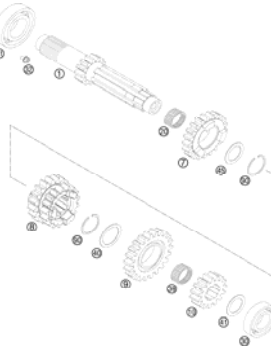
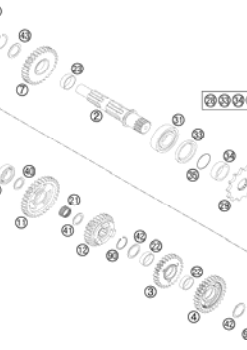
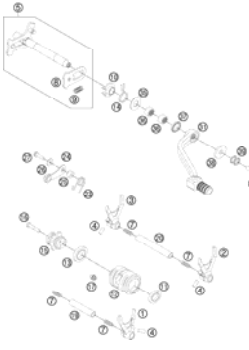
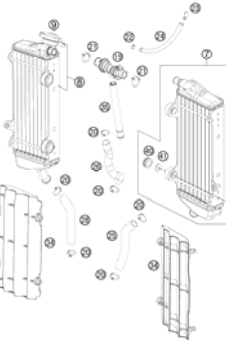
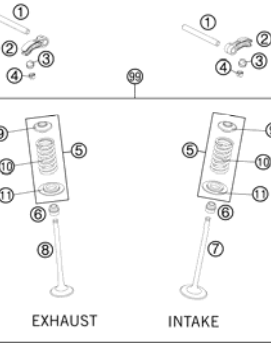
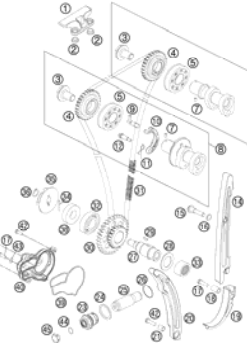
**SPARE PARTS MANUAL: ENGINE**

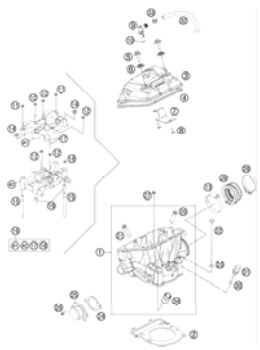
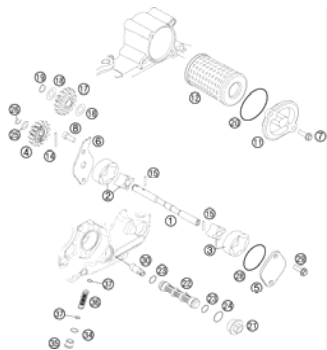
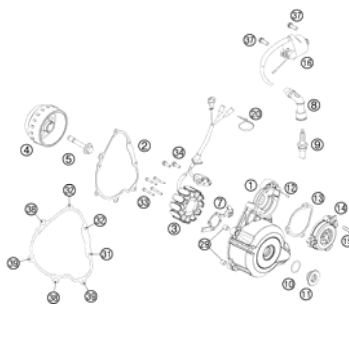
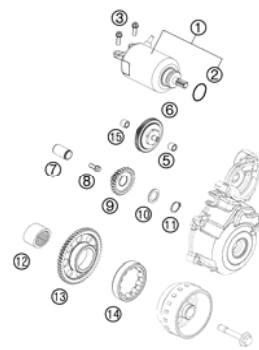
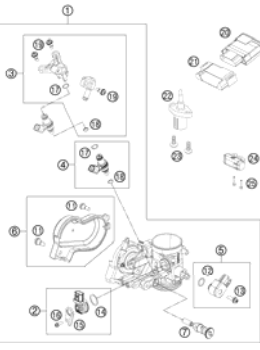

**ART.NO.: 3CM089308LEN**

**ENGLISH**





<p><b>DIAGNOSTIC TOOL</b></p>  <p>SOFTWARE UPDATE DOWNLOAD CENTER FOR HANDLE FOR SEALERS</p> <p><b>3</b></p>	<p><b>ENGINE CASE</b></p>  <p><b>4</b></p>	<p><b>CLUTCH COVER</b></p>  <p><b>5</b></p>	<p><b>CYLINDER</b></p>  <p><b>6</b></p>
<p><b>CRANKSHAFT, PISTON</b></p>  <p><b>7</b></p>	<p><b>CLUTCH</b></p>  <p><b>8</b></p>	<p><b>TRANSMISSION I - MAIN SHAFT</b></p>  <p><b>9</b></p>	<p><b>TRANSMISSION II - COUNTERSHAFT</b></p>  <p><b>10</b></p>
<p><b>SHIFTING MECHANISM</b></p>  <p><b>11</b></p>	<p><b>COOLING SYSTEM</b></p>  <p><b>12</b></p>	<p><b>VALVE DRIVE</b></p>  <p>EXHAUST INTAKE</p> <p><b>13</b></p>	<p><b>TIMING DRIVE</b></p>  <p><b>14</b></p>

<p><b>CYLINDER HEAD</b></p>  <p><b>16</b></p>	<p><b>LUBRICATING SYSTEM</b></p>  <p><b>17</b></p>	<p><b>IGNITION SYSTEM</b></p>  <p><b>18</b></p>	<p><b>ELECTRIC STARTER</b></p>  <p><b>19</b></p>
<p><b>THROTTLE BODY</b></p>  <p><b>20</b></p>			
 <p>All information contained is without obligation. KTM-Sportmotorcycle AG particularly reserves the right to modify any equipment, technical specifications, prices, colors, shapes, materials, services, service work, constructions, equipment and the like so as to adapt them to local conditions or to cancel any of the above items, all without previous announcement and without giving reasons. KTM may stop manufacturing certain models without previous notice. KTM shall not be held liable for any deviations of availability and/or ability to deliver, illustrations, descriptions, printing and/or other errors. The illustrated models partly contain extra equipment, which is not applied to standard models. © by KTM-SPORTMOTORCYCLE AG, Mattighofen AUSTRIA; All rights reserved; Reprint, also in extracts, with written allowance of KTM-SPORTMOTORCYCLE AG, Mattighofen only.</p>			

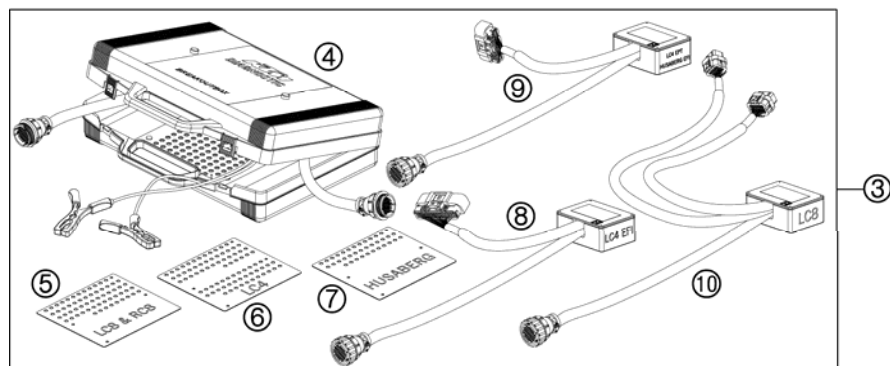
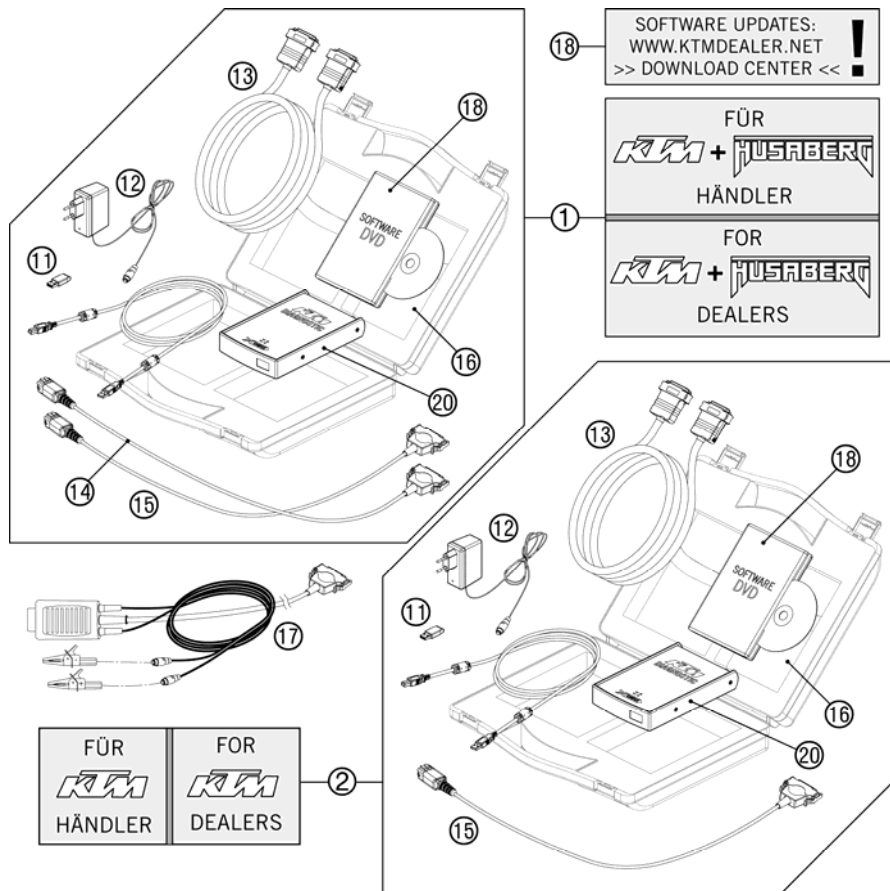


FIG	PART NUMBER	DESCRIPTION	QTY
1	00029096200	DIAGNOSTIC TOOL HUSABERG/KTM	1
2	00029096100	DIAGNOSTIC TOOL KTM	1
3	00029095000	BREAKOUT-BOX KPL.	1
4	00029095001	BREAKOUT-BOX	1
5	00029095005	TEMPLATE LC8 / RC8	1
6	00029095006	TEMPLATE LC4	1
7	00029095007	TEMPLATE HUSABERG	1
8	00029095003	ADAPTER LC4 EFI	1
9	00029095004	ADAPTER LC4 EPT/HUSABERG EFI	1
10	00029095002	ADAPTER LC8	1
11	00029096006	DIAGNOSTIC HASP DONGLE XC1	2
12	00029096003	POWERSUPPLY 220V/12V FOR AVL	2
13	00029096002	EXTENSION CABLE	2
14	00029096001	DIAGNOSTIC CABLE HUSABERG	1
15	00029096009	DIAGNOSTIC CABLE KTM	2
16	00029096004	CASE FOR DIAGNOSTIC-TOOL	1
17	00029096010	DIAGN. CABLE EXT. POWER SUPPLY	1
18	00029096007	DVD KTM XC-1 UPDATE V2.0	2
20	00029096011	FRAME XC_1 SCANBOX KTM	1

100002921 / C100002921

\* NEW PART

X AS REQUIRED



- ①
- ⑥ ⑦ ⑧ ⑫ ⑰ ⑳ ㉓ ㉔ ㉖  
⑳ ㉔ ㉕ ㉖ ㉗ ㉘ ㉙ ㉚ ㉛ ㉜ ㉝ ㉞ ㉟
- 7x 590.30.196.000,  
1x 0760 142460, 0760 324571,  
0760 354774, 0760 304772,  
770.38.013.100,
- + LAGER / BEARINGS**  
2x 503.30.082.000,  
2x 546.32.095.000,  
1x 0625 060042, 0625 060031,  
0625 160031, 0625 062054,  
0625 618050, 0618 182412.

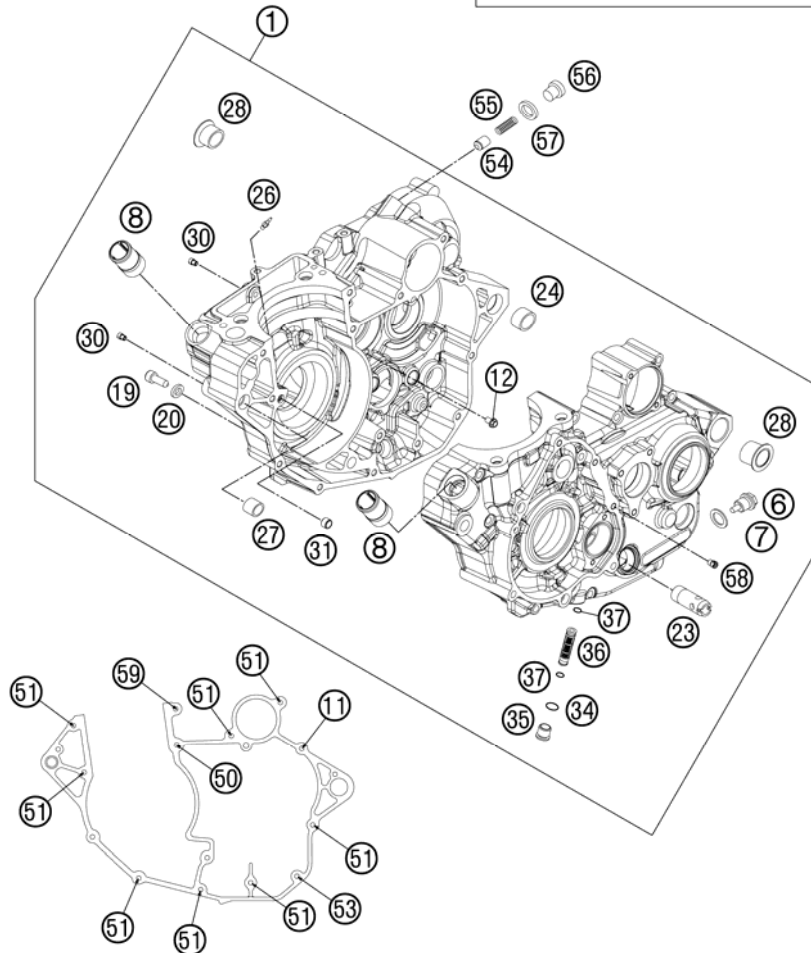


FIG	PART NUMBER	DESCRIPTION	QTY
1*	77130000144	ENGINE CASE CPL. W.TR.BEAR.	1
6	58030021000	OILDRAIN PLUG W.MAG. M 12X1,5	1
7	58038022000	CU-SEAL RING DIN7603-12X18X1,5	1
8	58030010200	SCREW IN NOZZLE M20X1,5	2
11	0025060406	HH COLLAR SCREW M6X40 TX30	1
12	0025060086	HH COLLAR SCREW M6X8 TX30	2
19	58030080000	LOCATING SCREW M8 L=23	1
20	58030081000	CU-SEAL RING 8 X 14 X 3	1
23	77038022000	OIL INTAKEPIPE	1
24	59030024000	DOWEL 17 X 19 X 12	1
26	60030064070	OIL JET 70 M6X0,75 WS8 03	1
27	54630027000	DOWEL BUSHING 13,8X11X12	1
28	75030010100	CASE BUSH	2
30	59030058000	JET 100 BING(44-031/180) M4	2
31	77130023000	DOWEL 6X8X5,5	1
34	0770120020	O-RING 12,00X2,00 NBR 70	1
35	77038017000	SCREW PLUG	1
36	59038015100	OIL SCREEN 11,8x44,5MM	1
37	0770090015	O-RING 9X1,5 NBR	2
50	0025060656	HH COLLAR SCREW M6X65 TX30	1
51	0025060506	HH COLLAR SCREW M6X50 TX30	8
53	0025060306	HH COLLAR SCREW M6X30 TX30	1
54	58038028000	VALVE PISTON D=10MM	1
55	58038023300	PRESSURE SPRING L=25MM D=1MM	1
56	0908120153	PLUG DIN0908-M12X1,5	1
57	58038022000	CU-SEAL RING DIN7603-12X18X1,5	1
58	80030058060	OIL JET "60" M4	1
59	0025060606	HH COLLAR SCREW M6X60 TX30	1
60	77030099100	GASKET SET 05-11	1

127713010 / C127713010

\* NEW PART

X AS REQUIRED

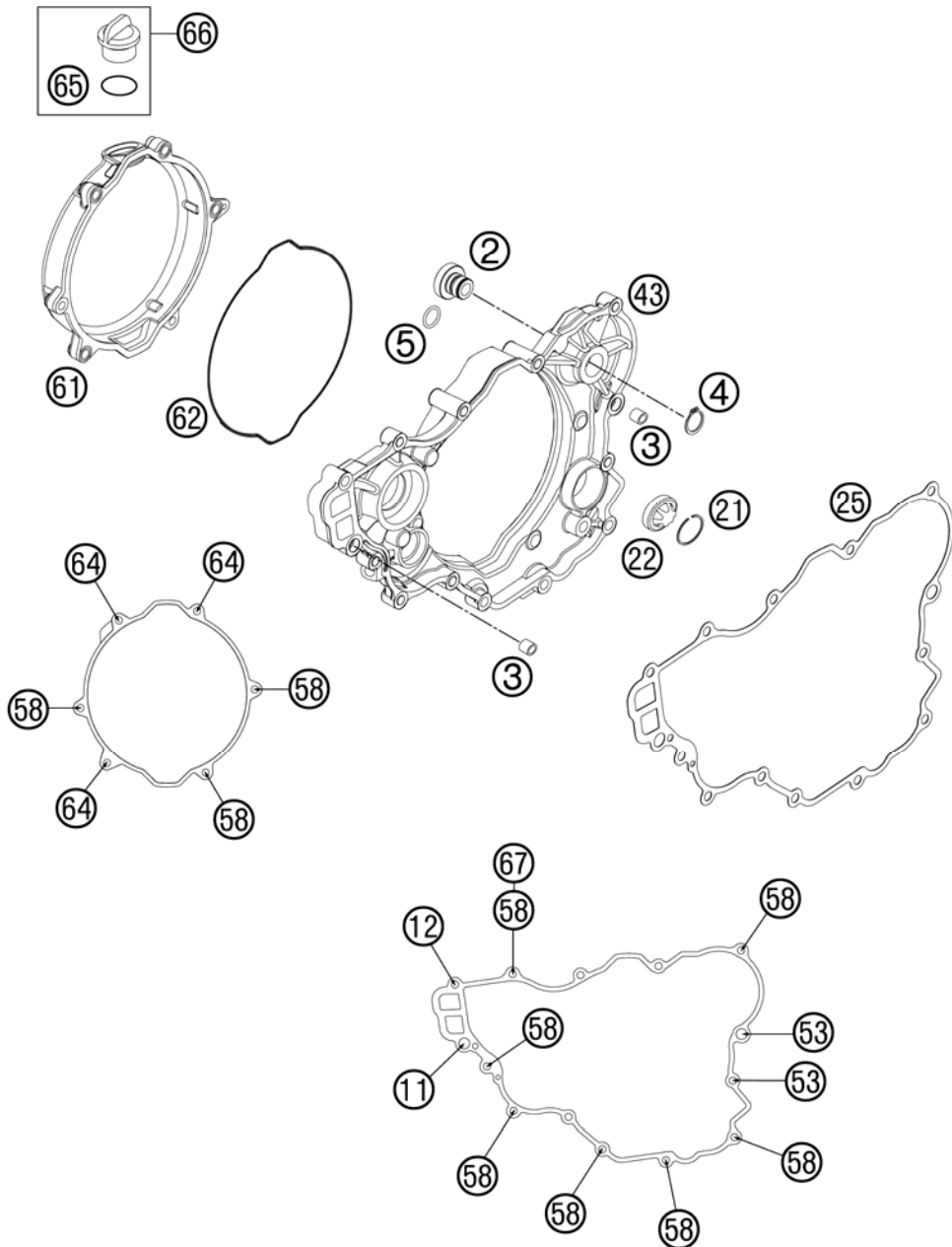


FIG	PART NUMBER	DESCRIPTION	QTY
2*	77230001010	PLUG STARTING LEVER	1
3	49030090000	DOWEL 9,8 X 7 X 10	2
4*	0471170010	CIRCLIP DIN0471-17X1	1
5*	0770140200	O-RING 14,00X2,00	1
11	0025060406	HH COLLAR SCREW M6X40 TX30	1
12	0025060356	HH COLLAR SCREW M6X35 TX30	1
21	61030019050	CIRCLIP OIL LEVEL GLASS 03	1
22	59030019100	OIL LEVEL GLASS	1
25	77030025100	GASKET FOR CLUTCH COVER 05	1
43	7703000124415	CLUTCH COVER CPL.	1
53	0025060306	HH COLLAR SCREW M6X30 TX30	2
58	0025060256	HH COLLAR SCREW M6X25 TX30	10
61	7703002630015	CLUTCH COVER OUTSIDE 09	1
62	77030027000	MOLDED RING 05	1
64	0025060556	HH COLLAR SCREW M6X55 TX30	3
65	0770191015	O-RING 19,00X3,00 NBR	1
66	58030120000	OIL FILLER CAP M24x3 WITH O-R	1
67	0603061001	CU-SEAL RING DIN7603-6X10X1	1

127713020 / C127713020

\* NEW PART

X AS REQUIRED

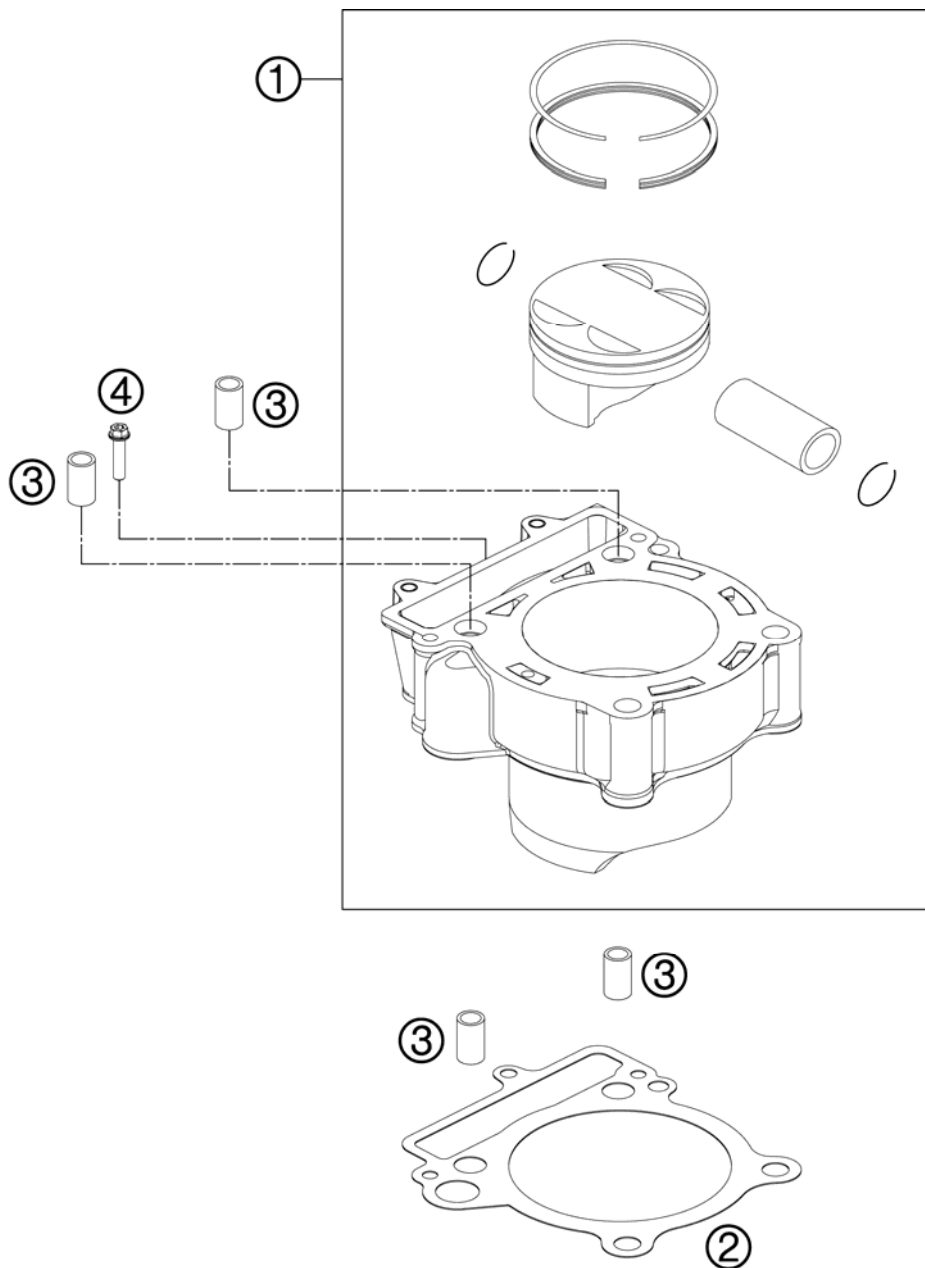


FIG	PART NUMBER	DESCRIPTION	QTY
1	77130038000	CYLINDER + PISTON CPL.	1
2	77030035200	CYLINDER BASE GASKET	1
3	58530014000	DOWEL 10,2X12,5X10 2001	4
4	0025060256	HH COLLAR SCREW M6X25 TX30	1

117713040 / C127713040

\* NEW PART

X AS REQUIRED



# CRANKSHAFT, PISTON

250 SX-F 2012

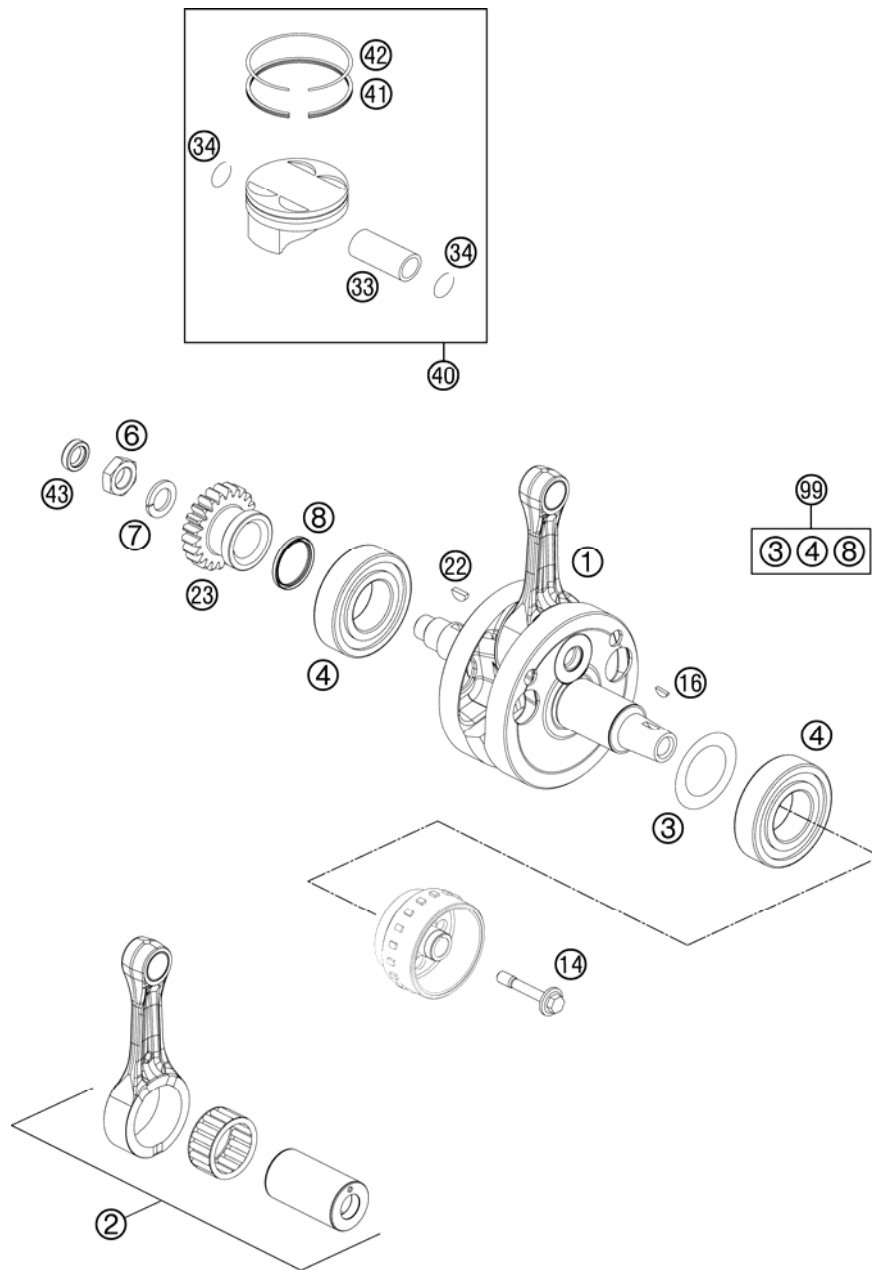


FIG	PART NUMBER	DESCRIPTION	QTY
1	77130018000	CRANKSHAFT SX-F	1
2	77030015244	CON. ROD REP. SET	1
3	56030081000	THRUST WASHER 30,5X45X0,10	x
3	56030081100	THRUST WASHER 30,7X47X0,15	x
3	56030081200	THRUST WASHER 30,5X45X0,30	x
4	50330082000	CYL.ROLLER BEAR.NJ206 ET2XCS46	2
6	54630029000	HEX.NUT L/SH M18X1,5	1
7	58132072000	LOCK WASHER VSK 18	1
8*	0760354774	SHAFT SEAL RING 35X47X7 VITON	1
14	77339010100	FLYWHEEL SCREW	1
16	6946005	WOODRUFF KEY 5X6,5 HARDED	1
22	0888030037	WOODRUFF KEY DIN6888-3X3,7	1
23*	77132000022	PRIMARY GEAR 22T.	1
33	77030033000	PISTON PIN BOLT D=16mm 05	1
34	77030074000	CIRCLIP 05	2
40	77130007000 I	PISTON I CPL.	1
40	77130007000 II	PISTON II CPL.	1
41	77130032000	OIL SCRAPER RING	1
42	77030030200	COMPRESSION RING	1
43	0760142460	SHAFT SEAL RING 14X24X6 B	1
99	00050002302	CONRODREP KIT 250SX-F/EXC-F 11	x

117713060 / C127713060

\* NEW PART

X AS REQUIRED

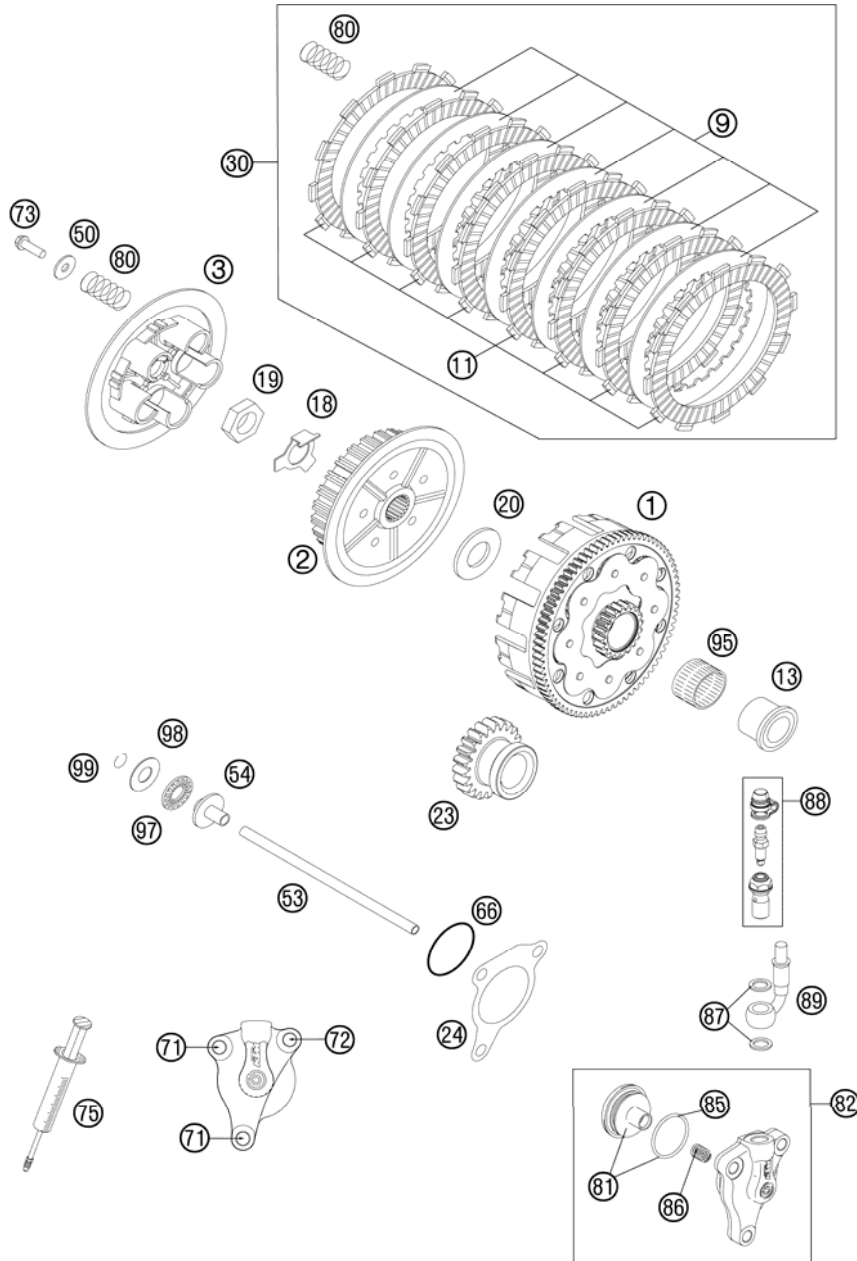


FIG	PART NUMBER	DESCRIPTION	QTY
1	77032001100	OUTER CLUTCH CPL.	1
2	77032002100	INNER CLUTCH HUB	1
3	77032003100	PRESSURE PLATE	1
9	77032010000	INTERMEDI. DISC STEEL 05	7
11	77032011000	LINING DISC 3,0MM 05	8
13	50332013000	INNER RING 20X26X25,9 '98	1
18	50332018000	SHEET METAL LOCK 1,5MM '98	1
19	0936181505	HEXAGON NUT DIN0936-M18X1,5 R.	1
20	50332020000	STOP DISK 20X39,6X3 '98	1
23*	77132000022	PRIMARY GEAR 22T.	1
24	59032065000	GASKET FOR SLAVE CYLINDER	1
30	77032011010	CLUTCH KIT 250 SXF 05-11	1
50	50232050000	WASHER 6,2X18X2	5
53	77032054000	PUSH ROD 05	1
54	50332154051	PRESSURE PIECE CPL.	1
66	0770300015	O-RING 30,00X1,50 NBR 70	1
71	0025060206	HH COLLAR SCREW M6X20 TX30	2
72	0025060356	HH COLLAR SCREW M6X35 TX30	1
73	0025060256	HH COLLAR SCREW M6X25 TX30	5
75	50329050000	VENT INJEKTION HYDR. CLUTCH	1
80	77032005000	CLUTCH SPRING	5
81	54832066000	PISTON CPL.	1
82	54832061044	OUTPUT CYLINDER CPL. 06	1
85	54832067000	O-RING	1
86	54832069000	PRESSURE SPRING	1
87	42013226000	CU-SEAL RING DIN7603-10X16X1	2
88	62513020000	BLEEDER SCREW CPL. 05	1
89	54832063000	CLUTCH PIPE 06	1
95	56532095000	NEEDLE BEARING K26X30X22ZW.KSE	1
97	54637097200	AXIAL NEEDLE BEARING AXK 1226	1
98	54637098200	AXIAL WASHER AS1226 12X26X1	1
99	0993012000	CIRCLIP DIN7993-RW12	1

117713210 / C127713210

\* NEW PART

X AS REQUIRED

# TRANSMISSION I - MAIN SHAFT

250 SX-F 2012

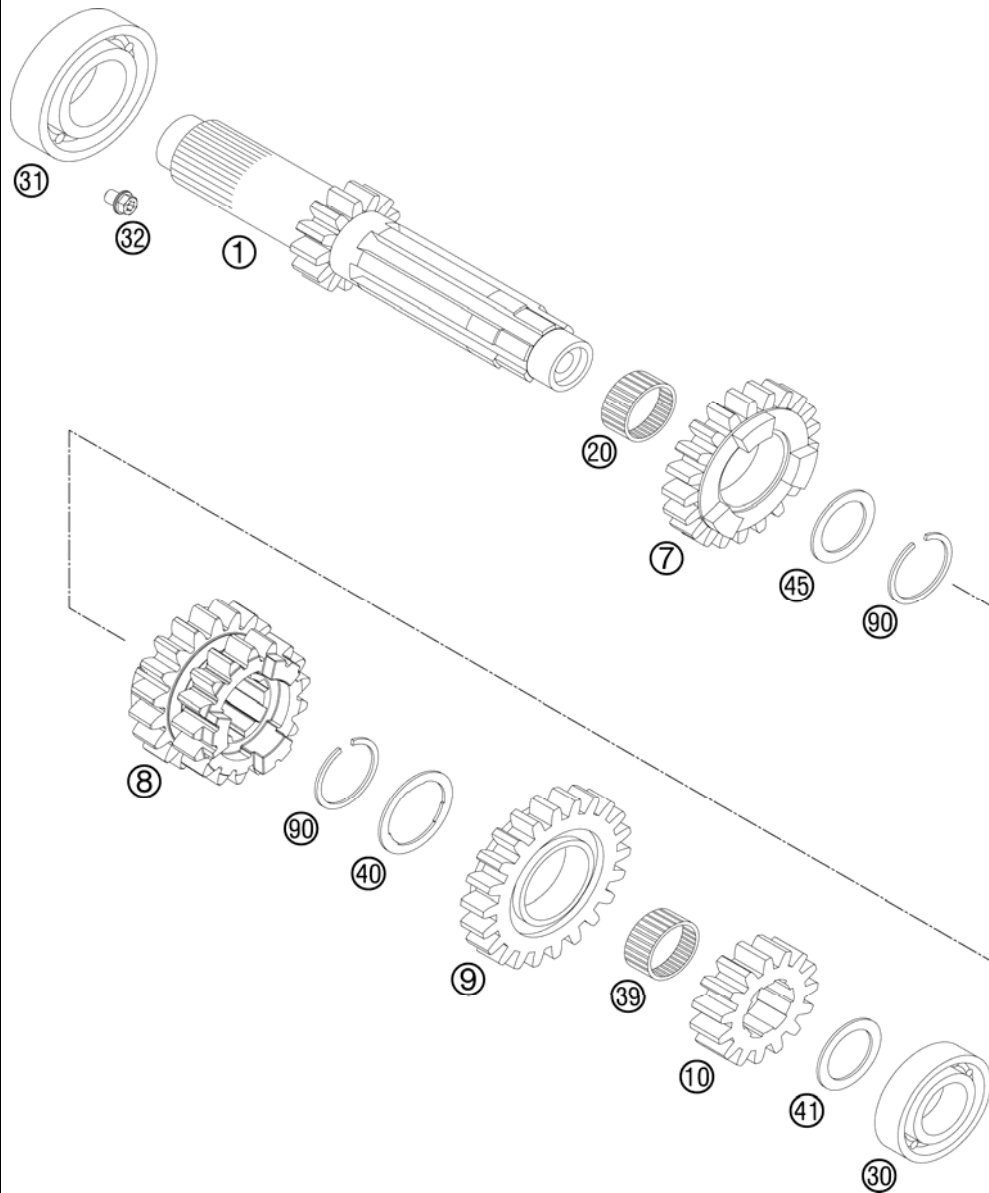


FIG	PART NUMBER	DESCRIPTION	QTY
1	77033001000	MAIN SHAFT CPL. T=13 05	1
7	77033005000	IDLER G.5TH G.21-T 06	1
8	77033003200	SLIDING GEAR 3./4.G. Z=17/19	1
9	77033006000	IDLER G.6TH G.22-T 06	1
10	77033002000	SOLID GEAR 2ND G.15-T 05	1
20	0405222611	NEEDLE BEAR.K 22X26X10 DIVIDED	1
30	0625160031	GROOVED BALL B. 16003 C4 J1	1
31	0625060042	BALL BEARING 6004 TN9 C4	1
32	0025060086	HH COLLAR SCREW M6X8 TX30	1
39	50133099000	NEEDLE CAGE K18X22X10 PARTED	1
40	77033021000	STOP DISC 05	1
41	50333030000	STOP DISK 17,2X24X1	1
45	77033020000	STOP GEAR 22X28.5X1 05	1
90	50133090000	LOCK RING 22X1,2	2

127713330 / C127713330

\* NEW PART

X AS REQUIRED

# TRANSMISSION II - COUNTERSHAFT

250 SX-F 2012

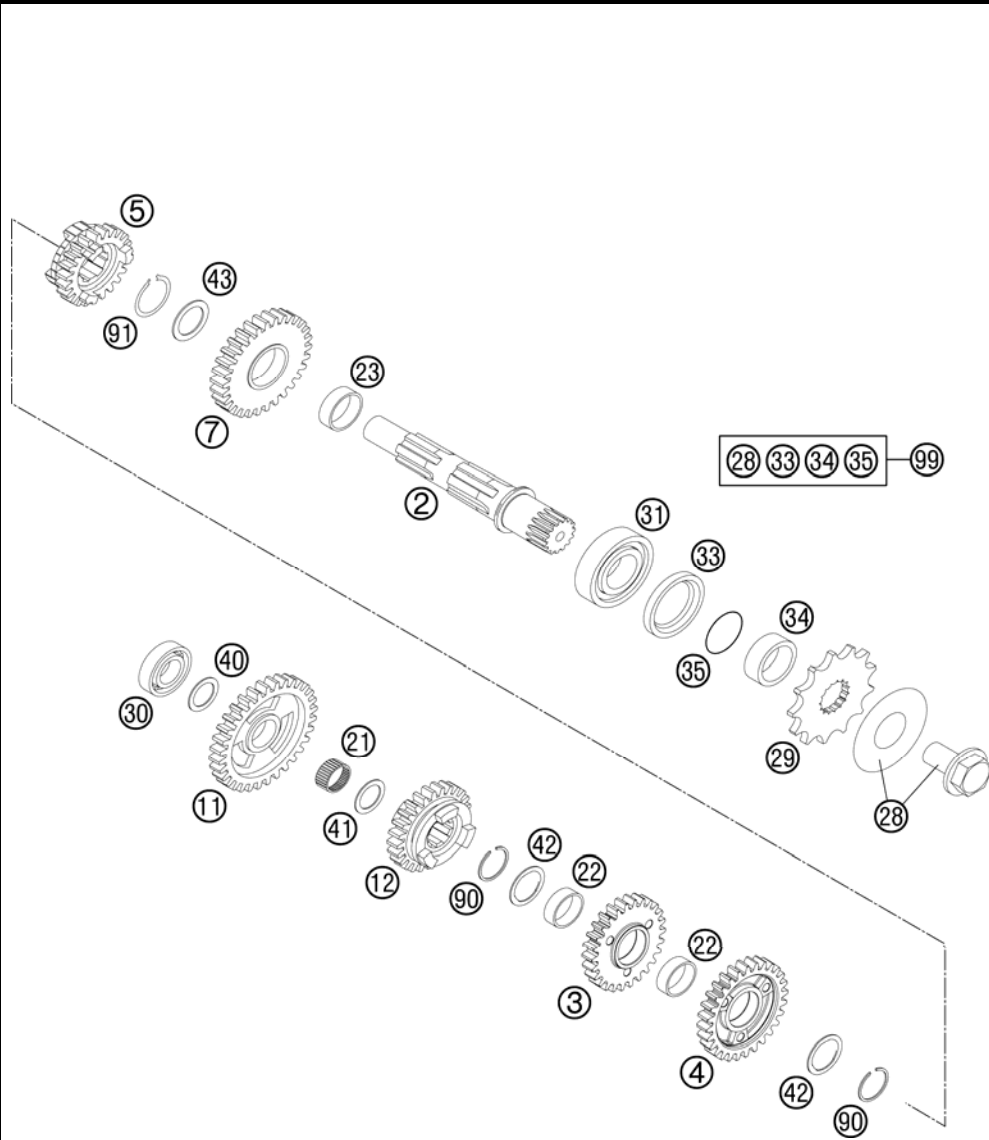


FIG	PART NUMBER	DESCRIPTION	QTY
2	77033010000	COUNTER SHAFT	05
3	77033014000	IDLER G. 4TH G.26-T	06
4	77033013200	IDLER 3. GEAR T=28	1
5	77033016200	SLIDING G. 6TH G.24-T	1
7	77033012000	IDLER G. 2ND G. 30-T	06
11	77033011000	IDLER G. 1ST G. 32-T	06
12	77033015200	SLIDING G. 5TH G.25-T	08
21	50033098000	NEEDLE BEARING K20X24X10	1
22	0405222611	NEEDLE BEAR.K 22X26X10 DIVIDED	2
23	50333023000	IDLER GEAR BUSHING 25X28X9,7 D	1
28	59033034044	SCREW 10.9+SPRING WASHER	1
29	50033029013	FRONT SPROCKET 13-T	x
29	50033029014	FRONT SPROCKET 14-T	x
29	50033029015	FRONT SPROCKET 15-T	x
30	0625060031	BALL BEARING 6003 TN9 C4	1
31	0625062054	BALL BEARING 6205 C3 NTN	1
33	0760324571	SHAFT SEAL RING 32X45X7 BSLNBR	1
34	54633014100	SPACER BUSHING 12MM	1
35	0770020220	O-RING 25,12X1,78 NBR70	1
40	56033030000	STOP DISC 17,2X30X1	1
41	59033080000	SHIM 20X32X1	1
42	50333043000	STOP DISC 25,2X32X1	2
43	0988253510	THRUST WASH. DIN0988-25X35X1,0	1
90	77033022000	AXIAL-CIRCLIP 25X1,65	2
91	0471250120	CIRCLIP DIN0471-25X1,2	1
99	00050000941	COUNTER SHAFT REP.KIT 4 STROKE	x

117713360 / C127713360

\* NEW PART

X AS REQUIRED

# SHIFTING MECHANISM

250 SX-F 2012

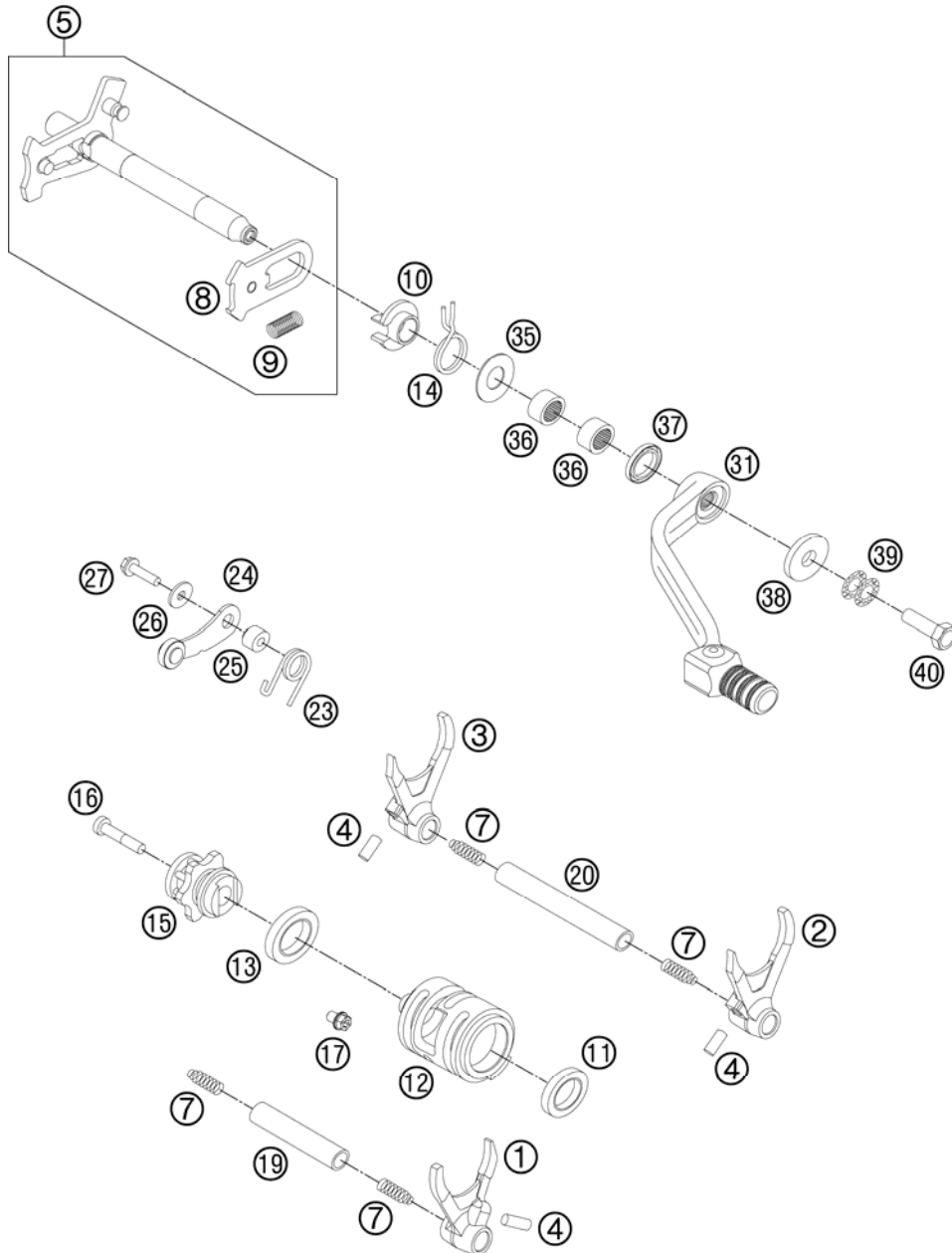


FIG	PART NUMBER	DESCRIPTION	QTY
1	77034001000	SHIFTING FORK 5TH/6TH GEAR 05	1
2	77034002000	SHIFTING FORK 2ND/3RD GEAR 05	1
3	77034003000	SHIFTING FORK 1ST/4TH GEAR 05	1
4	0402061480	NEEDLE ROLLER DIN5402 6X14,8	3
5	77034005044	SHIFTING SHAFT CPL. 05	1
7	58038023200	PRESSURE SPRING 0,9MM	4
8	54634008044	SLIDING PLATE CPL.	1
9	56534013100	TENSIONING SPRING 0,8MM	1
10	54634020000	SPRING GUIDE	1
11	0625069034	BALL BEARING 6903 C4	1
12	77034012000	SHIFT ROLLER 05	1
13	0625618050	BALL BEARING 61805 C3	1
14	54634014100	RETURN SPRING 2,2MM '95	1
15	77034015144	SHIFT LOCATING DRUM CPL. 05	1
16	0012060303	AH SCREW DIN6912 M6X30 8.8	1
17	0025060086	HH COLLAR SCREW M6X8 TX30	1
19	54834019000	SHIFT. RAIL MAIN SHAFT 250/300	1
20	77034019000	SHIFTING MAIN L=93MM 05	1
23	77034023000	LOCKING LEVER SPRING	1
24	77034024044	LOCKING LEVER CPL. 08	1
25	54634052300	SLEEVE FOR LOCKING LEVER	1
26	0349000050	WASHER DIN7349-5X15X2	1
27	0025050206	HH COLLAR SCREW M5X20 TX30	1
31*	59034031000	SHIFT LEVER CPL.RACING 2000	1
35	54634050000	STOP DISK 14X30X1	1
36	54632095000	NEEDLE BEAR.HK 1412 14X20X12	2
37	0760142460	SHAFT SEAL RING 14X24X6 B	1
38	50232050001	STEEL WASHER 6,4X17X3	1
39	50233041000	PAIR OF WASHERS M 6 NORDLOCK	1
40	59009062016	SPECIAL SCREW M6X16 WS=8 10.9	1

127713410 / C127713410

\* NEW PART

X AS REQUIRED

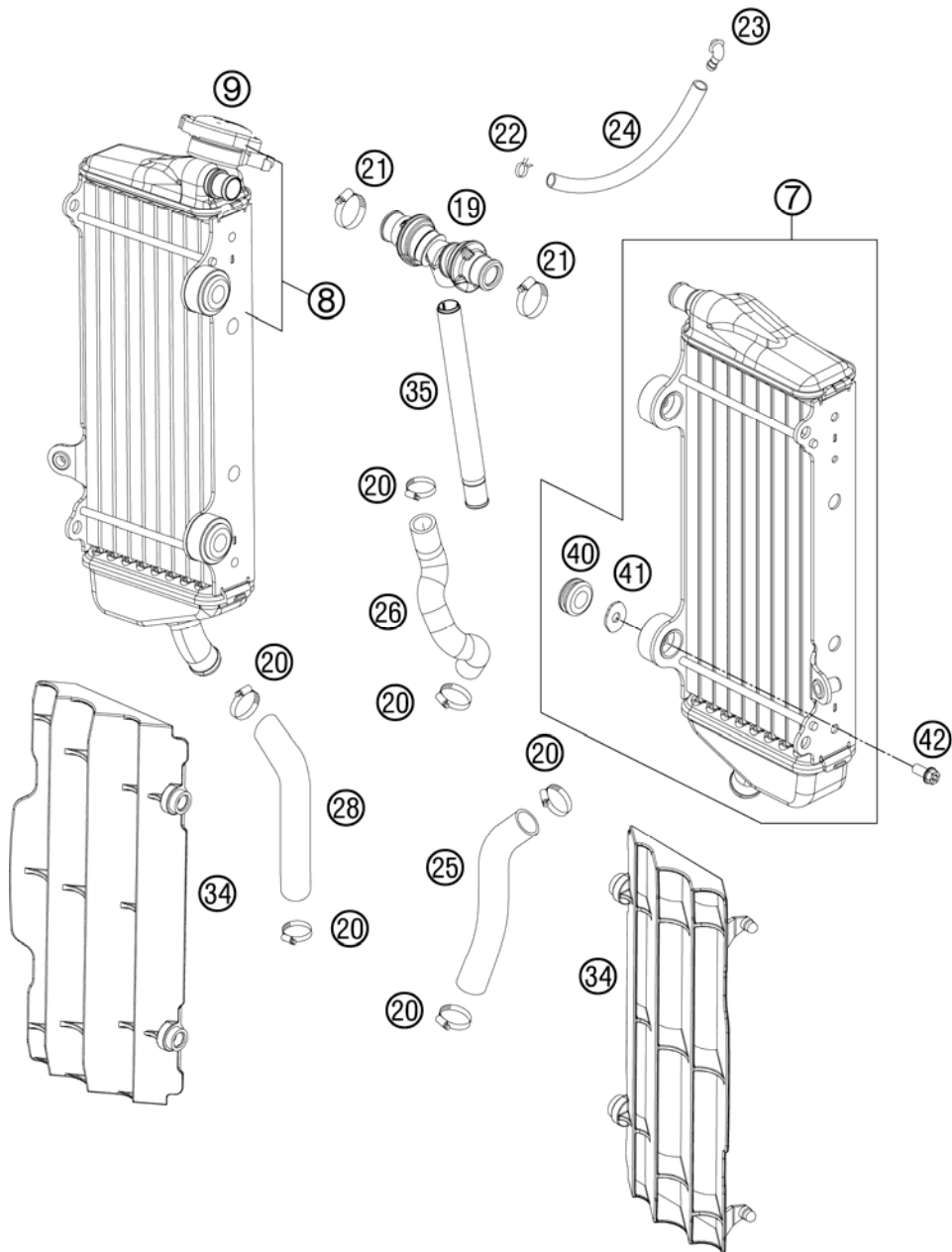
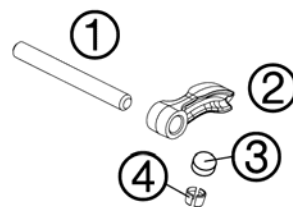


FIG	PART NUMBER	DESCRIPTION	QTY
7	77035007200	RADIATOR L/S 250 SX-F	1
8	77235008000	RADIATOR R/S "45637"	11
9	77335016000	RADIATOR CAP SMALL 1,8 BAR	1
19	77235071044	Y-CONNECOTOR CPL.	1
20	10001020000	HOSE CLAMP GEMI 16-27	6
21	42013037400	HOSE CLAMP NORMA 12/24	2
22*	45031005000	YDNAC-CLAMP FUEL HOSE (8MM)	1
23	50303089000	ANGLE PIECE '97	1
24	50335030001	PVC-HOSE 6X9	x
25	77035025000	RADIATOR HOSE L/S, R/S 250 SXF	1
26	77135024000	HOSE ENGINE-RADIATOR	1
28	77035027100	RADIATOR HOSE R/S 07	1
34	7733503400004	RADIATOR PROTECTION L/S+R/S SX	2
34	7733503400030	RADIATOR PROTECTION BLACK 07	2
35	77235073000	HOSE CONNECTOR L=172,5	1
40	41001052000	RUBBER SLEEVE D=12MM	4
41	77335001000	WASHER FOR RADIATOR 08	4
42	0023060123	COLLAR SCREW M6X12 TX	4

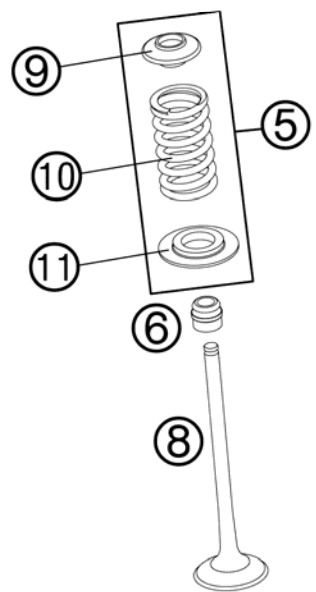
127713530 / C127713530

\* NEW PART

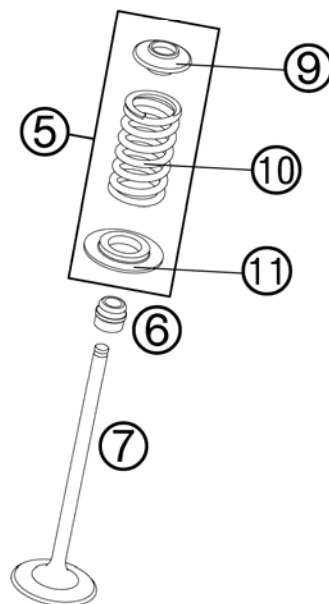
X AS REQUIRED



99



EXHAUST



INTAKE

FIG	PART NUMBER	DESCRIPTION		QTY
1	77036056000	VALVE LEVER SHAFT	05	2
2	77036060100	VALVE LEVER		4
3	77036035172	SHIM D=8,9/1,72		x
3	77036035176	SHIM D=8,9/1,76		x
3	77036035180	SHIM D=8,9/1,80		x
3	77036035184	SHIM D=8,9/1,84		x
3	77036035188	SHIM D=8,9/1,88		x
3	77036035192	SHIM D=8,9/1,92		x
3	77036035196	SHIM D=8,9/1,96		x
3	77036035200	SHIM D=8,9/2,00		x
3	77036035204	SHIM D=8,9/2,04		x
3	77036035208	SHIM D=8,9/2,08		x
3	77036035212	SHIM D=8,9/2,12		x
3	77036035216	SHIM D=8,9/2,16		x
3	77036035220	SHIM D=8,9/2,20		x
3	77036035224	SHIM D=8,9/2,24		x
3	77036035228	SHIM D=8,9/2,28		x
3	77036035232	SHIM D=8,9/2,32		x
3	77036035236	SHIM D=8,9/2,36		x
3	77036035240	SHIM D=8,9/2,40		x
3	77036035244	SHIM D=8,9/2,44		x
3	77036035248	SHIM D=8,9/2,48		x
3	77036035252	SHIM D=8,9/2,52		x
3	77036035256	SHIM D=8,9/2,56		x
3	77036035260	SHIM D=8,9/2,60		x
4	77036033000	VALVE COLLET	05	8
5	77036028344	VALVE SPRING KIT	08	4
6	77036027000	VALVE-STEM SEALING	05	4
7	77136030100	INTAKE VALVE		2
8	77136031000	EXHAUST VALVE		2
9	77036032300	VALVE SPRING RETAINER		x
10	77036028300	VALVE SPRING INSIDE		x
11	77036036300	VALVE SPRING HOLDER		x
99	77036030110	VALVE KIT 08-11		1

117713610 / C127713610

\* NEW PART

X AS REQUIRED

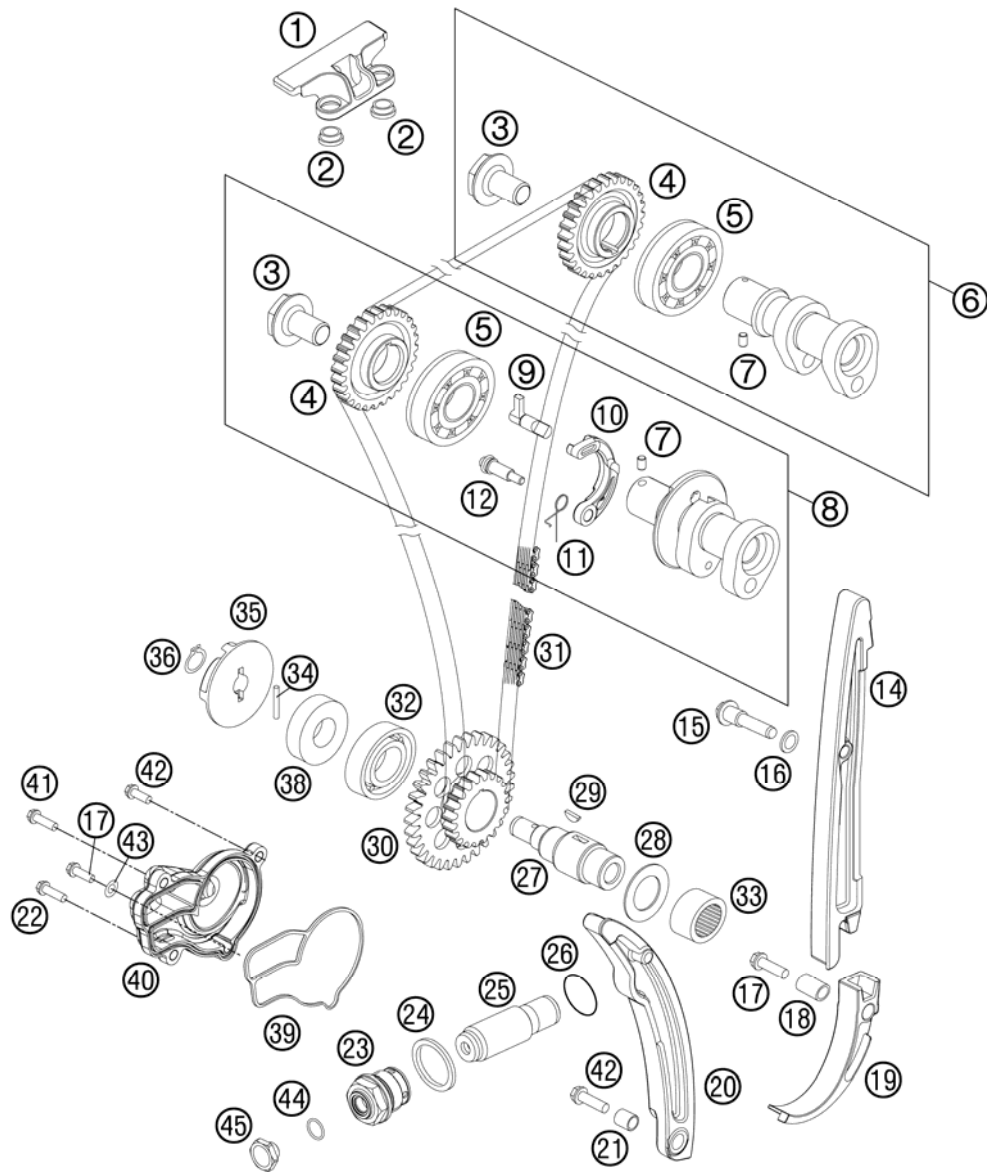


FIG	PART NUMBER	DESCRIPTION	QTY
1	77036004000	TIMING CHAIN GUIDE TOP 05	1
2	77036004050	SPACER BUSHING GUIDE RAIL 05	2
3	77036012100	CAMSHAFT GEAR SCREW 08	2
4	77036011300	CAMSHAFT GEAR	2
5	0625060043	BALL BEARING 6004 NR C3 05	2
6	77136009044	CAMSHAFT INTAKE CPL.	1
7	0402040600	NEEDLE ROLLER DIN5402 NRB 4X6	2
8	77136010044	CAMSHAFT EXHAUST CPL.	1
9	77036015100	AUTO DECOMPRESSION SHAFT	1
10	77036016100	AUTO DECO WEIGHT	1
11	77036017000	SPRING FOR AUTO DECOMPR. 05	1
12	77036019100	BEARING PIN AUTODECO	1
14	77036001000	TIMING CHAIN GUIDE 05	1
15	77036001160	BUSHING SCREW 06	1
16	0603082121	SEAL RING CU DIN7603- 8X12X1	1
17	0025060256	HH COLLAR SCREW M6X25 TX30	2
18	59036001050	SPACER BUSHING 6,1X8,2X13,1	1
19	77036005000	SECURING PROTECTION 05	1
20	77036002000	TIMING CHAIN TENSIONER 05	1
21	77036001050	SPACER BUSHING 6.1X8.2X9.1 05	1
22	0025060406	HH COLLAR SCREW M6X40 TX30	1
23	78036008100	CHAIN ADJUSTER HOLDING BOLT	1
24	0603242920	CU SEAL-RING DIN7603 A24X29X2	1
25	77036003000	CHAIN ADJUSTER HYD. 05	1
26	0770180020	O-RING 18,00X2,00 NBR 70	1
27	77036072100	TIMING VALVE JACKSHAFT 08	1
28	77036073000	STOP DISK 18,2X30X1 05	1
29	0888030037	WOODRUFF KEY DIN6888-3X3,7	1
30	77036076200	TIMING VALVE TWIN WHEEL	1
31	77036013100	TIMING CHAIN 108 ROLLS	1
32	0625062035	BALL BEARING 6203 JR2 C3	1
33	0618182412	NEEDLE BEAR.HK1812 18/24/12 05	1
34	0402031780	NEEDLE ROL.DIN5402 NRB 3X17,8	1
35	77035055000	WATER PUMP ROTOR 05	1
36	0471100010	CIRCLIP DIN0471-10X1	1

117713620 / C127713620

\* NEW PART

X AS REQUIRED



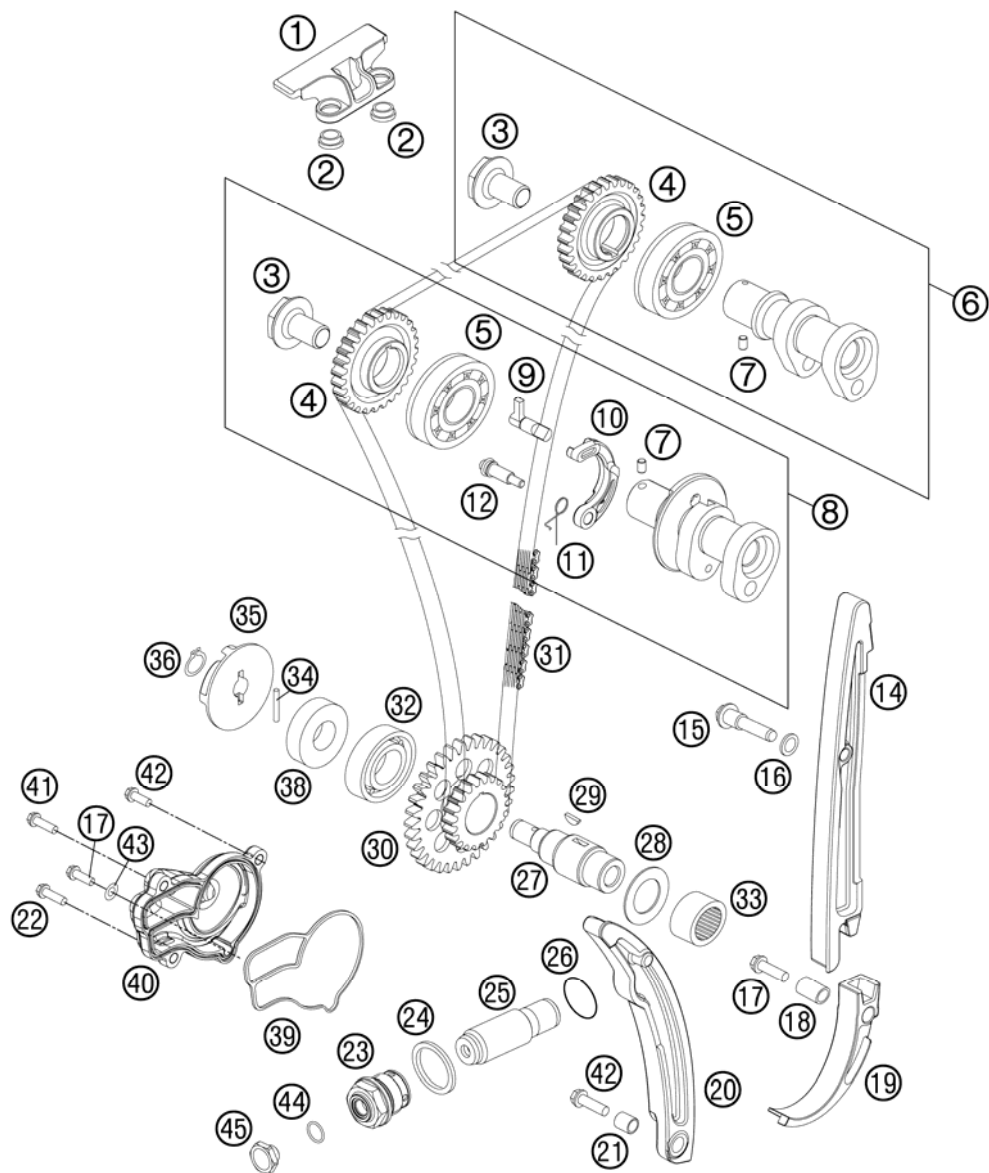


FIG	PART NUMBER	DESCRIPTION	QTY
38	0760123073	SHAFT SEAL RING 12X30X7 PTFE	1
39	77035053000	MOLDED RING WATER PUMP 05	1
40	77035052000	WATER PUMP COVER 05	1
41	0025060356	HH COLLAR SCREW M6X35 TX30	1
42	0025060206	HH COLLAR SCREW M6X20 TX30	2
43	0603061001	CU-SEAL RING DIN7603-6X10X1	1
44	0770010010	O-RING 10,00X1,00 NBR 70 SH	1
45	77336008010	HOLDING BOLT	1

117713620 / C127713620

\* NEW PART

X AS REQUIRED

# CYLINDER HEAD

250 SX-F 2012

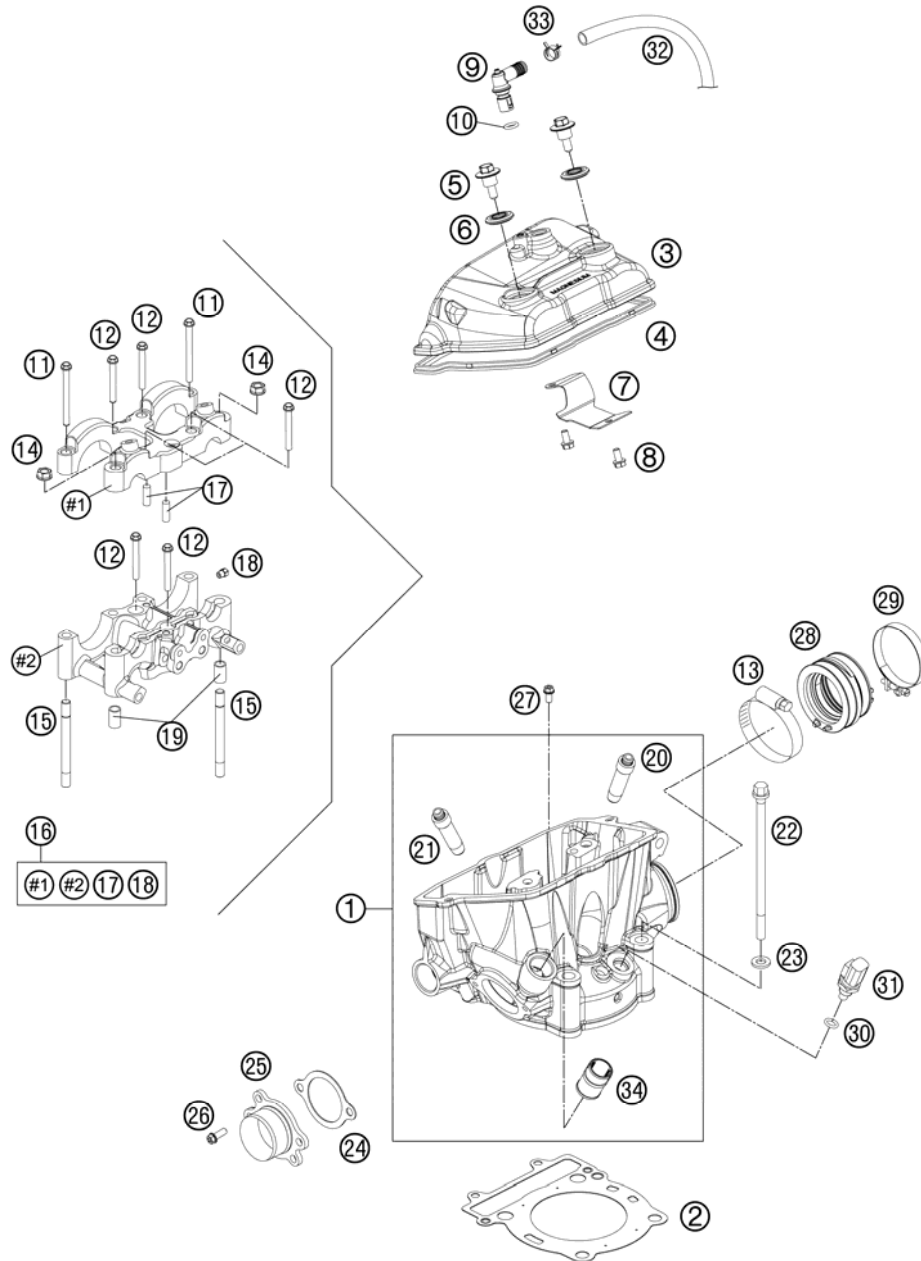


FIG	PART NUMBER	DESCRIPTION	QTY
1*	77136020144	CYLINDER HEAD CPL.	1
2	77030036000	CYLINDER HEAD GASKET 05	1
3	77036052100	VALVE COVER 06	1
4	77036053000	VALVE COVER GASKET 05	1
5	77036055100	VALVE COVER SCR. M6X12 WS10 07	3
6	77036054050	RUBBER GASKET FOR SCREW 05	3
7	77036052050	COVER PLATE BREATHER 05	1
8	0009050106	EJOT SPIRAL SCREW SF M5X10-K	2
9	60038082000	ANGLE CONNECTOR LC8 03	1
10	0770080020	O-RING 8X2 SILICONE	1
11	77036081000	SPECIAL SCREW M7X73 WS 10	2
12	77036080000	SPECIAL SCREW M7X40 WS10	6
13	61036047000	HOSE CLAMP GEMI 63MM 05	1
14	77036024000	COLLAR NUT 7X1 05	2
15	77036023000	STUD 7X1 05	2
16	77036020150	BUSH SUPPORT A.BRIDGE CPL '05	1
17	0402050980	NEEDLE ROLLER DIN5402 5X9,8	2
18	60030063050	OIL JET 50 05	4
19	77036090000	DOWEL(BUSH BRIDGE)7/9/8 05	2
20*	77136025001	VALVE GUIDE INTAKE	2
21*	77136026001	VALVE GUIDE OUTLET	2
22	77036079000	CYLINDER HEAD SCREW 05	4
23	59036090000	WASHER 10,8X18,8X1,5	4
24	77036041000	GASKET EXHAUST FLANGE 06	1
25	77036039100	EXHAUST FLANGE CPL. 07	1
26	0025060206	HH COLLAR SCREW M6X20 TX30	2
27	0025060256	HH COLLAR SCREW M6X25 TX30	2
28	77236044000	CONNECTION RUBBER EFI	1
29	77236048000	HOSE CLAMP GEMI 58MM	1
30	0770100020	O-RING 10,00X2,00 SILCONE	1
31	60011252000	TEMPERAT.-SENSOR WATER LC8 02	1
32	59031050100	ENGINE BREATHER TUBE 00	1
33	00049160121	CLAMP STD DN16	1
34	58030010200	SCREW IN NOZZLE M20X1,5	1

117713630 / C127713630

\* NEW PART

X AS REQUIRED

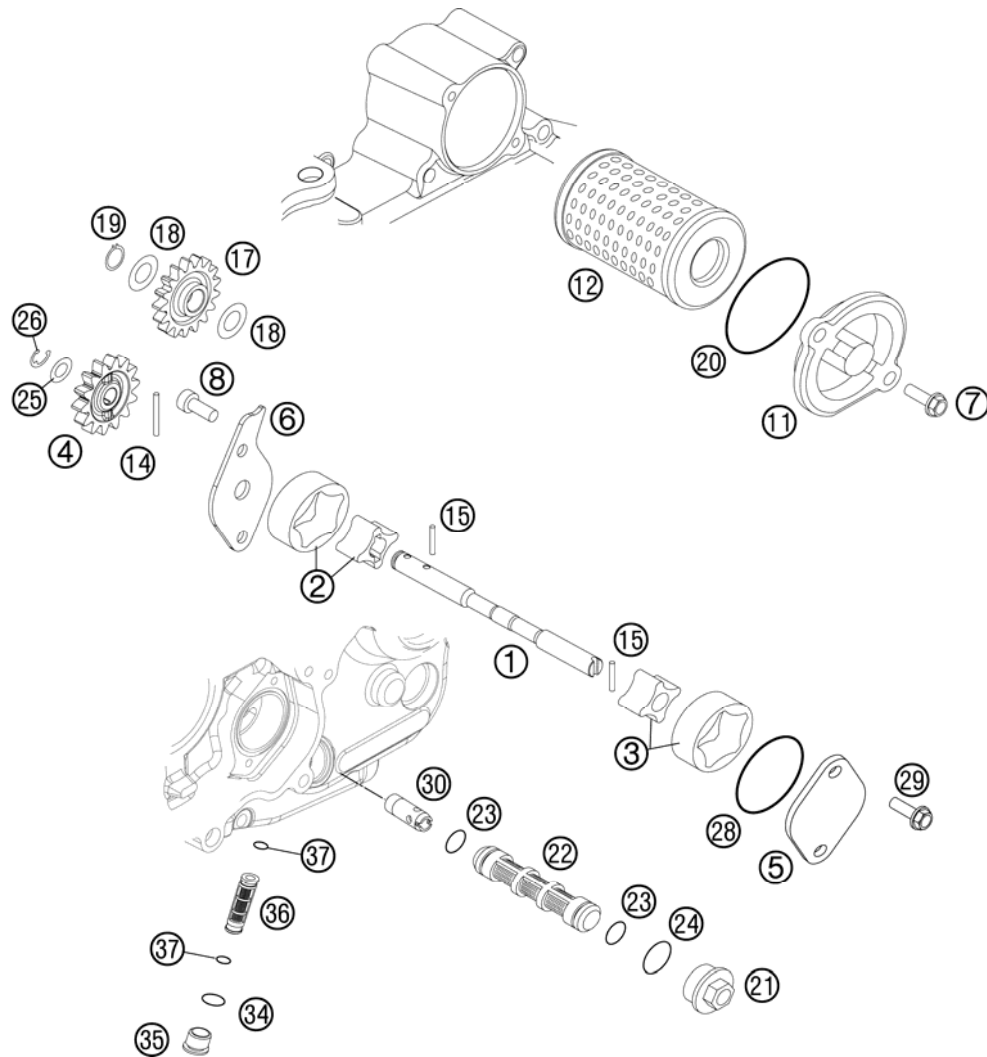


FIG	PART NUMBER	DESCRIPTION	QTY
1	77038102000	OIL PUMP SHAFT EXC-F	1
2	59038011010	OILPUMP ROTOR CPL. 10MM G-73R	1
3	77038011000	OILPUMP ROTOR 15MM G-164	1
4	77038001100	OIL PUMP GEAR 14T 08	1
5	77038004000	OIL PUMP COVER L/S 05	1
6	77038003100	OIL PUMP COVER R/S 05	1
7	0025050166	HH COLLAR SCREW M5X16 TX30	2
8	0984050123S	CYLIND. SCR. DIN6912 M5X12 8.8	2
11	59038041000	OIL FILTER COVER RACING	1
12	77038005044	OIL FILTER WITH GASKET 06	1
14	0402251980	NEEDLEROL.DIN5402 NRA 2,5X19,8	1
15	0402251180	NEEDLE ROLLER DIN5402 2,5X11,8	2
17	77038006100	OILPUMP IDLER GEAR 08	1
18	0988121805	SHIM WASHER DIN0988-12X18X0,50	2
19	0471120010	CIRCLIP DIN0471-12X1	1
20	0770400025	O-RING 40,00X2,50 NBR 70	1
21	59038017000	PLUG M20X1,5 WS=13	1
22	59038016100	OIL SCREEN	1
23	0770125015	O-RING 12,5X1,5 NBR	2
24	0770020170	O-RING 17,17X1,78 GLO	1
25	58038007755	STOP DISK 8,1 X 15 X 0,5	1
26	0799060000	TAB WASHER DIN6799-RS 6,0	1
28	0770320020	O-RING 32,00X2,00	1
29	0025050126	HH COLLAR SCREW M5X12 TX30	2
30	77038022000	OIL INTAKEPIPE	1
34	0770120020	O-RING 12,00X2,00 NBR 70	1
35	77038017000	SCREW PLUG	1
36	59038015100	OIL SCREEN 11,8x44,5MM	1
37	0770090015	O-RING 9X1,5 NBR	2

127713810 / C127713810

\* NEW PART

X AS REQUIRED

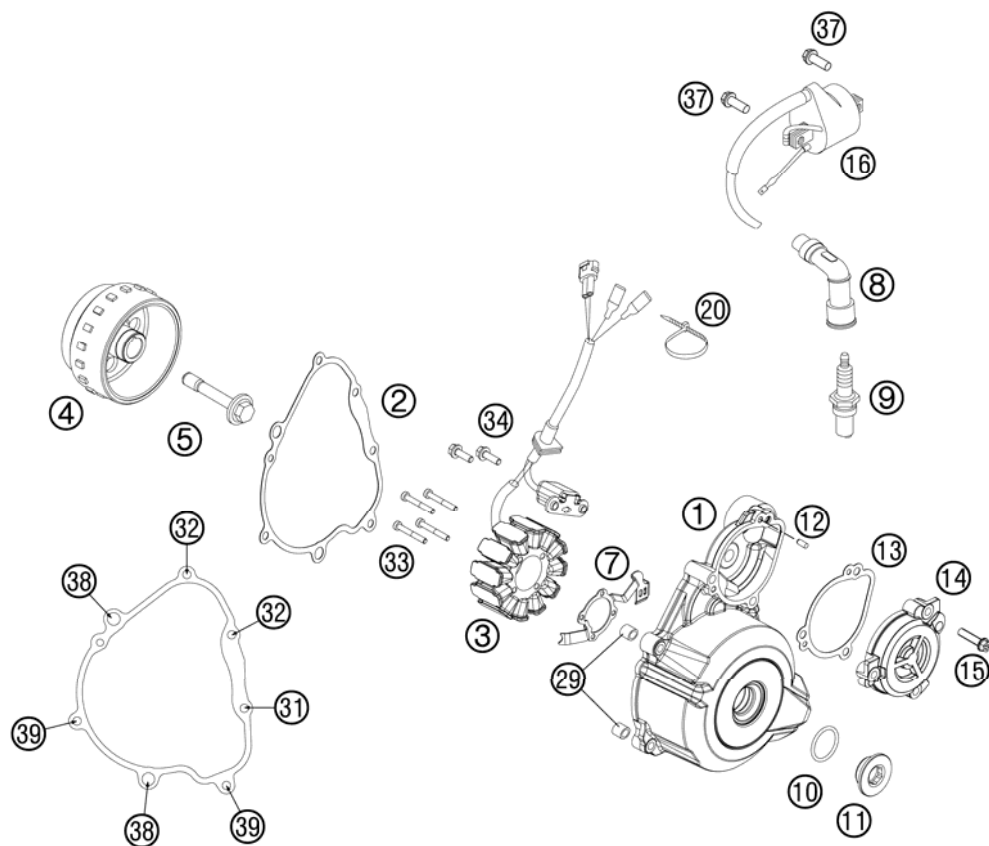


FIG	PART NUMBER	DESCRIPTION	QTY
1*	7713000200015	IGNITION COVER SX E-START	1
2	77130040000	IGNITION COVER GASKET	1
3	77139004000	STATOR	1
4	77239005100	ROTOR EFI	1
5	77339010100	FLYWHEEL SCREW	1
7*	77130002050	RETAINING PLATE	1
8	59039090100	SPARK PLUG CONNECT. VD05EG 03	1
9	77039093000	SPARK PLUG NGK CR9EKB '05	1
10	07700240251	O-RING 24X2,5 VITON	1
11	7723000206030	FACTORY IGNITION COVER PLUG	1
12*	0402040980	NEEDLE ROL.DIN5402 NRB 4X9,8	2
13*	77240043000	GASKET TORQUE LIMITER	1
14*	7723000201015	COVER TORQUE LIMITER	1
15*	0025060256	HH COLLAR SCREW M6X25 TX30	1
16	58439006000	IGNITIONCOIL IG3826 KOKUSAN'96	1
20	44011076140	CABLE TIE 140/2,5MM BLACK	x
29	49030090000	DOWEL 9,8 X 7 X 10	2
31	0025060306	HH COLLAR SCREW M6X30 TX30	1
32	0025060506	HH COLLAR SCREW M6X50 TX30	2
33	0012040303	AH SCREW DIN6912 M4x30	4
34	0025050126	HH COLLAR SCREW M5X12 TX30	2
37	0025060206	HH COLLAR SCREW M6X20 TX30	1
38	0025060356	HH COLLAR SCREW M6X35 TX30	2
39	0025060906	HH COLLAR SCREW M6X90 TX30	2

127713910 / C127713910

\* NEW PART

X AS REQUIRED

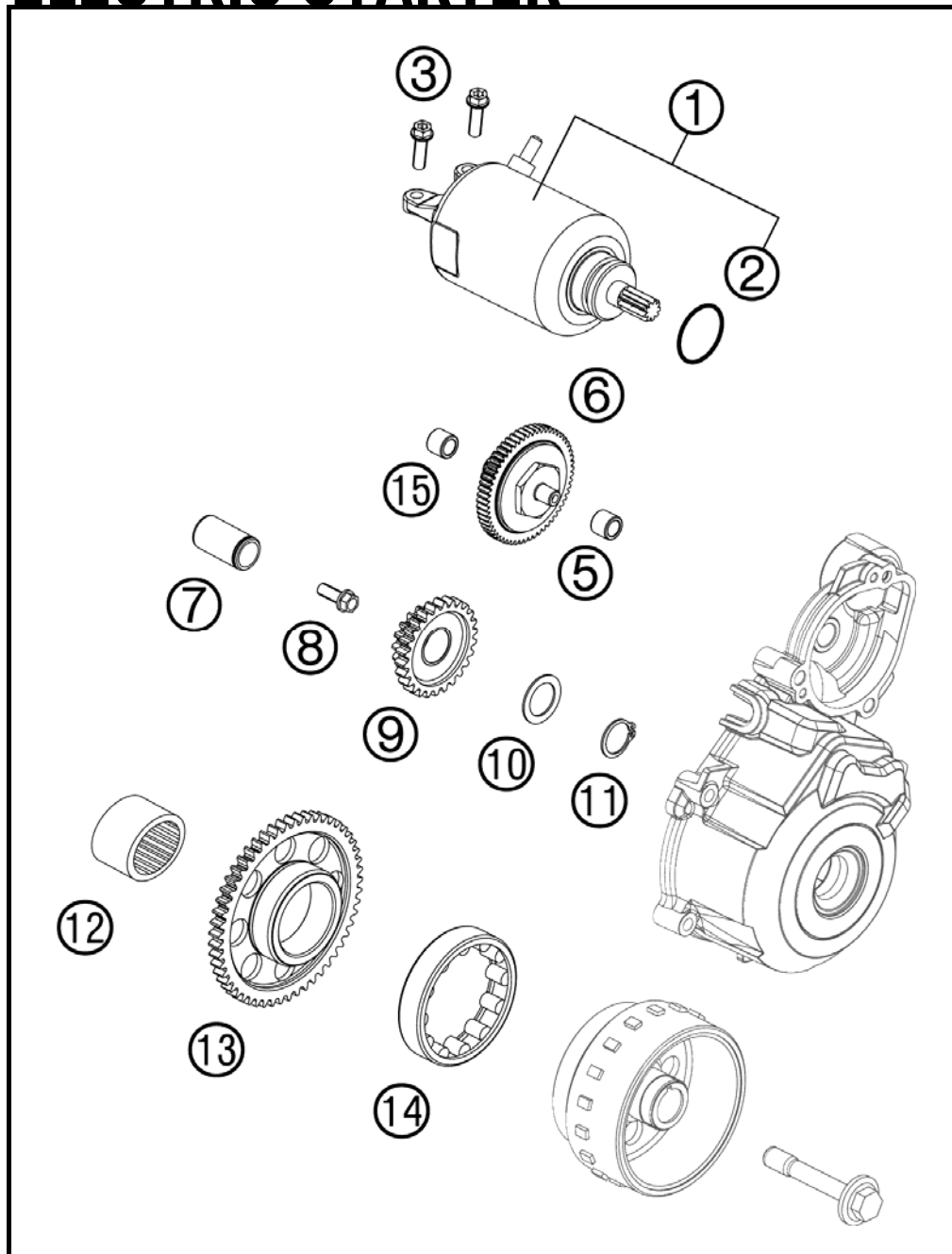


FIG	PART NUMBER	DESCRIPTION	QTY
1*	77040001000	E-STARTER ENGINE 2007	1
2*	0770250030	O-RING 25,00X3,00 NBR 70	1
3*	0025060206	HH COLLAR SCREW M6X20 TX30	2
5*	0618081210	NEEDLE BUSH HK 0810 DIN 618	1
6*	77240016000	TORQUE LIMITER	1
7*	59040028000	BUSHING PIN	1
8*	0015060163	HH COLLAR SCREW M 6X16 WS=8	1
9*	77240022000	INTERMEDIATE STARTING GEAR	1
10*	54633090000	STOP DISK 17,2X25X1	1
11*	0471170010	CIRCLIP DIN0471-17X1	1
12*	0618301617	NEEDLE BEARING HK 3016 B	1
13*	77240020000	FREEWHEEL GEAR	1
14*	77240026000	ROLLER FREE WHEEL	1
15*	77140017000	SLIDING SLEEVE 8X10X8	1

127714010 / C127714010

\* NEW PART

X AS REQUIRED

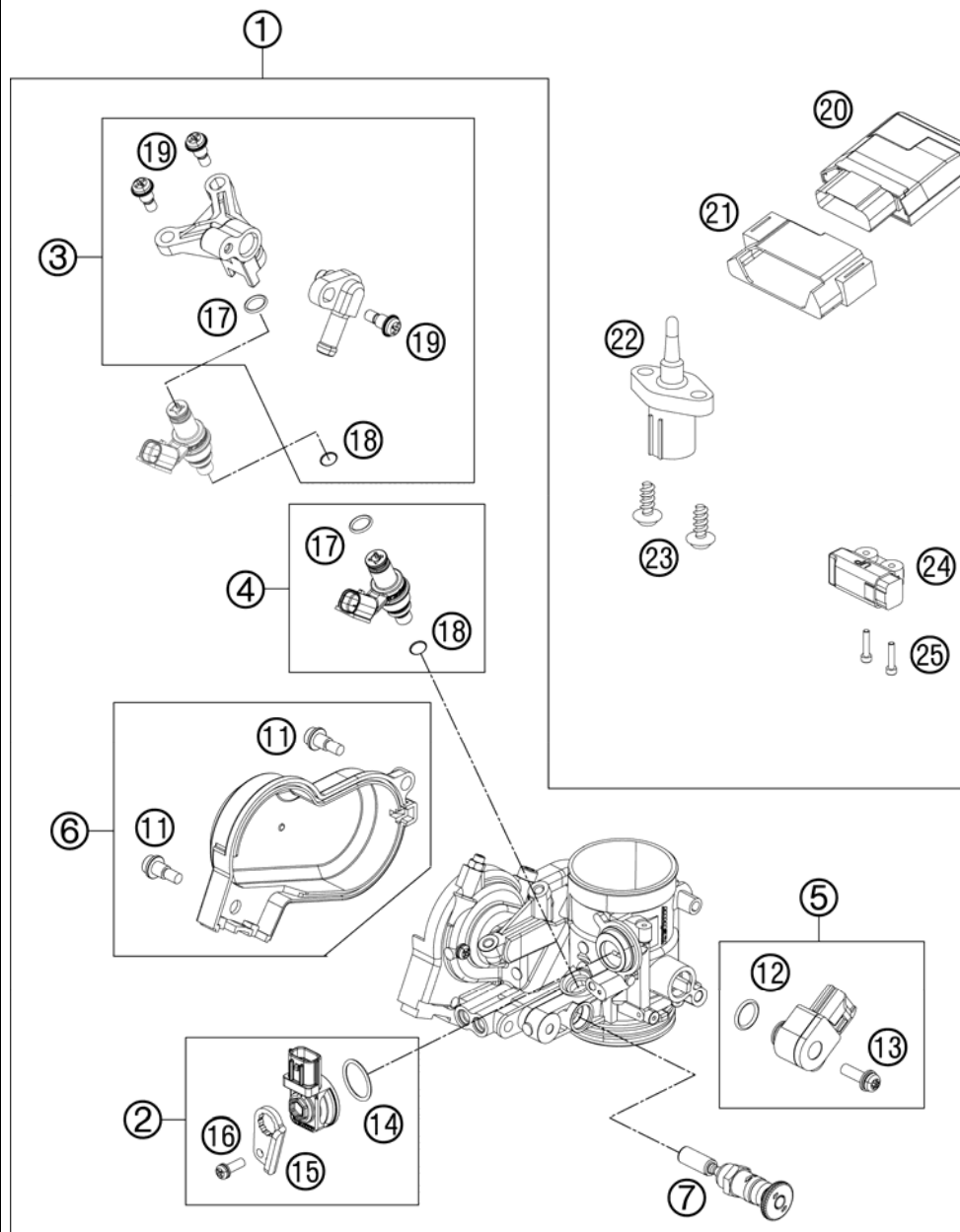


FIG	PART NUMBER	DESCRIPTION	QTY
1	77141001000	THROTTLE BODY	1
2	81241085044	MAP SENSOR CPL.	1
3	81241013044	FUEL RAIL CPL.	1
4	77141023044	FUEL INJECTOR ASSY SET	11
5	81241077044	TPS KPL.	1
6	81241056044	THROTTLE COVER CPL.	1
7	81241060000	STARTER VALVE COMP.	1
11	81241056020	SPECIAL SCREW AH	2
12	61041077010	O-RING THROTTLE POS. SENSOR	1
13	81241077030	SPECIAL SCREW	1
14	75041085010	O-RING	1
15	81241085020	PLATE	1
16	81241085030	SPECIAL SCREW	1
17	75041023020	O-RING	1
18	75041023010	SEAL RING	1
19	75041013010	SCREW SHOULDER	3
20	81241031100	TIMING CHARGER EFI	1
21	77241031050	RUBBER BRACKET ECU	1
22	61041080000	AMBIENT-AIR TEMPERATURE SENSOR	1
23	0025050166	HH COLLAR SCREW M5X16 TX30	2
24	61041088000	ROLLOVER SENSOR 05	1
25	0025060206	HH COLLAR SCREW M6X20 TX30	2

127714110 / C127714110

\* NEW PART

X AS REQUIRED





KTM-Sportmotorcycle AG  
A-5230 Mattighofen  
[www.ktm.at](http://www.ktm.at)

KTM Group Partner



3CM089308LEN



Art.Nr.: 3CM089308LEN 3/2011