

# 450 SXS-F 2008

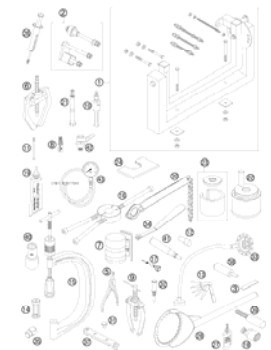
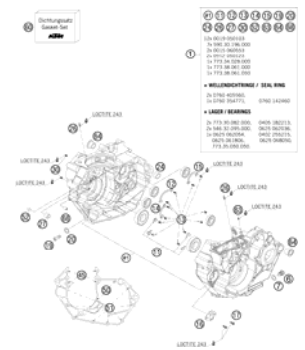
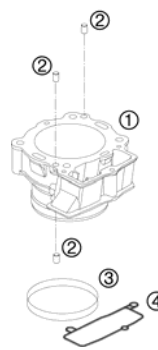

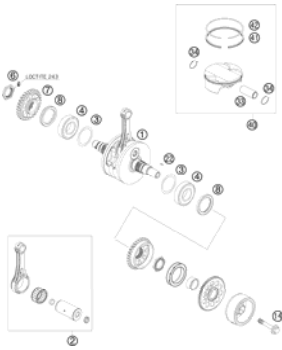

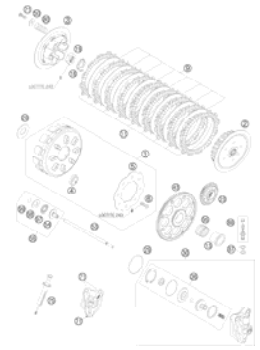
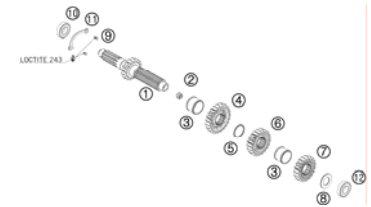
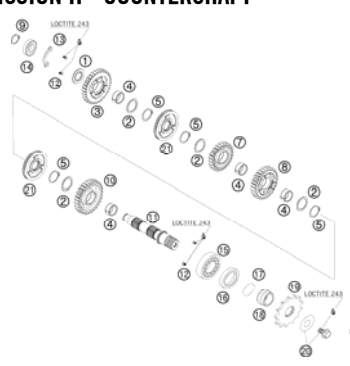
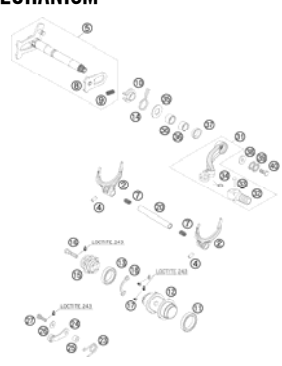
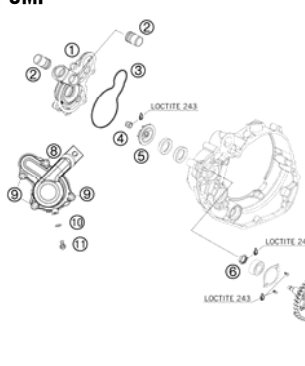
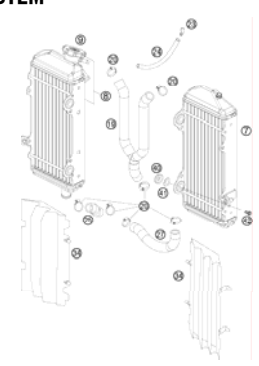
**SPARE PARTS MANUAL: ENGINE**

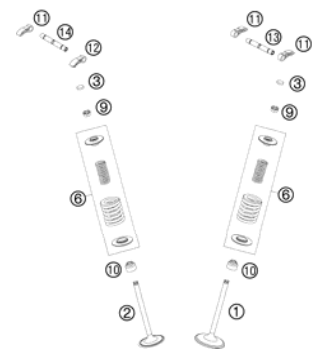
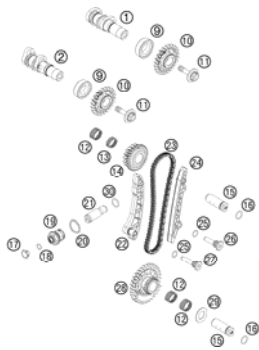
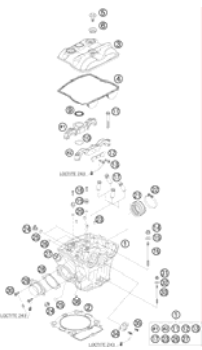

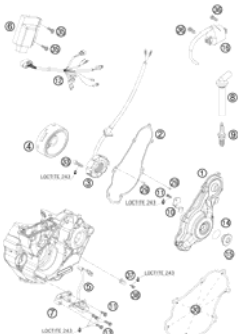
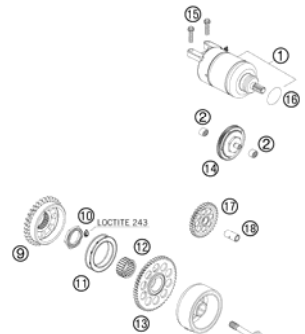

ART.NO.: 3CM089255HEN

ENGLISH





<b>SPECIAL TOOLS</b>  <b>3</b>	<b>ENGINE CASE</b>  <b>5</b>	<b>CYLINDER</b>  <b>6</b>	<b>CLUTCH COVER</b>  <b>7</b>
<b>CRANKSHAFT, PISTON</b>  <b>8</b>	<b>CARBURETOR</b>  <b>9</b>	<b>CLUTCH</b>  <b>11</b>	<b>TRANSMISSION I - MAIN SHAFT</b>  <b>12</b>
<b>TRANSMISSION II - COUNTERSHAFT</b>  <b>13</b>	<b>SHIFTING MECHANISM</b>  <b>14</b>	<b>WATER PUMP</b>  <b>15</b>	<b>COOLING SYSTEM</b>  <b>16</b>

<b>VALVE DRIVE</b>  <b>17</b>	<b>TIMING VALVE</b>  <b>18</b>	<b>CYLINDER HEAD</b>  <b>19</b>	<b>LUBRICATING SYSTEM</b>  <b>20</b>
<b>IGNITION SYSTEM</b>  <b>21</b>	<b>ELECTRIC STARTER</b>  <b>22</b>		
	 <p>All information contained is without obligation. KTM-Sportmotorcycle AG particularly reserves the right to modify any equipment, technical specifications, prices, colors, shapes, materials, services, service work, constructions, equipment and the like so as to adapt them to local conditions or to cancel any of the above items, all without previous announcement and without giving reasons. KTM may stop manufacturing certain models without previous notice. KTM shall not be held liable for any deviations of availability and/or ability to deliver, illustrations, descriptions, printing and/or other errors. The illustrated models partly contain extra equipment, which is not applied to standard models. © by KTM-SPORTMOTORCYCLE AG, Mattighofen AUSTRIA; All rights reserved; Reprint, also in extracts, with written allowance of KTM-SPORTMOTORCYCLE AG, Mattighofen only.</p>		

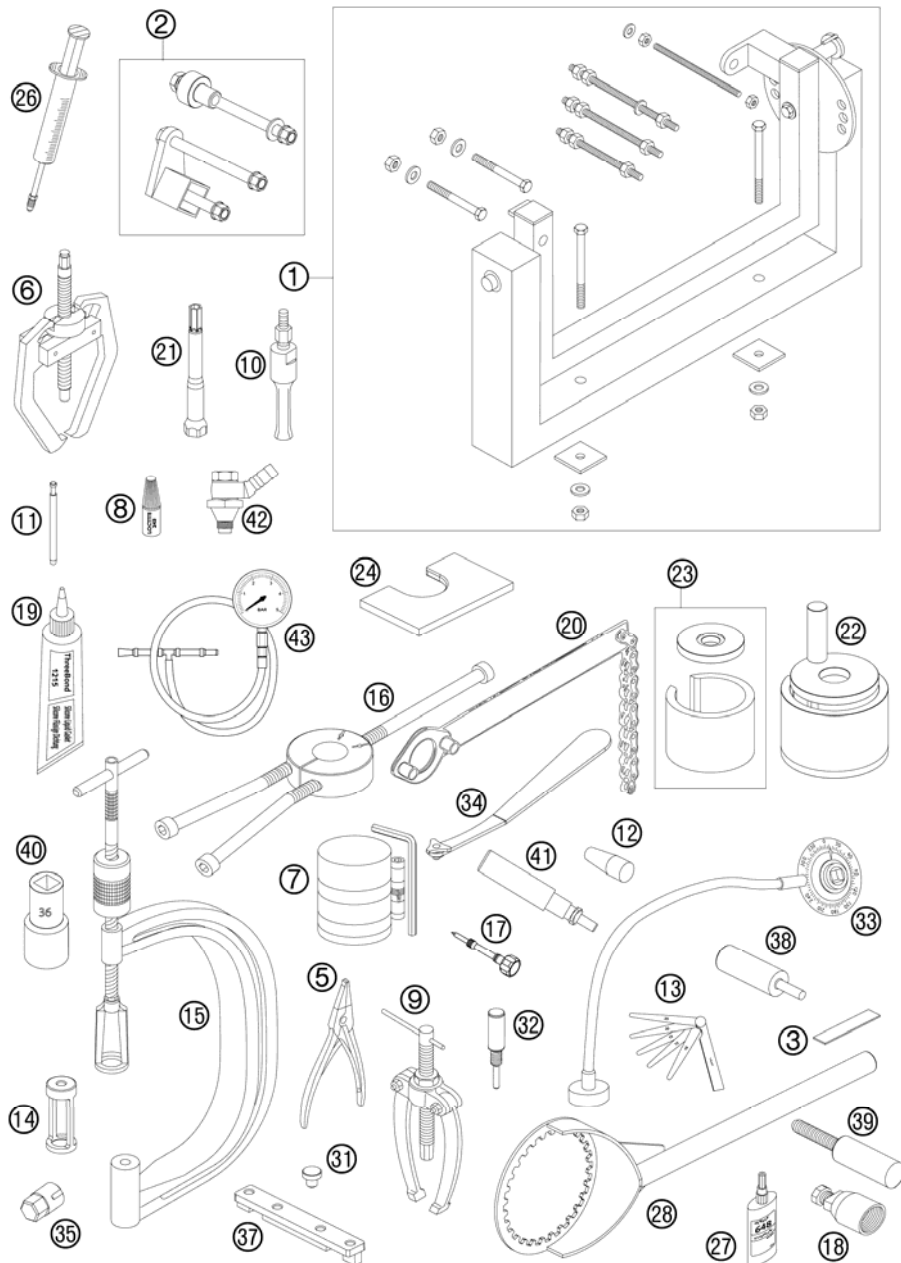


FIG	PART NUMBER	DESCRIPTION	QTY
1	56012001000	ASSY SUPPORT (WITHOUT HOLDER)	1
2	77329002000	FIXING ARM CPL. 450 SX-F 07	1
3	60029012000	PLASTIGAUGE - MEASURING STRIP	1
5	51012011000	SPECIAL CIRCLIP PLIER	1
6	59029033000	EXTRACTOR FOR TIMING GEAR	1
7	60029015000	PISTON RING COMPRESSOR CPL. 03	1
8	6899785	LOCTITE 243 BLUE 6CCM	1
9	15112017000	BUSHING EXTRACTOR	1
10	15112018000	INTERN.BEAR.PULLER 12-16 MM	1
10	15112018100	INTERN.BEAR.PULLER 18-23 MM	1
10	15112018200	INTERN.BEAR.PULLER 5-7 MM	1
10	77329020000	INTERN.BEAR.PULLER 8-12 MM	1
11	59029026006	LIMIT PLUG GAUGE F.VALVE GUIDE	1
12	58529005000	MOUNT.SLEEVE F. SH.S.RING WAPU	1
13	59029041000	FEEL. GAUGE SET 10,12,15,20,25	1
14	77329060000	INSERT FOR VALVE SPRING LEVER	1
15	59029019000	VALVE SPRING LEVER	1
16	58429037037	MOUNTING TOOL INNER RING NJ206	1
17	59031017200	MIXT. CONTROL SCREW FACTORY 04	1
18	58012009000	FLYWHEEL EXTRACTOR	1
19	309098	SILICON GASKET THREE-BOND	1
20	51012012000	HOLDING SPANNER FOR SPROCKET	1
21	77329072000	SPARK PLUG WRENCH	1
22*	75029047000	PRESS. TOOL F. CRANKS. CPL.	1
23*	SXS08450017	PRESS. TOOL F. CRANKS. CPL.	1
24*	SXS08450019	EXTRUDE PLATE BASE F. CRANKSH.	1
26	50329050000	VENT INJEKTION HYDR. CLUTCH	1
27	58429059000	LOCTITE 648 GREEN 24ML	1
28	77329003000	HOLD. PLATE CLUTCH 450 SX-F 07	1
31	75029090000	PROTECTOR CAP F.CRANKSHAFT 07	1
32	77329012100	ASSEMB. PIN F. GUID. AGW-ZR-KS	1
33	60029010000	DEGREE DISK 360DEG - 1/2 INCH	1
34	77329034000	WRENCH F.MIXTURE CONTROL SCREW	1
35	77329081000	SP. WRENCH F.HOSE CONNECTOR 07	1
37	77329050000	ADJUST BUSH BRIDGE	1
38	77329051000	UNLOCK CHAIN TENSIONER	1

08SXS2910 / C08SXS2910

\* NEW PART

X AS REQUIRED

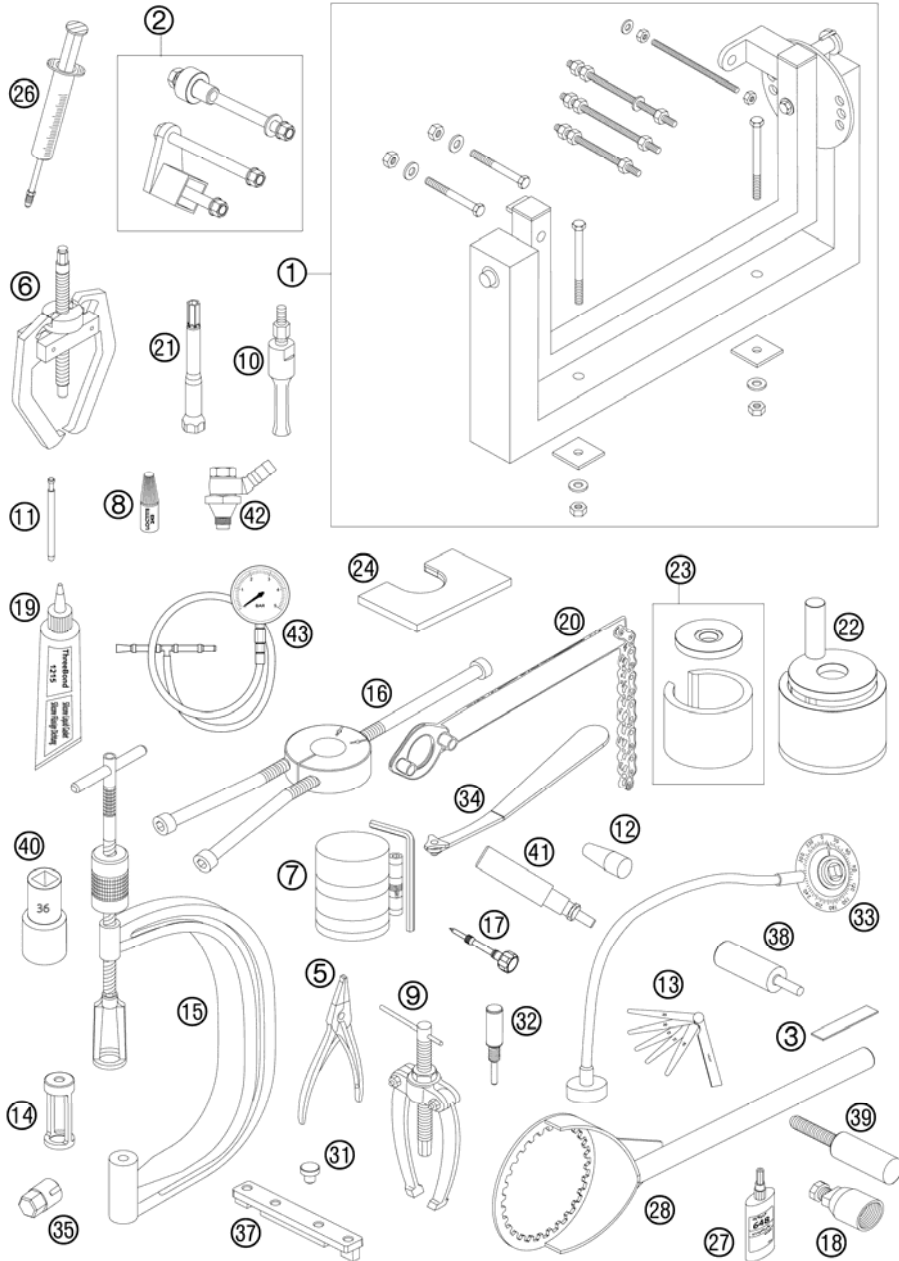


FIG	PART NUMBER	DESCRIPTION	QTY
39	7732901000	LOCATING SCREW	1
40	7732902100	SPECIAL SOCKET F. PRIMARY GEAR	1
41	77329030100	PLUG IN FUSE PISTON PIN	1
42	77329006000	ADAPTOR F.OIL PRESSURE GAUGE	1
43	61029094000	EFI PRESSURE TESTER	1

08SXS2910 / C08SXS2910

\* NEW PART

X AS REQUIRED



60

#1 11 12 13 14 15 19 20  
24 26 27 30 52 63 64 68

12x 0019 050103  
7x 590.30.196.000  
2x 0015 060553  
2x 0912 050123  
1x 773.34.028.000  
1x 773.38.061.000  
1x 773.38.061.050

**+ WELLENDICHRINGE / SEAL RING**

2x 0760 405560,  
1x 0760 354771, 0760 142460

**+ LAGER / BEARINGS**

2x 773.30.082.000, 0405 182213,  
2x 546.32.095.000, 0625 062036,  
1x 0625 062054, 0402 255215,  
0625 061806, 0625 068050,  
773.35.050.050.

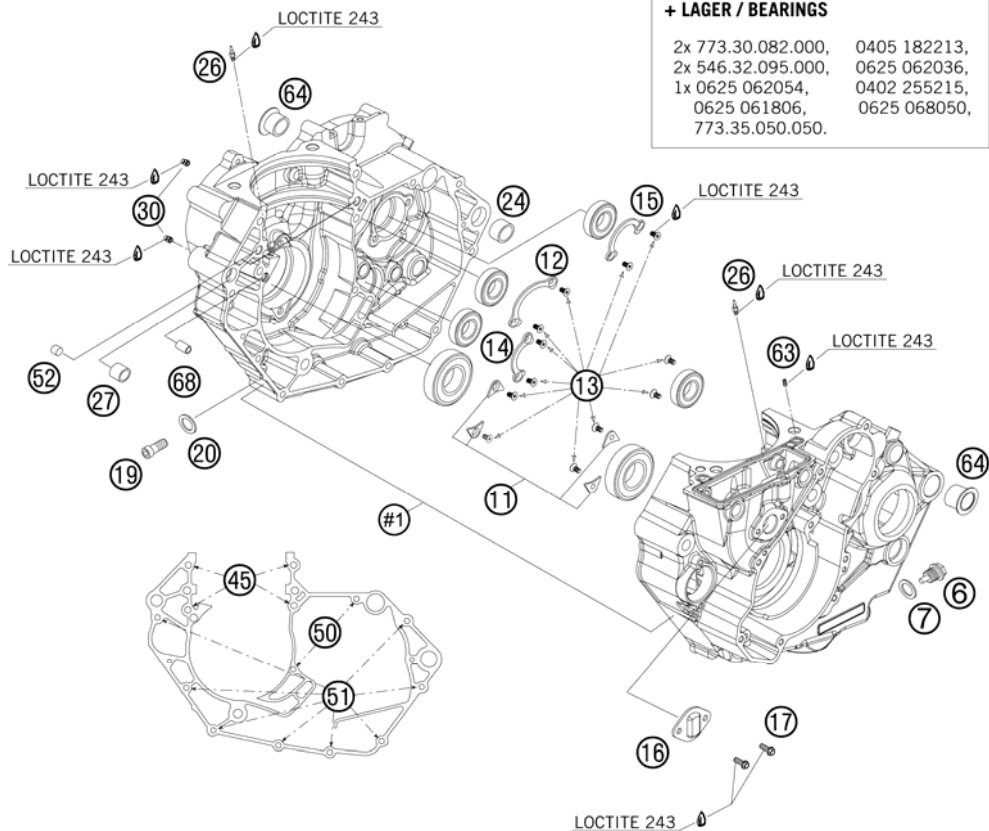


FIG	PART NUMBER	DESCRIPTION	QTY
1*	77330000244	ENGINE CASE CPL. W.TR.BEAR. 08	1
6	58030021000	OILDRAIN PLUG W.MAG. M 12X1,5	1
7	58038022000	CU-SEAL RING DIN7603-12X18X1,5	1
11	77330085000	BUSHING RETAINING PLATE	4
12	77333022100	BUSHING RETAINING PLATE	1
13	0019050103	INT. TORX FLAT HEAD M 5X10 8.8	12
14	77334090000	BUSHING RETAINING PLATE	1
15	77333024100	BUSHING RETAINING PLATE	1
16	77336075050	RETAINING PLATE	1
17	0015050103	HH COLLAR SCREW M 5X10 WS=8	2
19	0012080203	AH SCREW DIN6912-M 8X20	1
20	0603082121	SEAL RING CU DIN7603- 8X12X1	1
24	59030024000	DOWEL 17 X 19 X 12	1
26	60030063050	OIL JET 50 05	2
27	54630027000	DOWEL BUSHING 13,8X11X12	1
30	59030058000	JET 100 BING(44-031/180) M4	2
45	77330067070	HH COLLAR SCREW M7X1X70	4
50	0015060703	HH COLLAR SCREW M 6X70 WS=8	2
51	0015060553	HH COLLAR SCREW M 6X55 WS=8	8
52	0402080120	CYLINDER ROLLER ZRO. 8,0X12 M4	2
60	77330099000	GASKET SET 450SX-F	1
63	77338029052	THROTTLE M5X10X1	1
64	75030010000	CASE BUSH	2
68	59030023000	DOWEL 6X8X11,5	1

087733010 / C087733010

\* NEW PART

X AS REQUIRED

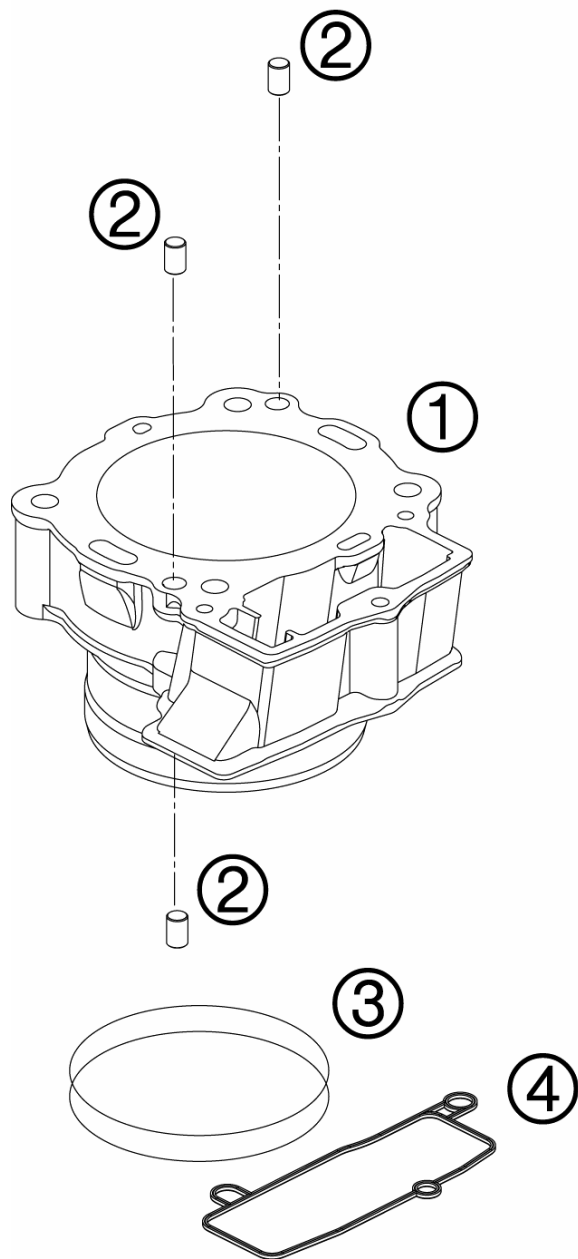


FIG	PART NUMBER	DESCRIPTION	QTY
1	77330005100	CYLINDER 450 07	1
2	0402080120	CYLINDER ROLLER ZRO. 8,0X12 M4	3
3	0770108018	O-RING 107,67x1,78 VITON	2
4	77330035000	GASKET GEAR CASE	1

087733040 / C087733040

\* NEW PART

X AS REQUIRED



# CLUTCH COVER

450 SXS-F 2008

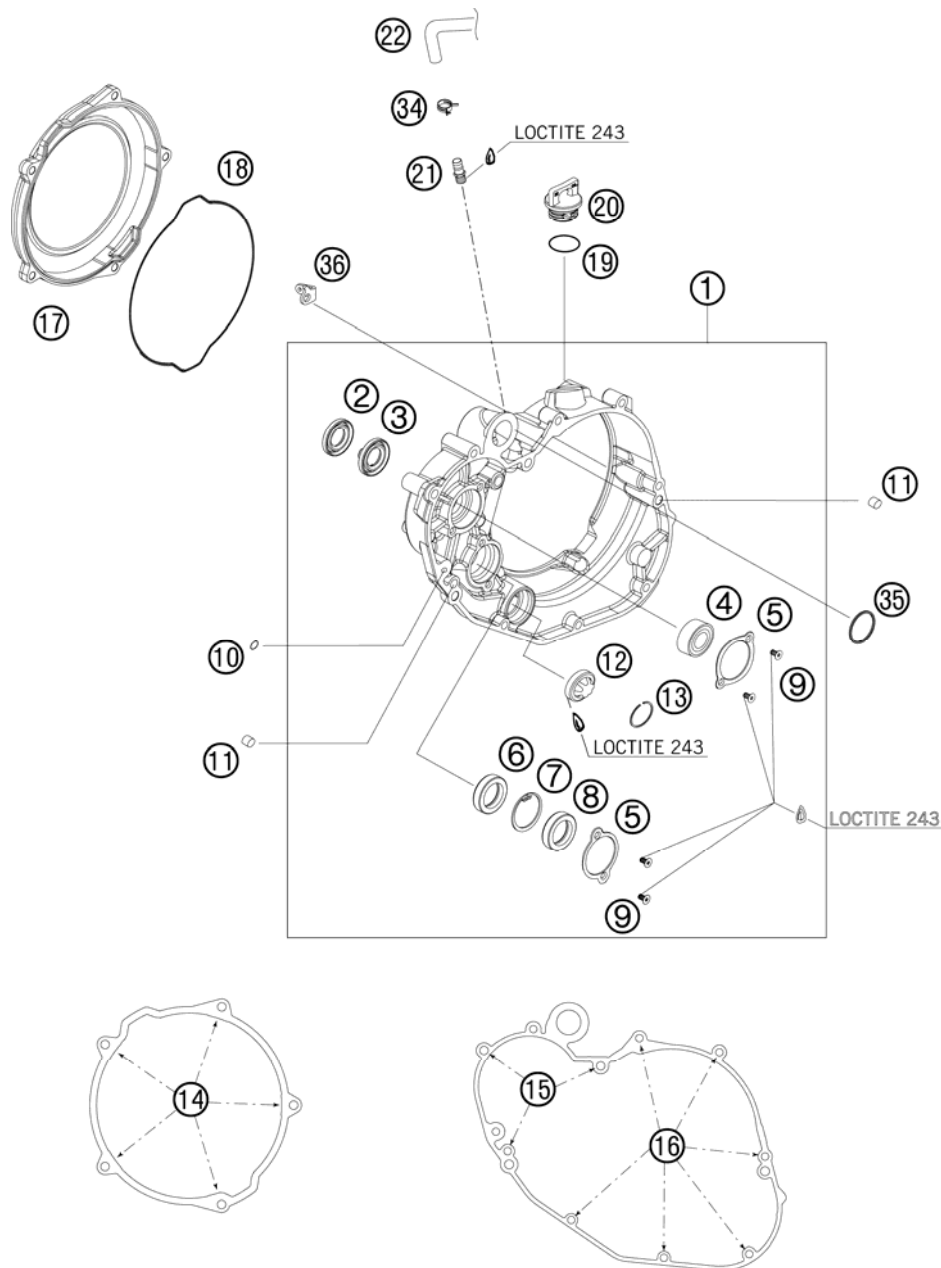


FIG	PART NUMBER	DESCRIPTION	QTY
1	77330001144	CLUTCH COVER CPL.	1
2	77335057000	SHAFT SEAL RING 12x24x4	1
3	77335056000	SHAFT SEAL RING 12x24x4/5,5	1
4	0625062021	BALL BEARING 6202 C0 2RSH	1
5	77335064100	RETAINING PLATE FOR WAPUSTOCK	2
6	0760203070	SHAFT SEAL RING 20X30X7	1
7	0472300120	CIRCLIP 30X1,2	1
8	0760253574	SHAFT SEAL RING 12x35x7 BSL VI	1
9	0019050103	INT. TORX FLAT HEAD M 5X10 8.8	4
10	0770080015	O-RING 8,00X1,5 NBR 70	1
11	0402080120	CYLINDER ROLLER ZRO. 8,0X12 M4	2
12	59030019000	OIL LEVEL GLASS G 1777 Y	1
13	61030019050	CIRCLIP OIL LEVEL GLASS 03	1
14	0015060203	HH COLLAR SCREW M 6X20 WS=8	5
15	77330067045	HH COLLAR SCREW M7X1X45	3
16	0015060303	HH COLLAR SCREW M 6X30 SW=8	6
17	SXS07450235	CLUTCH COVER OUTSIDE 07	1
18	77330027000	CLUTCH CASE GASKET	1
19	0770191015	O-RING 19,00X3,00 NBR	1
20	58030020100	PLUG CPL. M24X3	1
21	59030022100	BLEEDER FLANGE M12X1,5 WS=13	1
22	77330086000	ENGINE BREATHER TUBE	1
34	58431082100	YDNAC-CLAMP 10173 (16MM) '98	1
35	77335005000	QUAD-RING 28,3X1,78 VITON	1
36	77303026054	SPRING BRACKET	1

087733020 / C08SXS3020

\* NEW PART

X AS REQUIRED

# CRANKSHAFT, PISTON

450 SXS-F 2008

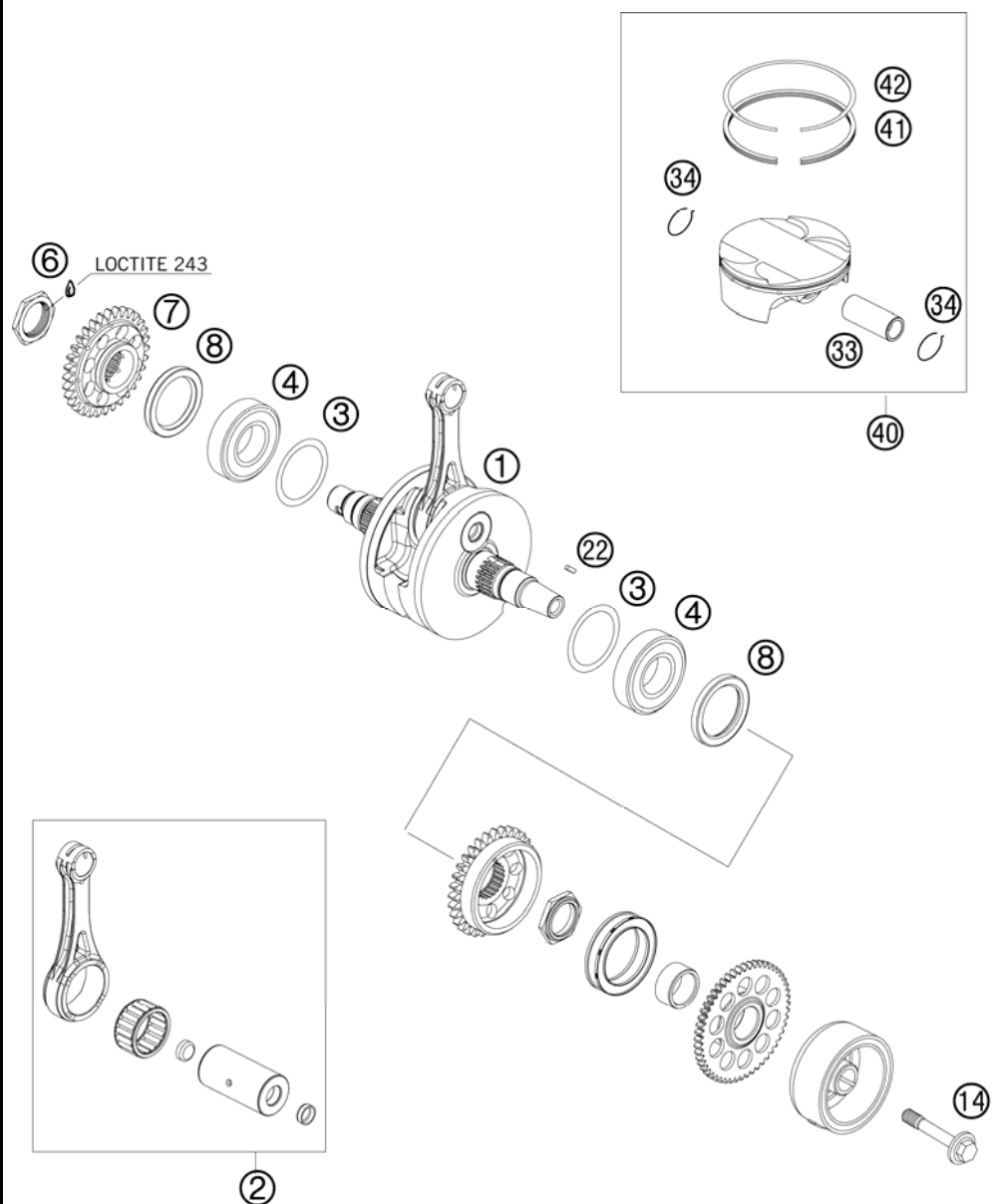


FIG	PART NUMBER	DESCRIPTION	QTY
1*	SXS08450020	CRANKSHAFT CPL.	1
2*	SXS08450025	CONNECTING ROD REPAIR SET	1
3	0988304201	THRUST WASHER 30X42X0,1	x
3	0988304202	THRUST WASHER 30X42X0,2	x
3	0988304203	THRUST WASHER 30X42X0,3	x
4	77330082000	CYL. ROLLER BEARING NJ206 ECP	2
6	77330029000	COLLAR NUT M27X1	1
7	77332023177	PRIMARY GEAR CPL. 07	1
8	0760405560	SHAFT SEAL RING A40x55x6 VITON	2
14	77339010000	FLYWHEEL SCREW	1
22	0888030037	WOODRUFF KEY DIN6888-3X3,7	1
33*	SXS08450016	PISTON PIN	1
34	77330074000	CIRCLIP	1
40*	SXS08450015 I	PISTON CPL. D=97MM	1
40*	SXS08450015 II	PISTON CPL. D=97MM	1
41	77330032100	OIL SCRAPER RING	1
42	77330030100	COMPRESSIONRING D=97 2007	1

08SXS3060 / C08SXS3060

\* NEW PART

X AS REQUIRED



# CARBURETOR

450 SXS-F 2008

**ACHTUNG !!!**  
Vor dem Einbau des Vergasers,  
Bedüsung kontrollieren.

**CAUTION !!!**  
Before mounting the carburetor,  
check the jetting.

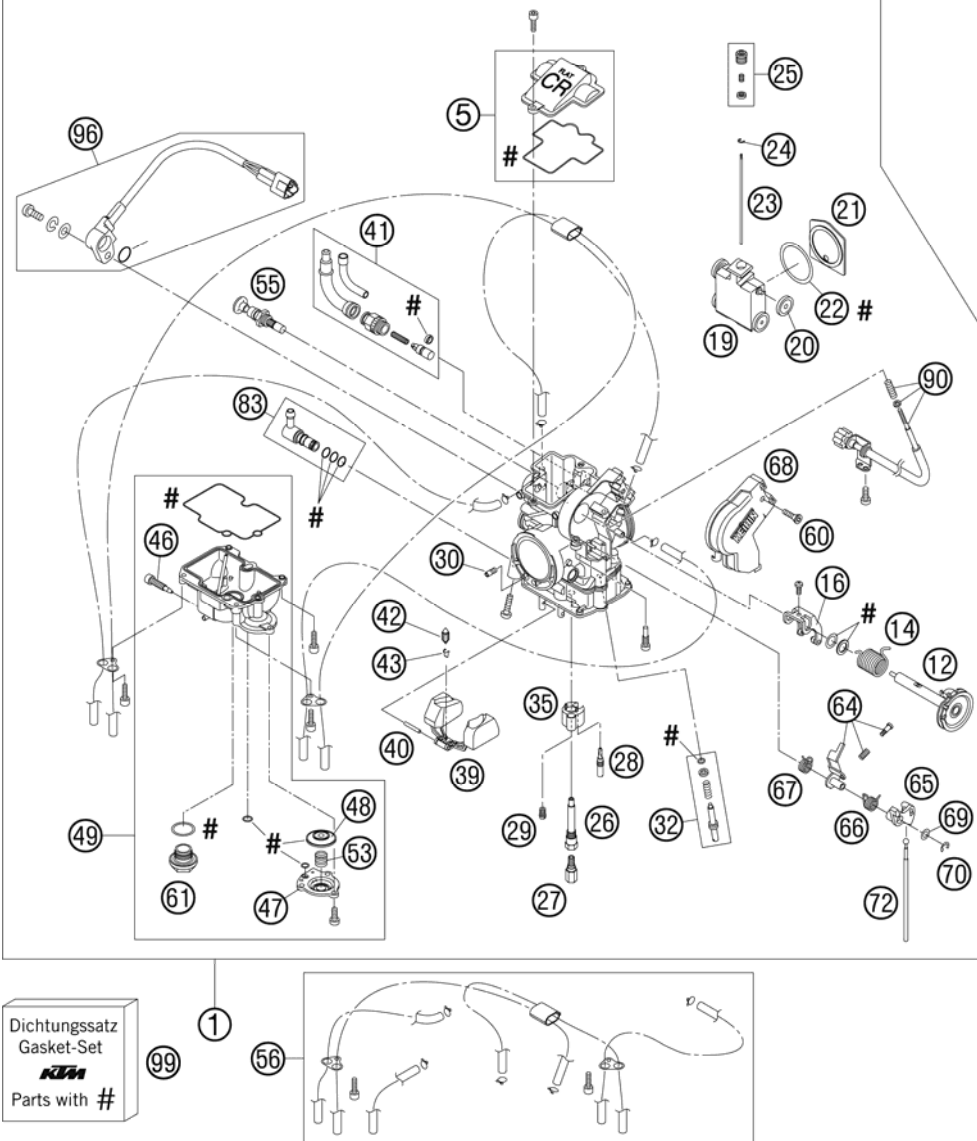


FIG	PART NUMBER	DESCRIPTION	QTY
1*	77331001100	CARBURETOR FCR-MX 4125I,TPS 08	1
5	57331027044	CARBURETOR COVER WITH GASKET	1
12	57331046100	THROTTLE SHAFT CPL. 06	1
14	57331046050	COIL SPRING THROTTLE SHAFT	1
16*	76231035051	LINK ARM THROTTLE VALVE CPL.07	1
19*	57331035100	THROTTLE VALVE CPL. FCRMX 2007	1
20	59031035050	BUSHING THROTTLE VALVE	1
21	57331035153	GASKET PLATE THROTTLE VALVE 04	1
22	59031035052	GASKET WASHER THROTTLE VALVE	1
23	59031021000	JET NEEDLE KEIHIN OBDTM	x
23	59031034000	JET NEEDLE KEIHIN OBDTN	x
23	59031034400	JET NEEDLE KEIHIN OBDTP	x
23	59031034500	JET NEEDLE KEIHIN OBDTQ	x
23	59031034600	JET NEEDLE KEIHIN OBDTR	x
24	59031029000	BAR CLIP	1
25	57331032000	NEEDLE SET SCREW CPL.	1
26	59031121000	NEEDLE JET FCR-MX	1
27	54531623180	MAIN JET 180 KEIHIN	x
27	54531623182	MAIN JET 182 KEIHIN	x
27	54531623185	MAIN JET 185 KEIHIN	x
27	54531623188	MAIN JET 188 KEIHIN	x
27	54531623190	MAIN JET 190 KEIHIN	x
27	54531623192	MAIN JET 192 KEIHIN	x
27	54531623195	MAIN JET 195 KEIHIN	x
28	54531607040	IDLE JET 40 KEIHIN	x
28	54531607042	IDLE JET 42 KEIHIN	x
28	54531607045	IDLE JET 45 KEIHIN	x
29	59031051085	STARTER JET 85	1
30	57331107100	IDLE AIR JET 100 KEIHIN	1
32	59031017100	ADJUST SCREW CPL. FCR-MX	1
35	57331085000	BUFFER PLATE	1
39	57331009000	FLOAT CPL.	1
40	57331008000	ARM PIN FLOAT	1
41	77031075000	HOT-STARTER VALVE	1
42	54631220000	FLOAT NEEDLE	1
43	54531621000	CLAMP	1

087733110 / C087733110

\* NEW PART

X AS REQUIRED

**ACHTUNG !!!**  
Vor dem Einbau des Vergasers,  
Bedüsung kontrollieren.



**CAUTION !!!**  
Before mounting the carburetor,  
check the jetting.

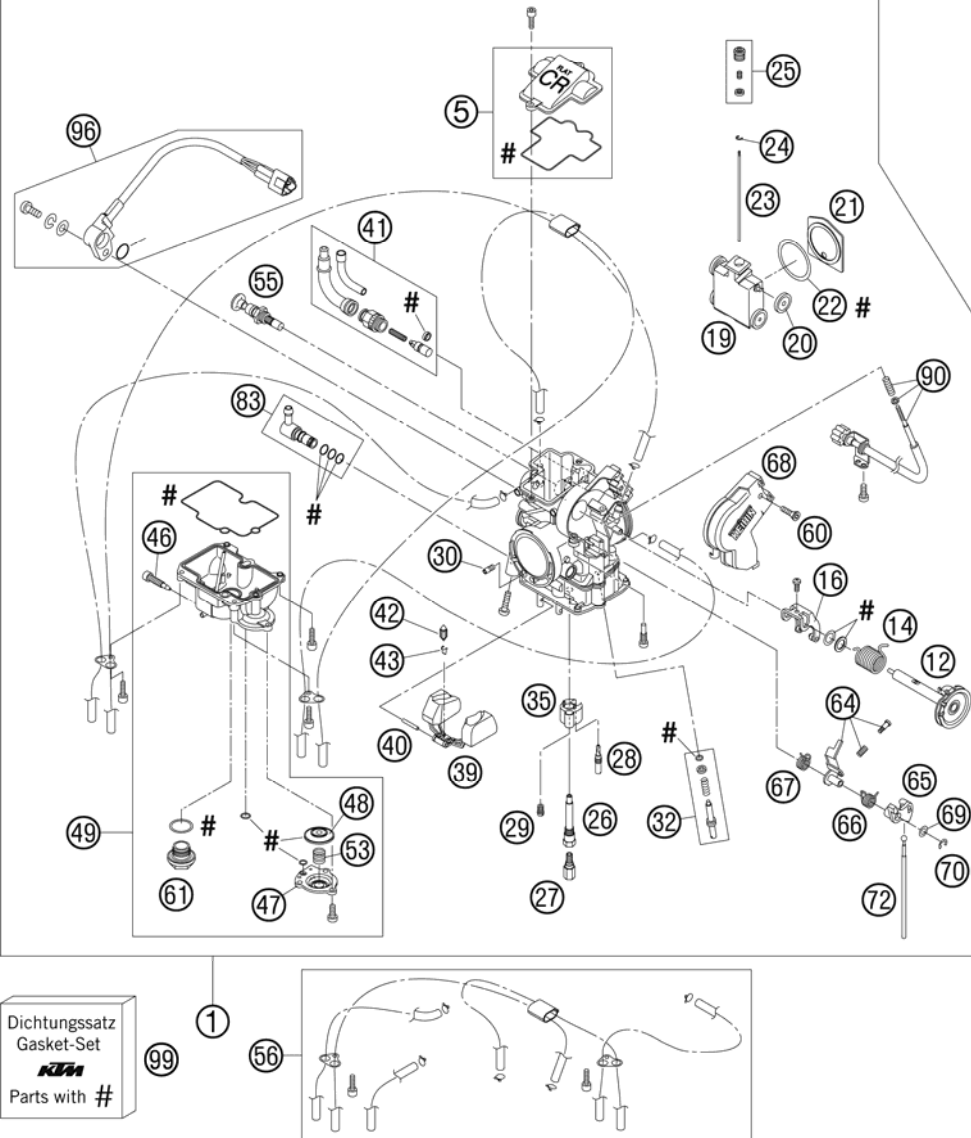


FIG	PART NUMBER	DESCRIPTION	QTY
46*	76231155000	DRAIN SCREW FLOAT CHAMBER	1
47	57331060000	COVER ACCELERATOR PUMP	1
48	57331057100	DIAPHRAGM ACCELERATOR PUMP	1
49*	78031011000	FLOAT CHAMBER CPL. 08	1
53	59031059000	COIL SPRING	1
55	77031048000	STARTER VALVE SHORT CPL.	1
56	57331098000	BREATH.HOSE FCR-MX KEIHIN CPL.	1
60	0965050103	FLAT HEAD SCREW DIN0965-M 5X10	1
61	54531699000	PLUG M 18X1	1
64	57331062000	INTERMEDIATE LEVER CPL.	1
65	57331056000	LINK LEVER	1
66	57331059000	SPRING LINK LEVER	1
67	57331159000	SPRING INTERMEDIATE LEVER	1
68	57331038200	CARBURETOR COVER 06	1
69	57331087000	WASHER LINK LEVER	1
70	57331084000	E-CLIP	1
72	57331061000	ROD ACCELERATOR PUMP	1
83	59031013044	HOSE CONNECTOR CPL.	1
90	57331025000	STOP SCREW CPL. FCR-MX	1
96	59031077200	TPS-SENSOR FCRMX 190MM 2006	1
99	57331099000	GASKET SET FCR-MX KEIHIN	1

087733110 / C087733110

\* NEW PART

X AS REQUIRED

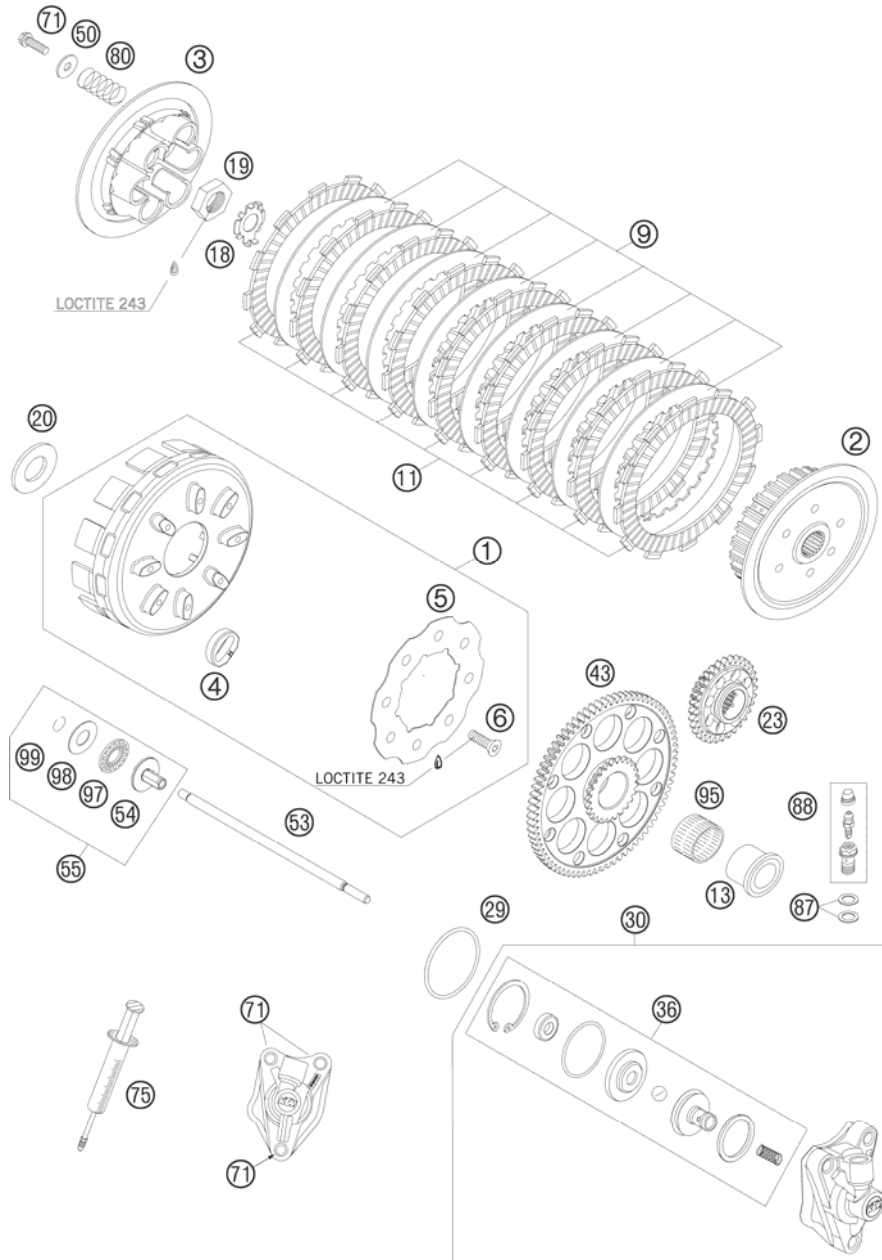


FIG	PART NUMBER	DESCRIPTION	QTY
1*	SXS08450030	OUTER CLUTCH HUB MILLED HINSON	1
2*	SXS08450040	INNER CLUTCH HUB	1
3	77332003000	PRESSURE PLATE	1
4*	SXS08450031	DAMPING RUBBER	1
5*	SXS08450032	RETAINING PLATE	08
6*	SXS08450033	FLAT HEAD SCREW	8
9	77332010000	INTERMEDI. DISC STEEL	8
11	77332011000	LINING DISC 3,0MM	9
13	77332015100	INNER RING	1
18	77332018000	RETAINING PLATE	1
19	0936181505	HEXAGON NUT DIN0936-M18X1,5 R.	1
20	77332017100	WASHER 21,7X38X4	07
23	77332023177	PRIMARY GEAR CPL.	07
29	0770380020	O-RING 38,00X2,00 NBR 70 SH	1
30	77332061044	OUTPUT CYLINDER CPL.	1
36	77332066000	PISTON CPL.	1
43*	77332024074	* CLUTCH WHEEL T=74	07
50	50232050000	WASHER 6,2X18X2	07
53	77332054100	PUSH ROD	07
54	77332057100	PRESSURE PIECE	1
55	77332057144	PRESSURE PIECE CPL.	1
71	0015060253	HH COLLAR SCREW M 6X25 WS=8	9
75	50329050000	VENT INJEKTION HYDR. CLUTCH	1
80	77332005000	CLUTCH SPRING	6
87	42013226000	CU-SEAL RING DIN7603-10X16X1	2
88	54813020000	BLEEDER HOLLOW SCREW M10X1	1
95	56532095000	NEEDLE BEARING K26X30X22ZW.KSE	1
97	54637097200	AXIAL NEEDLE BEARING AXK 1226	1
98	54637098200	AXIAL WASHER AS1226 12X26X1	1
99	0993012000	CIRCLIP DIN7993-RW12	1

08SXS3210 / C08SXS3210

\* NEW PART

X AS REQUIRED

# TRANSMISSION I - MAIN SHAFT

450 SXS-F 2008

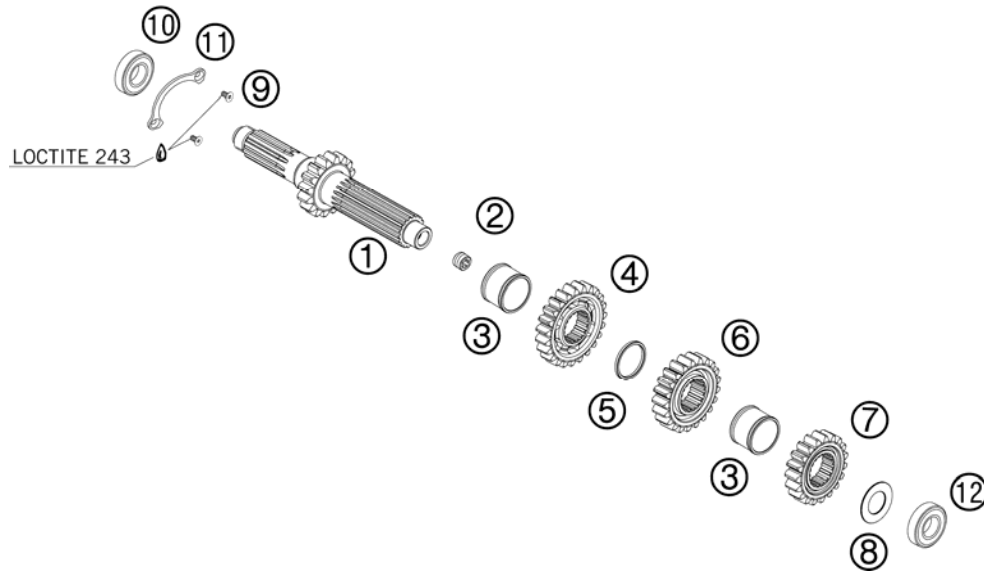


FIG	PART NUMBER	DESCRIPTION	QTY
1	77333201100	MAIN SHAFT	1
2	77333001160	GUIDE BUSHING	1
3	77333252921	SPACER SLEEVE 25X29X21,2	2
4	77333204100	SOLID GEAR 4.G 23Z	1
5	77333252924	SPACER BUSHING 25X29X2,4	1
6	77333203100	SOLID GEAR 3.G 21Z	1
7	77333202100	SOLID GEAR 2.G. 19Z	1
8	77333244300	STOP DISC 32X17X1	1
9	0019050103	INT. TORX FLAT HEAD M 5X10 8.8	2
10	0625062054	BALL BEARING 6205 C3 NTN	1
11	77333022100	BUSHING RETAINING PLATE	1
12	0625062036	BALL BEARING 6203 RSH C3	1

087733332 / C087733330

\* NEW PART

X AS REQUIRED

# TRANSMISSION II - COUNTERSHAFT

450 SXS-F 2008



FIG	PART NUMBER	DESCRIPTION	QTY
1	77333243100	STOP DISC 32X17X2,2	1
2	77333244200	STOP DISC 35X25X1	1
3	77333211100	IDLER GEAR 1ST G 32-T	1
4	0405222613	NEEDLE BEAR. K 22X26X13 TN	4
5	0471250120	CIRCLIP DIN0471-25X1,2	4
7	77333214100	IDLER GEAR 4 G 26-T	1
8	77333213100	IDLER GEAR 3 G 28-T	1
9	0471170015	CIRCLIP DIN 0471-17X1, 5	1
10	77333212100	IDLER GEAR 2 G 30-T	1
11	77333210100	COUNTERSHAFT	1
12	0019050103	INT. TORX FLAT HEAD M 5X10 8.8	4
13	77333024100	BUSHING RETAINING PLATE	1
14	0625062036	BALL BEARING 6203 RSH C3	1
15	0402255215	CYL.ROLLER BEARING NUP205E C3	1
16	0760354771	SHAFT SEAL RING 35X47X7 TC	1
17	0770250015	O-RING 25,00X1,50 NBR 70	1
18	77333219000	SPACER BUSHING	1
19	50033029013	SPROCKET 13-T	x
19	50033029014	SPROCKET 14-T	1
19	50033029015	SPROCKET 15-T	x
20	59033034044	SCREW+SPRING WASHER	1
21	77334205000	SHIFT RING	2

087733362 / C087733360

\* NEW PART

X AS REQUIRED

# SHIFTING MECHANISM

450 SXS-F 2008

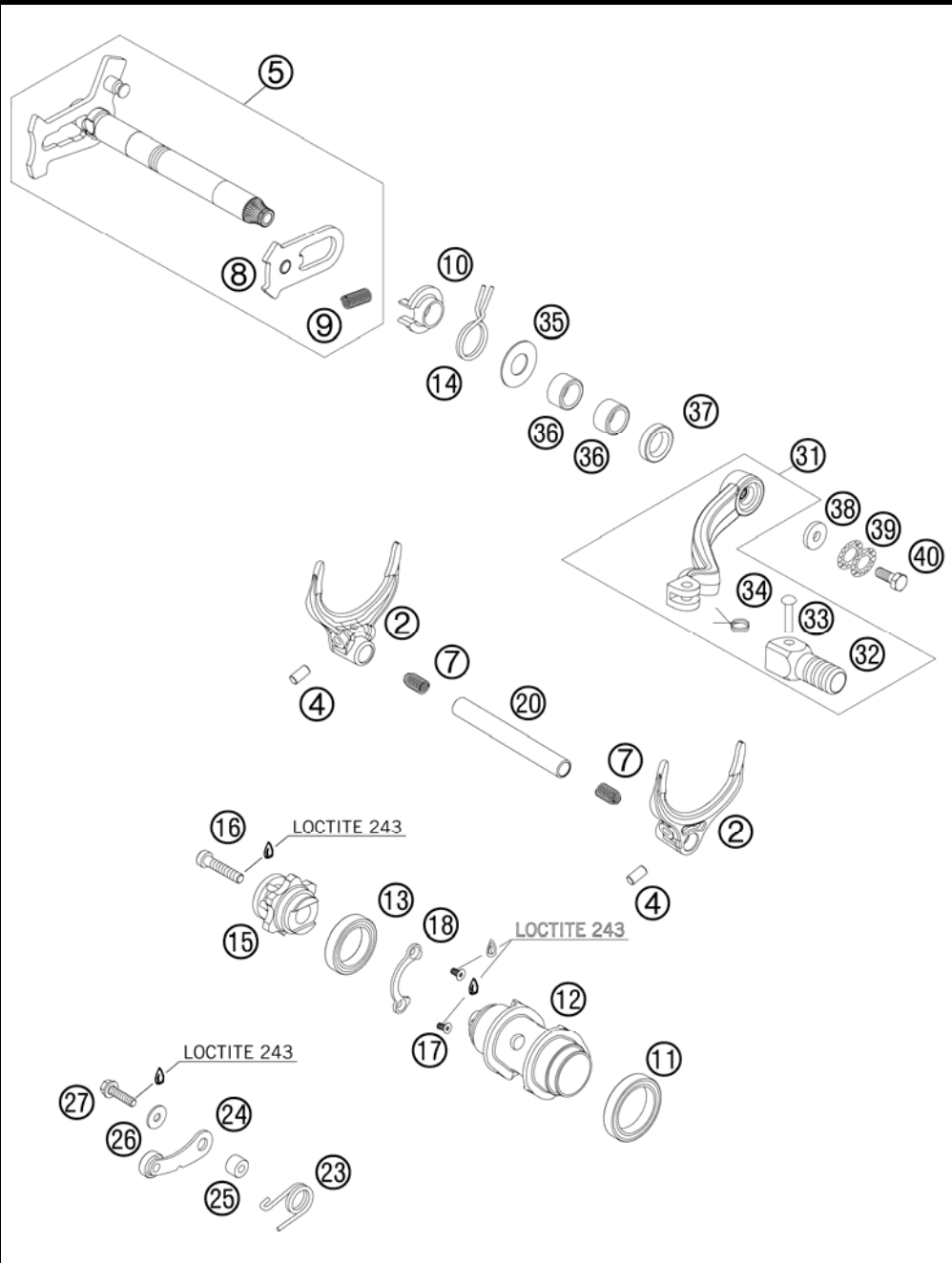


FIG	PART NUMBER	DESCRIPTION	QTY
2	77334203100	SHIFTING FORK	2
4	0402060120	CYLINDER ROLLER 6X12	2
5	77334005044	SHIFT SHAFT CPL. 07	1
7	58038023200	PRESSURE SPRING 0,9MM	2
8	54634008044	SLIDING PLATE CPL.	1
9	56534013100	TENSIONING SPRING 0,8MM	1
10	54634020000	SPRING GUIDE	1
11	0625061806	BALL BEARING 61806	1
12	77334212200	SHIFT ROLLER 4G 60.5 07	1
13	0625068050	BALL BEARING 6805 C4 NTN JAPAN	1
14	54834014000	RETURN SPRING 03	1
15	77334015000	SHIFT LOCATING DRUM CPL.	1
16	0012060303	AH SCREW DIN6912 M6X30 8.8	1
17	0019050103	INT. TORX FLAT HEAD M 5X10 8.8	2
18	77334090000	BUSHING RETAINING PLATE	1
20	77334020000	SHIFT RAIL	1
23	60034023000	ARRESTING LEVER SPRING 03	1
24	50334024144	LOCATING LEVER CPL. 08	1
25	54634052300	SLEEVE FOR LOCKING LEVER	1
26	0021050003	WASHER DIN9021-A 5,3	1
27	0015050203	HH COLLAR SCREW M 5X20 WS=8	1
31	54734031000	SHIFT LEVER CPL. 2-STROKE 2001	1
32	54634131000	STEP PLATE FOR SHIFT LEVER 250	1
33	54634031050	BOLT 6X25 FOR SHIFT LEVER	1
34	54634032100	SHIFTING LEVER SPRING 250	1
35	54634050000	STOP DISK 14X30X1	1
36	54632095000	NEEDLE BEAR.HK 1412 14X20X12	2
37	0760142460	SHAFT SEAL RING 14X24X6 B	1
38	50232050001	STEEL WASHER 6,4X17X3	1
39	50233041000	PAIR OF WASHERS M 6 NORDLOCK	1
40	0933060165	HH SCREW DIN0933-M 6X16 10.9	1

087733410 / C087733410

\* NEW PART

X AS REQUIRED



# WATER PUMP

450 SXS-F 2008

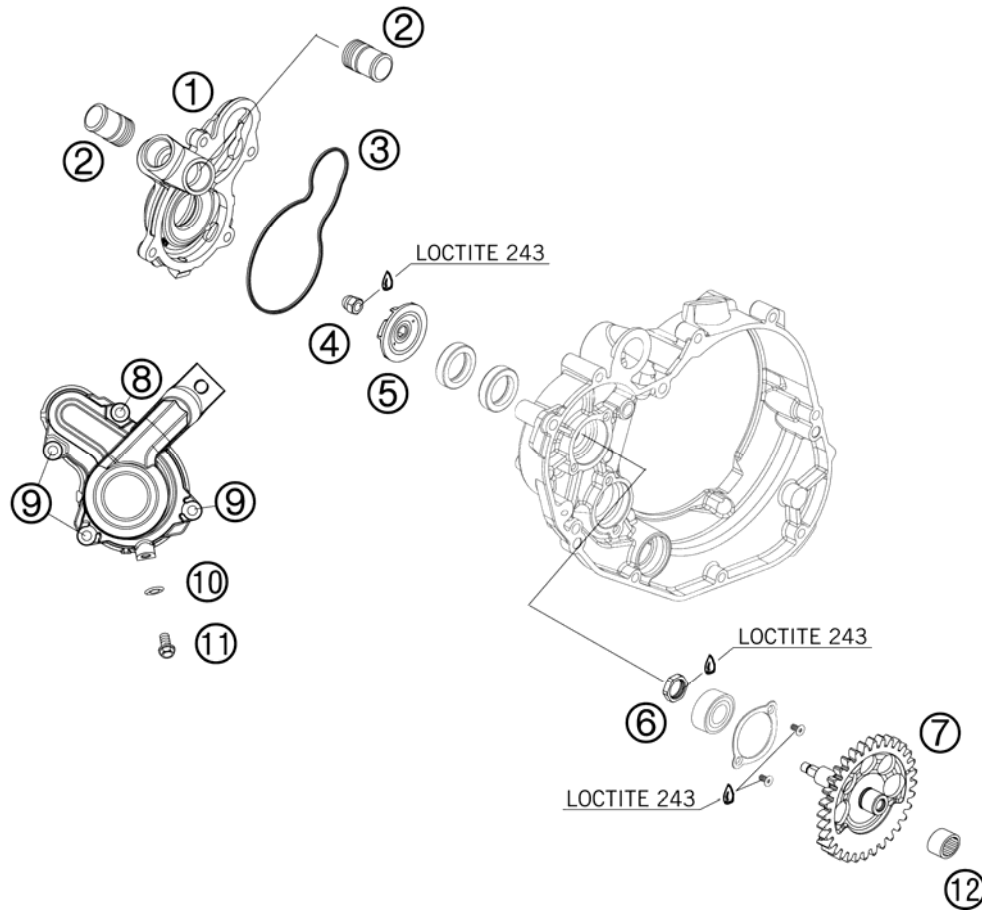


FIG	PART NUMBER	DESCRIPTION	QTY
1	77335052100	WATER-PUMP COVER 07	1
2	58030010200	SCREW IN NOZZLE M20X1,5	2
3	77335053000	WATER-PUMP GASKET 06	1
4	0587060000	CAP NUT M6 DIN1587 02	1
5	77335055100	WATER-PUMP WHEEL 07	1
6	77330056050	NUT M14 X 1 FOR BALANCER . 06	1
7*	SXS08450045	BALANCER GEAR KS 32-T 08	1
8	0015060553	HH COLLAR SCREW M 6X55 WS=8	1
9	0015060163	HH COLLAR SCREW M 6X16 WS=8	3
10	0603061001	CU-SEAL RING DIN7603-6X10X1	1
11	0015060103	HH COLLAR SCREW M 6X10 WS=8	1
12	77335050050	NEEDLE BEARING RNA 4900	1

087733510 / C08SXS3510

\* NEW PART

X AS REQUIRED

# COOLING SYSTEM

450 SXS-F 2008

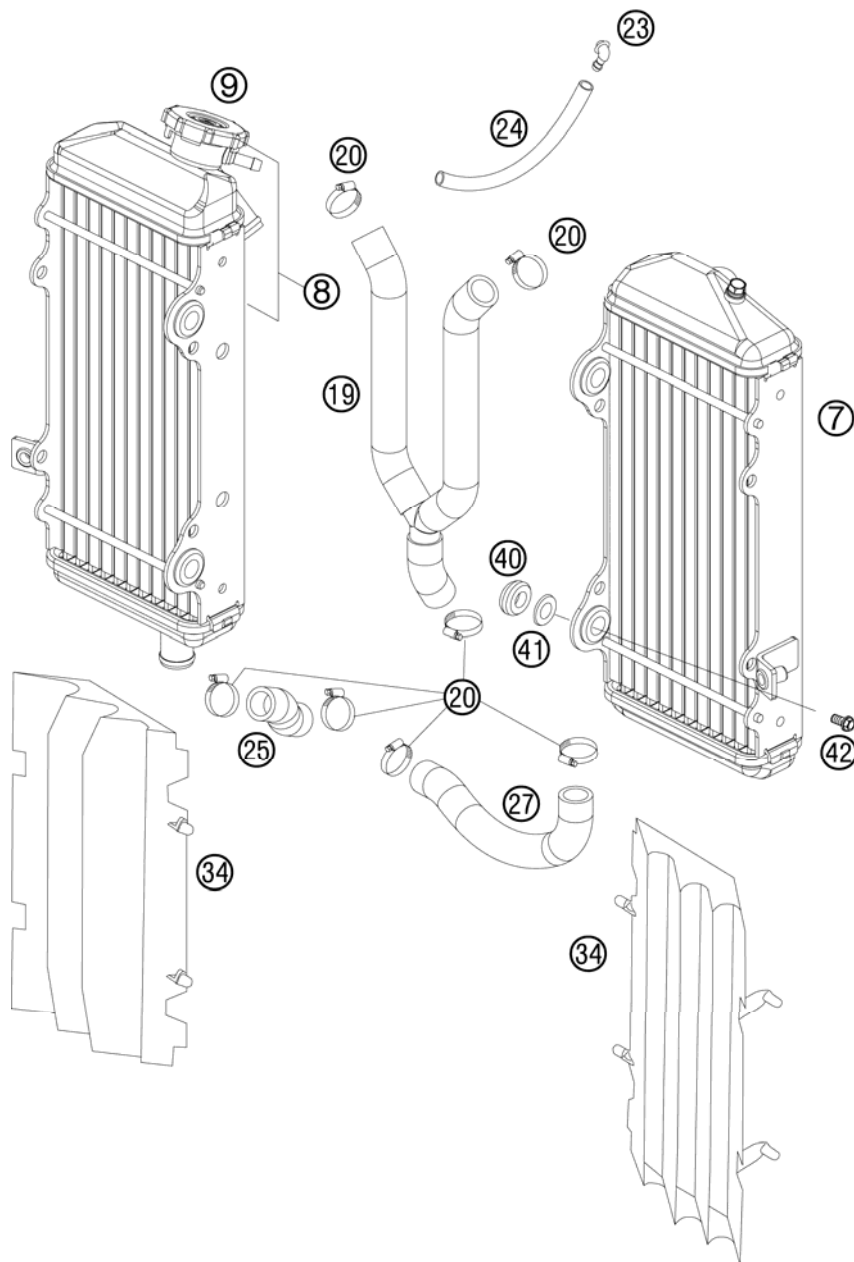


FIG	PART NUMBER	DESCRIPTION	QTY
7*	SXS08450600	RADIATOR L/S 'VW 1643'	08
8*	SXS08450601	RADIATOR R/S 'VW 1643'	08
9	77335016000	RADIATOR CAP SMALL 1,8 BAR	1
19*	SXS08450610	RADIATOR HOSE CPL.	08
20	10001020000	HOSE CLAMP GEMI 16-27	7
23	50303089000	ANGEL PIECE '97	1
24	31007107001	PVC-HOSE 6X9 MM PER METER	x
25	77335027000	RADIATOR HOSE R/S	1
27	77335025000	RADIATOR HOSE L/S	1
34*	5903504000030	RADIAT. PROTECT. RAC. BLACK 06	2
40	41001052000	RUBBER SLEEVE D=12MM	4
41*	77335001000	WASHER FOR RADIATOR	08
42*	0023060123	COLLAR SCREW M6X12	TX

08SXS3530 / C08SXS3530

\* NEW PART

X AS REQUIRED

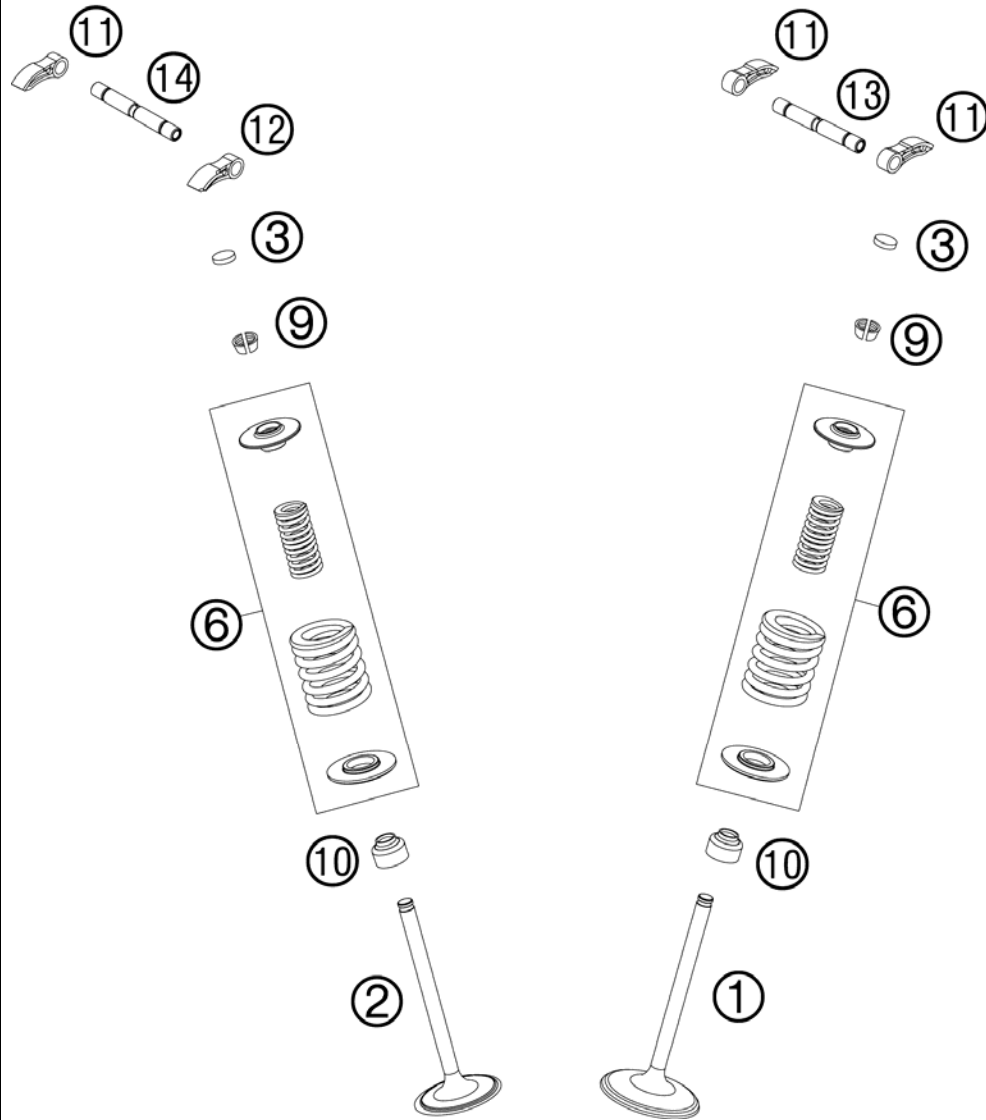


FIG	PART NUMBER	DESCRIPTION		QTY
1	77336030200	INTAKE VALVE	07	2
2	77336031200	EXHAUST VALVE	07	2
3	77036035172	SHIM D=8,9/1,72		X
3	77036035176	SHIM D=8,9/1,76		X
3	77036035180	SHIM D=8,9/1,80		X
3	77036035184	SHIM D=8,9/1,84		X
3	77036035188	SHIM D=8,9/1,88		X
3	77036035192	SHIM D=8,9/1,92		X
3	77036035196	SHIM D=8,9/1,96		X
3	77036035200	SHIM D=8,9/2,00		X
3	77036035204	SHIM D=8,9/2,04		X
3	77036035208	SHIM D=8,9/2,08		X
3	77036035212	SHIM D=8,9/2,12		X
3	77036035216	SHIM D=8,9/2,16		X
3	77036035220	SHIM D=8,9/2,20		X
3	77036035224	SHIM D=8,9/2,24		X
3	77036035228	SHIM D=8,9/2,28		X
3	77036035232	SHIM D=8,9/2,32		X
3	77036035236	SHIM D=8,9/2,36		X
3	77036035240	SHIM D=8,9/2,40		X
3	77036035244	SHIM D=8,9/2,44		X
3	77036035248	SHIM D=8,9/2,48		X
3	77036035252	SHIM D=8,9/2,52		X
3	77036035256	SHIM D=8,9/2,56		X
3	77036035260	SHIM D=8,9/2,60		X
6	77336028044	VALVE SPRING KIT		4
9	77336033100	VALVE COLLET	07	8
10	59036027000	VALVE-STEM SEALING RACING		4
11	77336060100	VALVE LEVER		3
12	77336160000	VALVE LEVER		1
13	77336056000	INTAKE VALVE LEVER SHAFT		1
14	77336057000	EXHAUST VALVE LEVER SHAFT		1

087733610 / C087733610

\* NEW PART

X AS REQUIRED

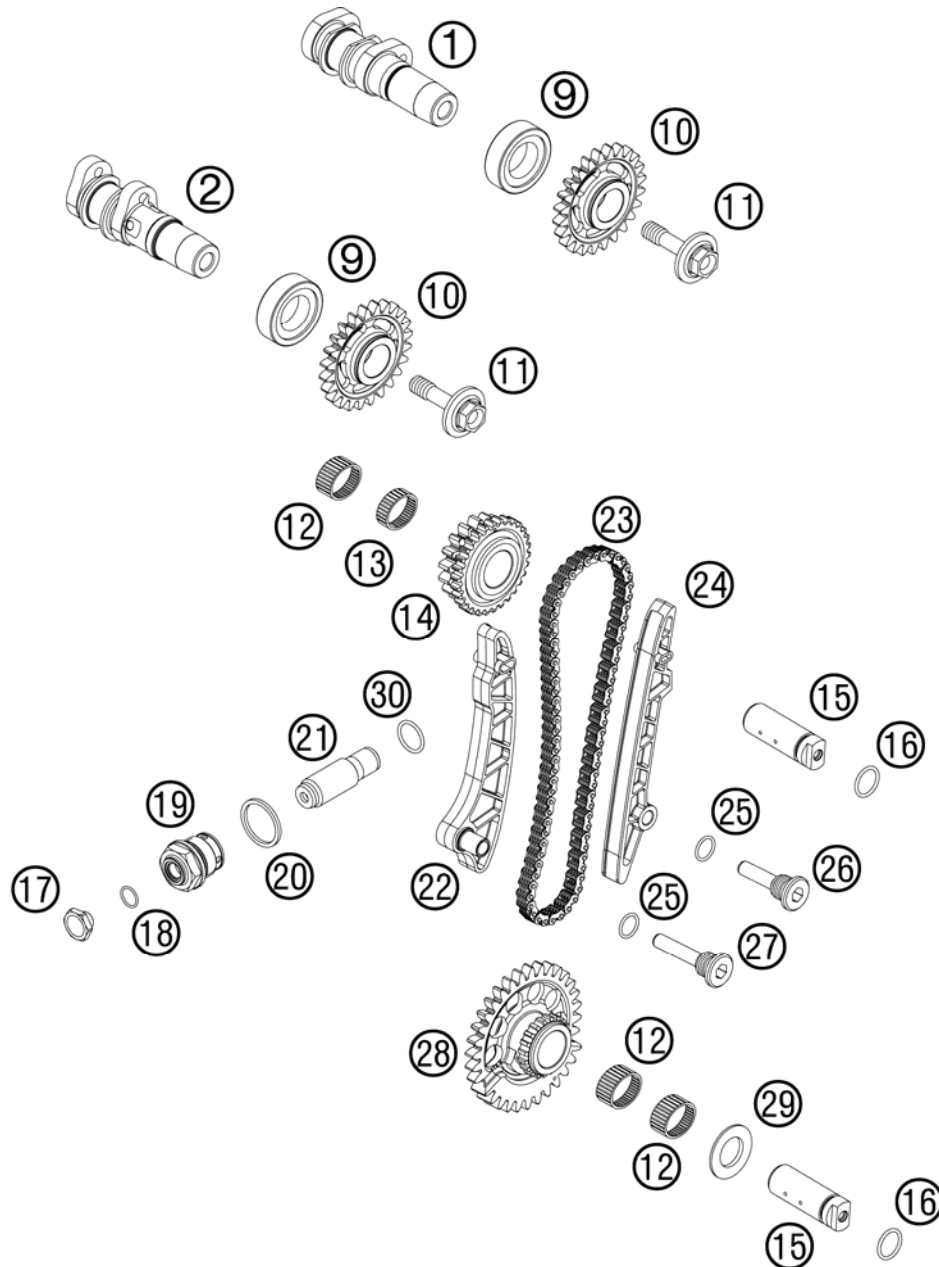


FIG	PART NUMBER	DESCRIPTION	QTY
1	77336009100	CAMSHAFT INTAKT 07	1
2*	77336010344	CAMSHAFT EXHAUST CPL. 08	1
9	0402174012	CYL.ROLL BEARING RNU203ETVP2	2
10	77336011000	CAMSHAFT GEAR 07	2
11	77336076000	COLLAR SCREW M10X1X39	2
12	0405182213	NEEDLE BEAR K 18X22X13	3
13	0405182210	NEEDLE BEARING K 18X22X10 02	1
14	77336070177	DOUBLE GEAR W.CPL. Z18/Z30 07	1
15	77336075100	AXLE FOR TIMING VALVE 06	2
16	0770015018	O-RING 15,00X1,80	2
17	77336008010	HOLDING BOLT	1
18	0770010010	O-RING 10,00X1,00 NBR 70 SH	1
19	77336008000	HOLDING BOLT M24X1,5	1
20	0603242920	CU SEAL-RING DIN7603 A24X29X2	1
21	77036003000	CHAIN ADJUSTER HYD. 05	1
22	77336002177	TENSIONER RAIL CPL. 07	1
23	77336013100	TIMING CHAIN 07	1
24	77336001100	GUIDE RAIL 07	1
25	0770012015	O-RING 12,00X1,50 NBR	2
26	77336091000	BUSHING SCREW	1
27	77336091100	BUSHING SCREW	1
28*	SXS08450046	BALANCER GEAR	1
29	77330058000	STOP DISC 18/32/1,4/2,7	1
30	0770180020	O-RING 18,00X2,00 NBR 70	1

087733620 / C08SXS3620

\* NEW PART

X AS REQUIRED

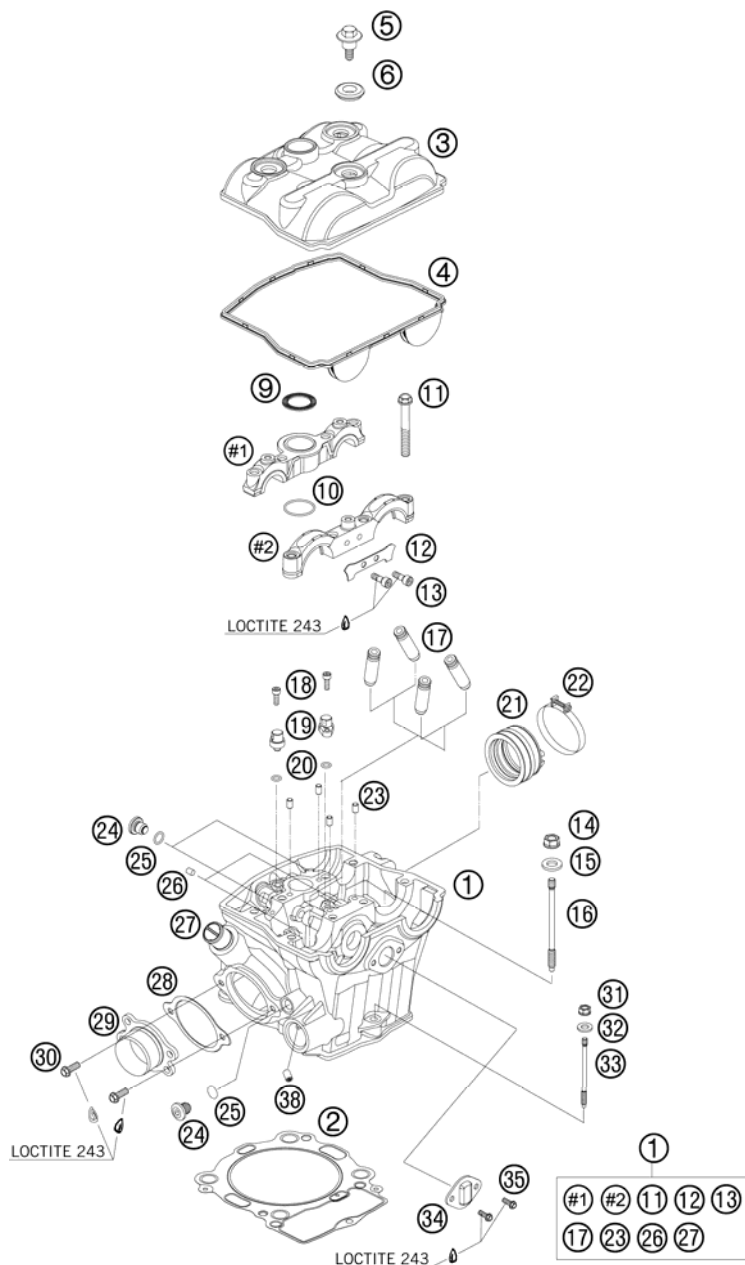


FIG	PART NUMBER	DESCRIPTION	QTY
1	77336020044	CYLINDER HEAD CPL.	1
2	77330036000	CYL. HEAD GASKET S=0,5 06	1
3	77336052100	VALVE COVER	1
4	77336053000	VALVE COVER GASKET	1
5	77336054150	VALVE COVER SCREW	3
6	77036054050	RUBBER GASKET FOR SCREW 05	3
9	77336053050	GASKET SPARK-PLUG SHAFT	1
10	0770250015	O-RING 25,00X1,50 NBR 70	1
11	77330067038	COLLAR SCREW M7X1X38	8
12	77336020040	BUSHING HOLDER	1
13	0912050103	AH SCREW DIN0912-M 5X10	2
14	77336088110	COLLAR NUT M10X1,25 SW13	4
15	77336089010	WASHER 19X10,5X2,5	4
16	77330044000	STUD SCREW M10	4
17	77336025100	VALVE GUIDE	4
18	0912040123	AH SCREW DIN0912-M 4X12	2
19	77338046000	OIL JET	2
20	0770060015	O-RING 1,5x6	2
21	59036044200	INTAKE BOOT 525 06	1
22	59030061100	HOSE CLAMP GEMI 56MM 03	1
23	0402050080	CYLINDER ROLLER ZRO 5X8	4
24	77336056095	SCREW PLUG	3
25	0770090015	O-RING 9X1,5 NBR	3
26	59030196000	PLUG 00	2
27	58030010200	SCREW IN NOZZLE M20X1,5	1
28	77336041000	GASKET EXHAUST FLANGE	1
29	SXS07450506	EXHAUST FLANGE CPL. 06	1
30	0015060203	HH COLLAR SCREW M 6X20 WS=8	2
31	77336088106	COLLAR NUT M6X1 SW8	1
32	0125060003	WASHER DIN0125-A 6,4	1
33	77330043000	STUD SCREW M6	1
34	77336075050	RETAINING PLATE	1
35	0015050103	HH COLLAR SCREW M 5X10 WS=8	1
38	77338029012	THROTTLE M6X10X0,6	1

08SXS3630 / C08SXS3630

\* NEW PART

X AS REQUIRED

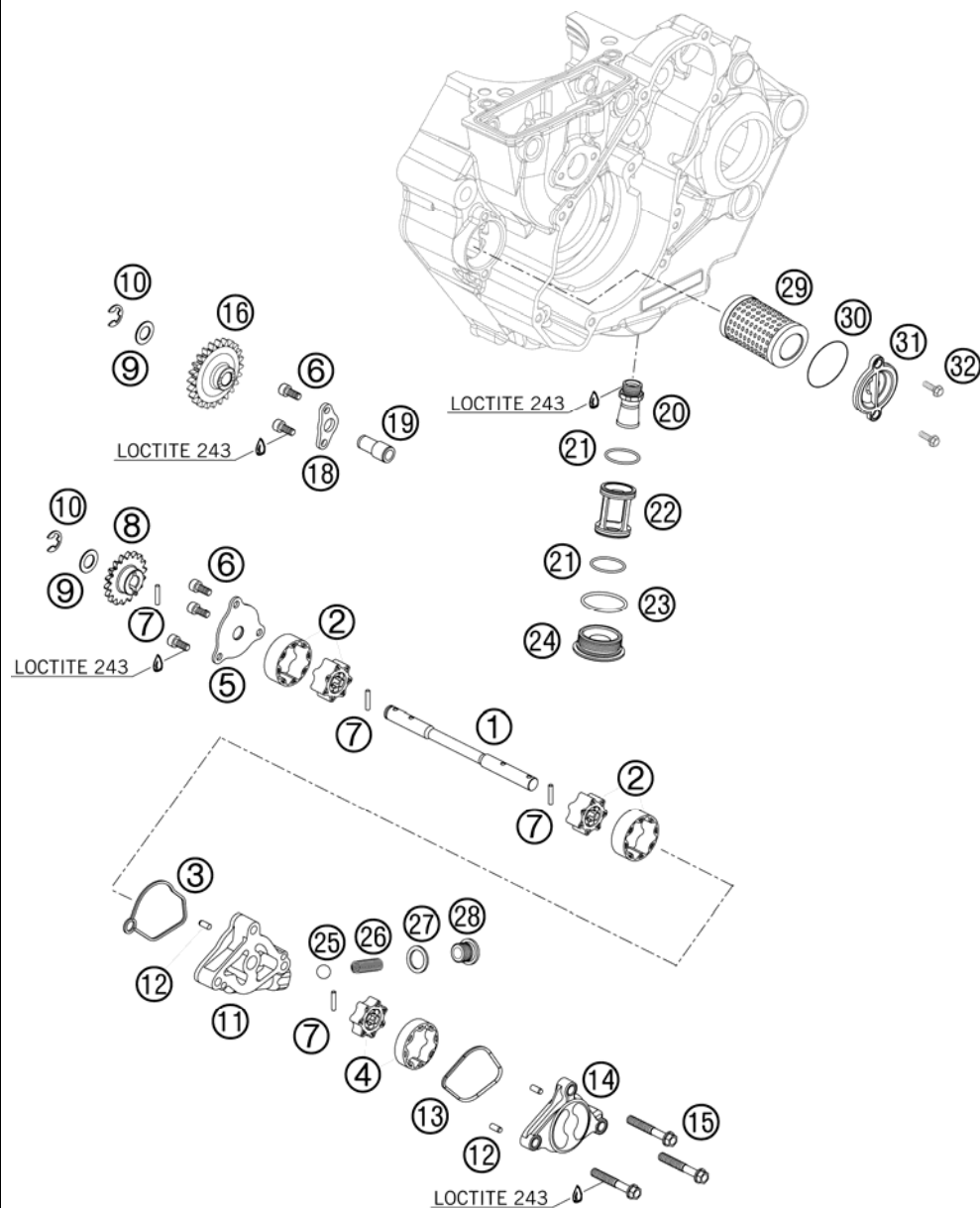


FIG	PART NUMBER	DESCRIPTION	QTY
1	77338002000	OIL PUMP SHAFT	1
2	77338107000	SUCTION PUMP	2
3	77338012000	GASKET PRESSURE PUMP CASE	1
4	77338207000	PRESSURE PUMP	1
5	77338004100	PUMP COVER 07	1
6	0912050123	AH SCREW DIN0912-M 5X12	5
7	0402031580	NEEDLE ROLLER DIN5402 3X15,8	4
8	77338001000	OIL PUMP GEAR 18-T	1
9	77338023000	WASHER 10,2X18X1	2
10	07990800000	TAB WASHER DIN6799 RS8	2
11	77338010100	PRESSURE PUMP CASE	1
12	0402040980	NEEDLE ROL.DIN5402 NRB 4X9,8	3
13	77338112000	GASKET PRESSURE PUMP COVER	1
14	77338013100	PRESSURE PUMP COVER	1
15	0015060403	HH COLLAR SCREW M 6X40 WS=8	3
16	77338000050	OILPUMP IDLER GEAR 24-T.	1
17	0405101310	NEEDLE BEARING K 10X13X10 02	1
18	77338061050	LOCK WASHER BEARING BOLT	1
19	77338061000	BEARING BOLT	1
20	77338022000	OIL INTAKE SNORKEL	1
21	0770023015	O-RING 23,00X1,50 NBR 70	2
22	77338016100	OIL SCREEN CPL.	1
23	0770300020	O-RING 30X2,0 FPM	1
24	77338019100	PLUG SCREW	1
25	0401100000	BALL D=10 DIN 5401	1
26	77338026100	COIL SPRING	1
27	0603142016	CU-SEAL RING 14X20X1,5 LC8 02	1
28	60038033050	PLUG SCREW M14X1,5 ALU AH	1
29	77338005100	OIL FILTER	1
30	0770034015	O-RING 34X1,5 VITON	1
31	77338041100	OIL FILTER COVER	1
32	0015060163	HH COLLAR SCREW M 6X16 WS=8	2

087733810 / C087733810

\* NEW PART

X AS REQUIRED

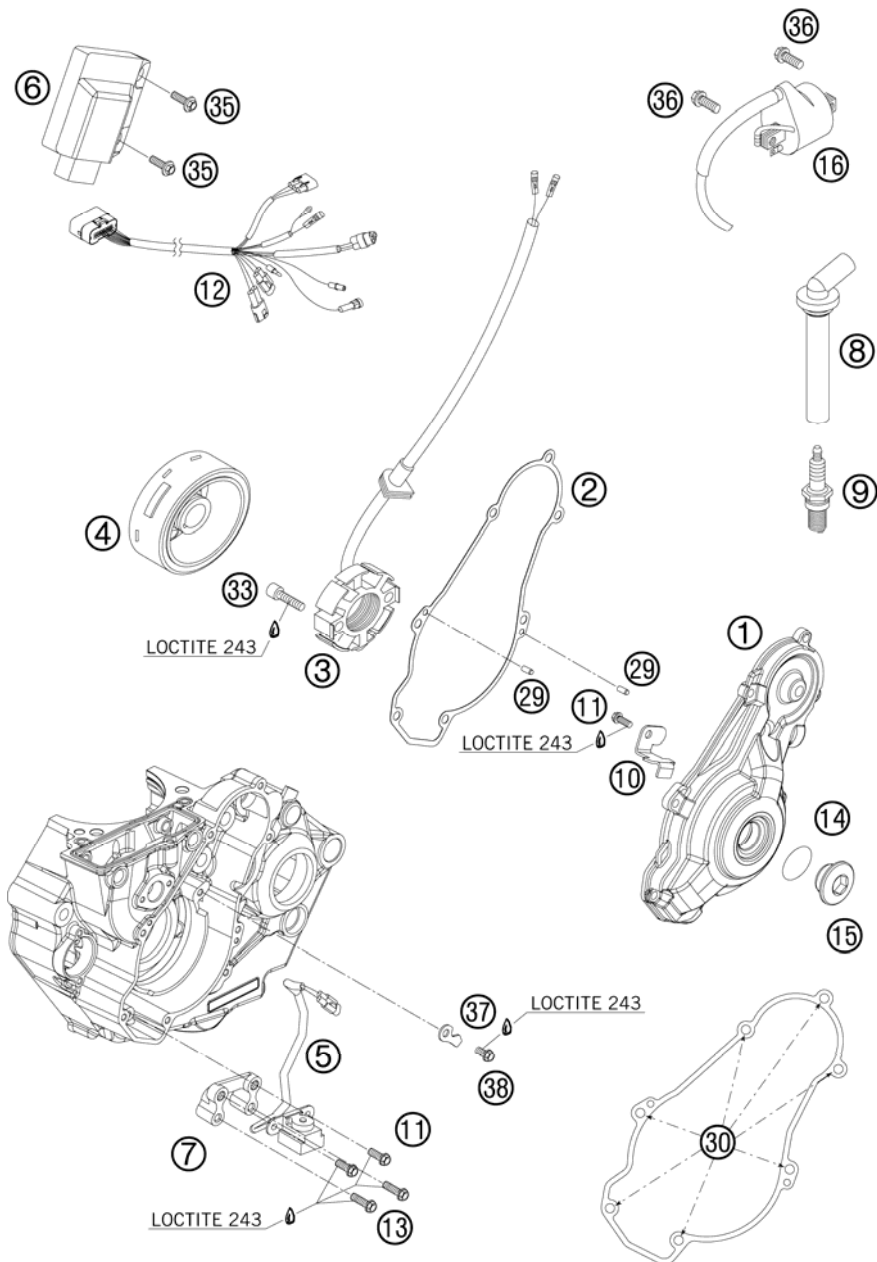


FIG	PART NUMBER	DESCRIPTION	QTY
1	77330002100	IGNITION COVER	1
2	77330040100	IGNITION COVER GASKET	1
3	77339004000	STATOR SX	06
4	77039005000	FLYWHEEL	05
5	77339034000	PULSER COIL KOKUSAN "PU5165"	1
6	77339031100	CDI UNIT KOKUSAN 450 SXS-F 07	1
7	77339035100	ADAPTER PULSER COIL	1
8	77339090000	SPARK PLUG NGK-XD05EMGK	1
9	77039093000	SPARK PLUG NGK CR9EKB '05	1
10	77330002050	WIRE RETAINING BRACKET	1
11	0015050103	HH COLLAR SCREW M 5X10 WS=8	3
12	77339032000	WIRING HARNESS FOR CDI-BOX	1
13	0015050253	HH COLLAR SCREW M 5X25 WS=8	2
14	0770220020	O-RING 22,00X2,00 B70	1
15	6003009400030	SCREW PLUG M24X1,5 PA 6.6	1
16	59039006000	IGNITIONCOIL KOKUSAN 4K3-A/B	1
29	0402040980	NEEDLE ROL.DIN5402 NRB 4X9,8	2
30	0015060203	HH COLLAR SCREW M 6X20 WS=8	7
33	0912050253	AH SCREW DIN0912-M 5X25	2
35*	0024060206	HH COLLAR SCREW M6X20 TX30	2
36*	0025060166	HH COLLAR SCREW M6X16 TX30	2
37	77340097100	RETAINING PLATE F.PICKUPCABEL	1
38	0015060163	HH COLLAR SCREW M 6X16 WS=8	1

087733910 / C08SXS3912

\* NEW PART

X AS REQUIRED

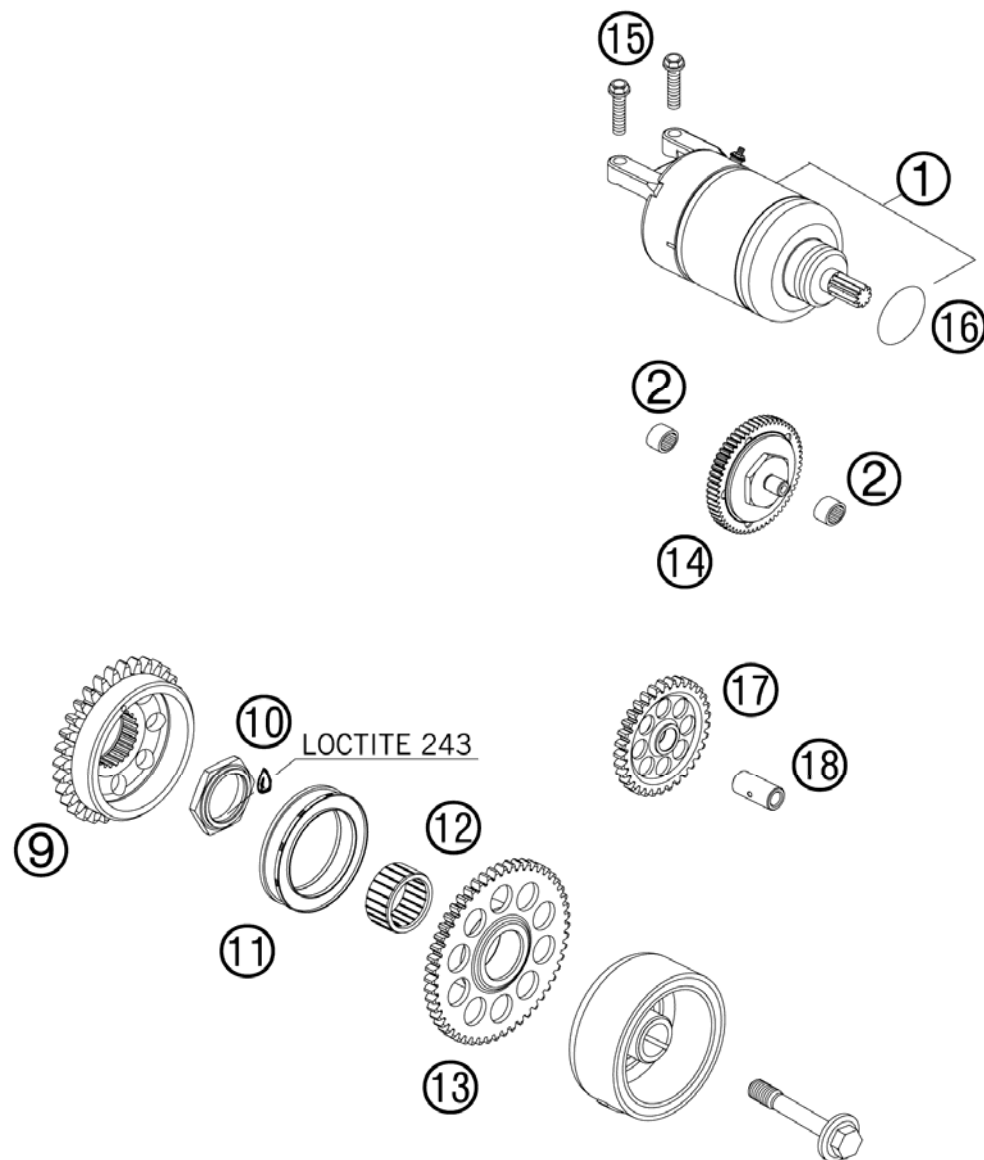


FIG	PART NUMBER	DESCRIPTION	QTY
1	77340001000	E-STARTER ENGINE CPL. 07	1
2	0618081210	NEEDLE BUSH HK 0810 DIN 618	2
9*	SXS08450044	DRIVE WHEEL AGZR KS Z=32	1
10	77330029000	COLLAR NUT M27X1	1
11	H25015301	FREE WHEEL CLUTCH MECHANISM 97	1
12	0405253216	NEEDLE BEAR. K25X32X16	1
13	77340015100	STARTING GEAR Z=52	1
14	77340016000	TORQUE LIMITER CPL. 07	1
15	0015060253	HH COLLAR SCREW M 6X25 WS=8	2
16	0770250030	O-RING 25,00X3,00 NBR 70	1
17	77340022100	INTERMEDIATE STARTING GEAR	1
18	77340028000	BEARING BOLT	1

087734010 / C08SXS4010

\* NEW PART

X AS REQUIRED











KTM-Sportmotorcycle AG  
A-5230 Mattighofen  
[www.ktm.at](http://www.ktm.at)

KTM Group Partner



3CM089255HEN



Art.Nr.: 3CM089255HEN 12/2007