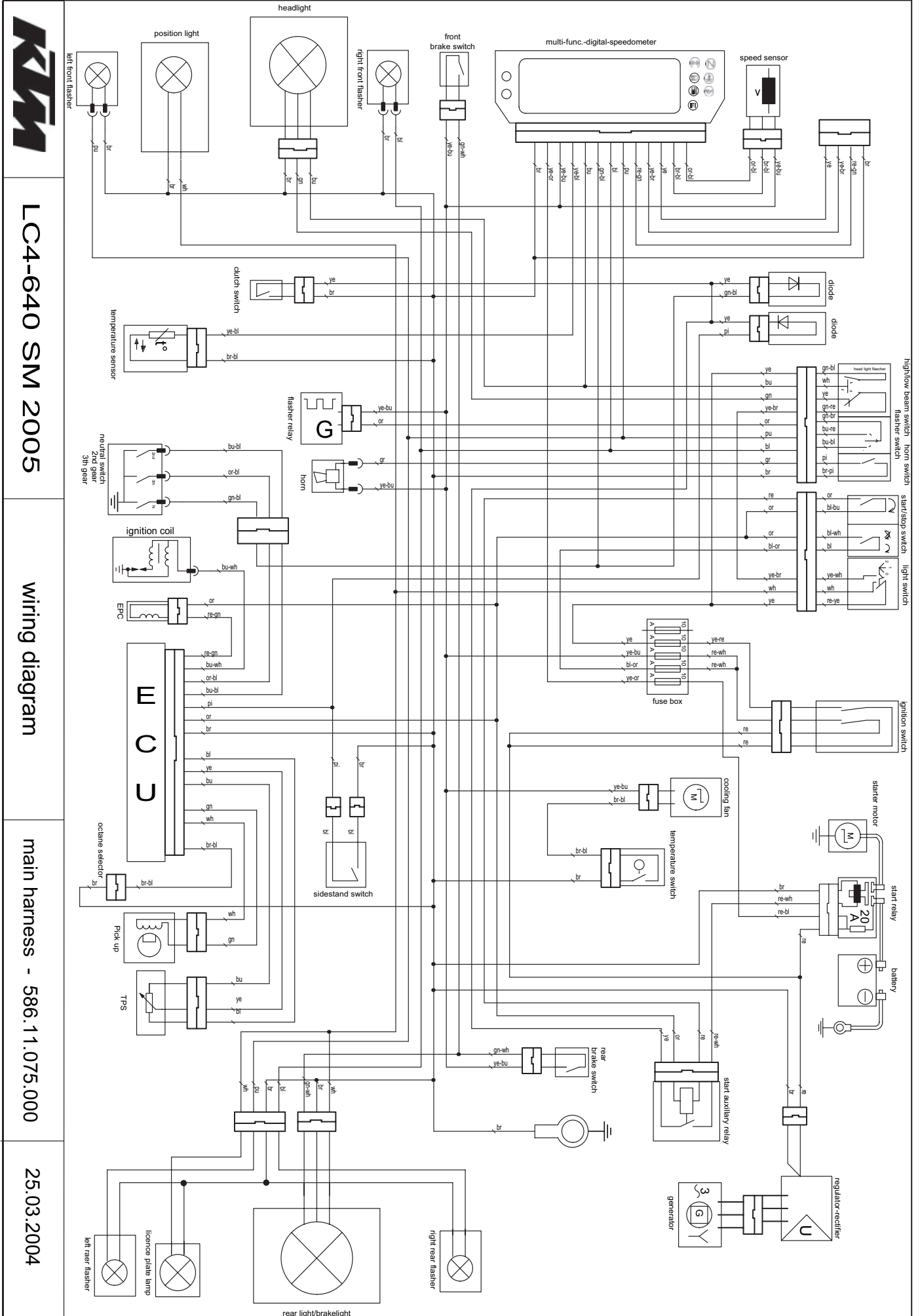


# SCHALTPLAN » WIRING DIAGRAM



LC4-640 SM 2005


wiring diagram

main harness - 586.11.075.000


25.03.2004

# SCHALTPLAN » WIRING DIAGRAMM


ignition switch

	r-w	r-w	y-r	r-w
ON 	●	●	●	●
OFF				
LOCKED				



brake switch

cable harness	gn-wh	ye-bu
cable switch	bl	bl
pushed 	●	●
unpushed		


sidestand switch

cable harness	br	pi
cable switch	bl	bl
folded up 	●	●
folded down		


high/low beam switch

cable harness	bu	gn	ye-br
cable switch	wh	ye	gn-re
LO 		●	●
HI 	●		●



clutch switch

switch position	ye	br
pulled 	●	●
unpulled		


horn switch

cable harness	gr	br
cable switch	pi	br-pi
HORN 	●	●
OFF		



flasher switch

cable harness	or	pu	bl
cable switch	gn-br	bu-re	bu-bl
TURN L 	●	●	
TURN R 	●	●	●
OFF			


passing light

cable harness	ye	bu
cable switch	gn-bl	wh
P. HORN 	●	●
OFF		


light switch

cable harness	ye-br	wh	ye
cable switch	ye-wh	wh	re-ye
LIGHT OFF			
P. LIGHT 	●	●	
LIGHT 	●	●	●

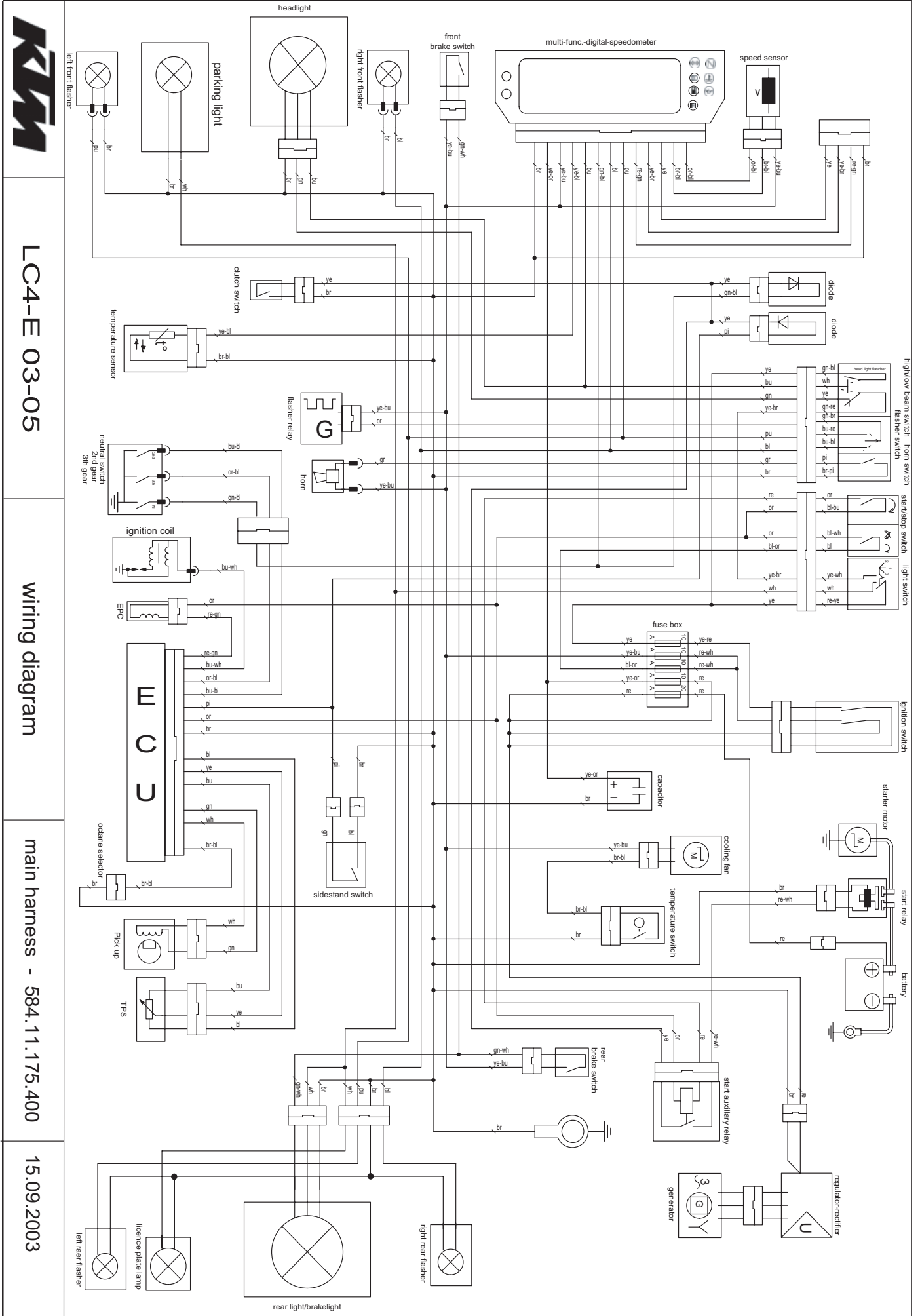
kill switch

cable harness	re	or
cable switch	or	bl-wh
RUN 	●	●
STOP		

start switch

cable harness	or	bl-or
cable switch	bl-bu	bl
START 	●	●
unpushed		

# SCHALTPLAN » WIRING DIAGRAM



LC4-E 03-05


wiring diagram

main harness - 584.11.175.400


15.09.2003

# SCHALTPLAN » WIRING DIAGRAMM


ignition switch

	r-w	r-w	r-w	o	y-r	r
ON 	●	●	●	●	●	●
OFF						
LOCKED						



brake switch

cable harness	gn-wh	ye-bu
cable switch	bl	bl
pushed 	●	●
unpushed		


sidestand switch

cable harness	br	pi	
cable switch	gn	bl	br
folded up 	●	●	
folded down			


high/low beam switch

cable harness	bu	gn	ye-br
cable switch	wh	ye	gn-re
LO 		●	●
HI 	●	●	



clutch switch

switch position	ye	br
pulled 	●	●
unpulled		


horn switch

cable harness	gr	br
cable switch	pi	br-pi
HORN 	●	●
OFF		



flasher switch

cable harness	or	pu	bl	gr	br
cable switch	gn-br	bu-re	bu-bl	pi	br-pi
TURN L 	●	●			
TURN R 	●	●	●		
OFF					


passing light

cable harness	ye	bu
cable switch	gn-bl	wh
P. HORN 	●	●
OFF		


light switch

cable harness	ye-br	wh	ye
cable switch	ye-wh	wh	re-ye
LIGHT OFF			
P. LIGHT 		●	●
LIGHT 	●	●	

kill switch

cable harness	re	or
cable switch	or	bl-wh
RUN 	●	●
STOP		

start switch

cable harness	or	bl-or
cable switch	bl-bu	bl
START 	●	●
unpushed		

# SCHALTPLAN » WIRING DIAGRAMM

ENGLISH	DEUTSCH	ITALIANO
headlight	Scheinwerfer	faro
parking light	Standlicht	luce di posizione
turn indic left fr	Blinker li vo	lampegg ant sn
turn indic left fr	Blinker re vo	lampegg ant dx
ignition controll ON	Zündungskontrolle ON	spiedicontrollo ON
high beam indicator	Fernlichtkontrolle	spia abbagliante
turn indicator	Blinkerkontrolle	spia lampeggiatori
multip cont plug (2)	2-Pol Stecker	connettore a 2 poli
multip cont plug (3)	3-Pol Stecker	connettore a 3 poli
multip cont plug (4)	4-Pol Stecker	connettore a 4 poli
stoplight switch f	Bremslichtsch vo	int luce arresto ant
stoplight switch r	Bremslichtsch vo	int luce arresto post
horn	Horn	clacson
turn indicator	Blinkgeber	trasmett di lampeg
CDI	CDI	CDI
spark plug	Zündkerze	candela
ignition coil	Zündspule	bobina d'accens
generator	Genrator	dinamo
pulser coil	Impulsgeber	trasmettitore d imp
regulator-rectifier	Regelgleichrichter	regol di tens
TPS	TPS	TPS
blink switch	Blinkerschalter	int lampeggiatori
combinat switch	Kombischalter	multicomando
blinker left rear	Blinker li hi	lampegg post sn
blinker right rear	blinker re hi	lampegg post dx
rear-stoplight	Brems-Schlusslicht	fanal post di freno
fan connection	Lüfteranschluss	connet ventilatore
licence pl lightning	Kennzeichenbel.	iluminat de targa
fusebox	Sicherungkasten	scatola fusibli
capacitor	Kondensator	condensatore
ground connection	Masseanschluss	collegam di masse
multip cont plug (6)	6-pol stecker	connettore a 6 poli
sensorcable	Sensorkabel	cavo sensor
battery 12V	Batterie 12V	batteria 12V
ignition switch	Zündschloss	interruttore accesion
starter relay	Startrelaise	rele d avviamento
starter engine	Startermotor	mot d avviamento ele
run-off/start switch	Start-Not-Aus	disinseritor/partire

CABLE COLOURS	KABELFARBEN	CAVO COLORATO
bl: black	bl: blau	bl: nero
ye: yellow	ye: gelb	ye: giallo
bu: blue	bu: blau	bu: blu
gn: green	gn: grün	gn: verde
re: red	re: rot	re: rosso
wh: white	wh: weiß	wh: bianco
br: brown	br: braun	br: marrone
or: orange	or: orange	or: arancione
pi: pink	pi: rosa	pi: rosa
gr: grey	gr: grau	gr: grigio
pu: purple	pu: violett	pu: violetto

ENGLISH	FRANCAIS	ESPANIOL
headlight	phare	faro
parking light	feu de position	luz de posicion
turn indic left fr	clignoteur av gauche	intermitene derecho delantero
turn indic left fr	clignoteur av droit	intermitene izquierdo delantero
ignition controll ON	temion ON	luces de aviso ON
high beam indicator	temoin feu route	lampara aviso luces largas
turn indicator	temoin de clignoteur	lampara aviso intermitentes
multip cont plug (2)	connect multiple (2)	conector multiple 2
multip cont plug (3)	connect multiple (3)	conector multiple 3
multip cont plug (4)	connect multiple (4)	conector multiple 4
stoplight switch f	contact de stop av	interr luz de freno del
stoplight switch r	contact Harr de stop	interr luz de fren tras
horn	klaxon	claxon
turn indicator	centrale clignot	conjunto del intermintente
CDI	CDI	CDI
spark plug	bougie	bujia
ignition coil	bobine d'allumage	bobina de encendido
generator	gnerateur	generador
pulser coil	capteur	generado de impusos
regulator-rectifier	regulat redresseur	regulador de tension
TPS	TPS	TPS
blink switch	contact d clignoteur	interruptor clignoteur
combinat switch	commodo	interruptor combinado
blinker left rear	clign arr gauche	intermitente izquierdo trasero
blinker right rear	clign arr droite	intermitente derecho trasero
rear-stoplight	feu arr et de stop	luz de freno trasero
fan connection	connect ventilateur	conector ventilador
licence pl lightning	ecl plaque d immat	luz lpaca de matricula
fusebox	boite a fusibles	caja de fusibles
capacitor	condensateur	condensador
ground connection	masse	conector de massa
multip cont plug (6)	connect multiple (6)	conecotr multiple (6)
sensorcable	capteur cable	sensor cable
battery 12V	batterie 12V	bateria 12V
ignition switch	contact d allum	llave de contata
starter relay	relaise de demarreur	rele de arranque
starter engine	demarreur electrique	motor de arranque
run-off/start switch	bout de demar/arr d urg	boton de arranque per de urg

CABLE COLOURS	COULEUR DE CABLE	COLOR DE CABLE
bl: black	bl: noir	bl: negro
ye: yellow	ye: jaune	ye: amarillo
bu: blue	bu: bleu	bu: azul
gn : green	gn: vert	gn: verde
re: red	re: rouge	re: rojo
wh: white	wh: blanc	wh: blanco
br: brown	br: brun	br: marron
or: orange	or: orange	or: naranja
pi: pink	pi: rose	pi: rosado
gr: grey	gr: gris	gr: gris
pu: purple	pu: violet	pu: violeta