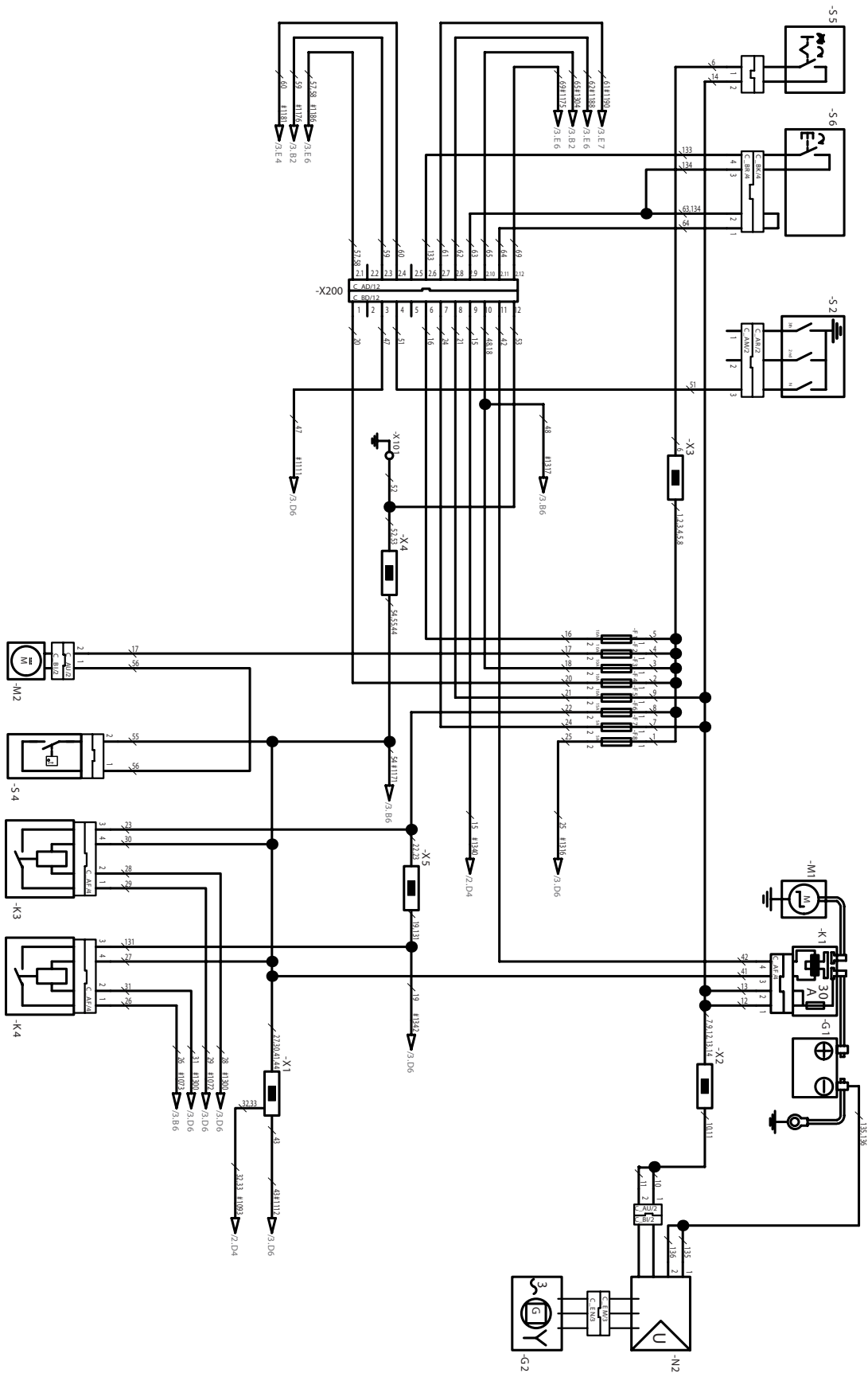


690 Rally Factory Replica 1 of 3



**Components:**

G1	Battery
G2	Generator
K1	Starter relay with main fuse
K3	High beam relay
K4	Low beam relay
M1	Starter motor
M2	Radiator fan
N1	Voltage regulator/rectifier
S2	Gear sensor switch
S4	Thermoswitch
S5	Ignition lock
S6	Electric starter button

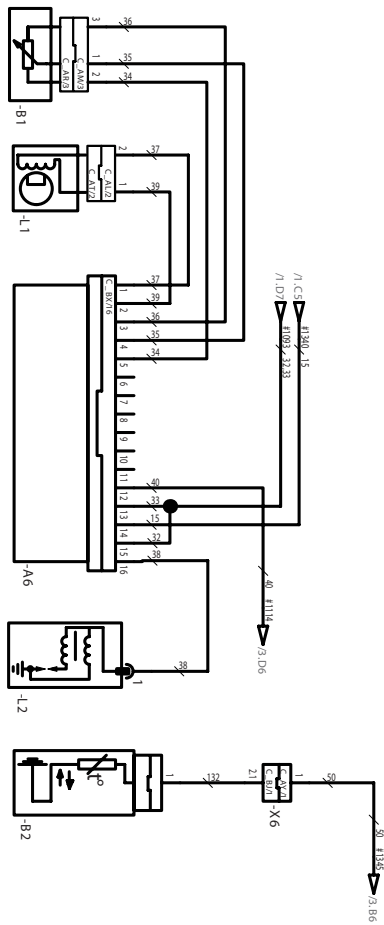
**Cable colors:**

1	Green
2	Green
3	Green
4	Green
5	Green
6	Green
7	Yellow-red
8	Green
9	Yellow-red
10	Yellow-red
11	Yellow-red
12	Yellow-red
13	Yellow-red
14	Yellow-red
15	Orange
16	Black-orange
17	White-black
18	yellow-blue
19	Yellow
20	Black-red
21	Gray
22	Yellow
23	Yellow
24	Green-red
25	White-yellow
26	Blue
27	Brown
28	Green-orange
29	Orange
30	Brown
31	Blue-orange
32	Brown
33	Brown
41	Brown
42	White-red
43	Brown
44	Brown
47	White-green

48	Yellow-blue
51	Black-yellow
52	Brown
53	Brown
54	Brown
55	Brown
56	Black
57	Black-red
58	Black-red
59	White-green
60	Black-green
61	Green-red
62	Pink
63	Orange
64	White-red
65	Yellow-blue
69	Brown
131	Yellow
133	Black-orange
134	Orange
135	Green
136	Green



690 Rally Factory Replica 2 of 3



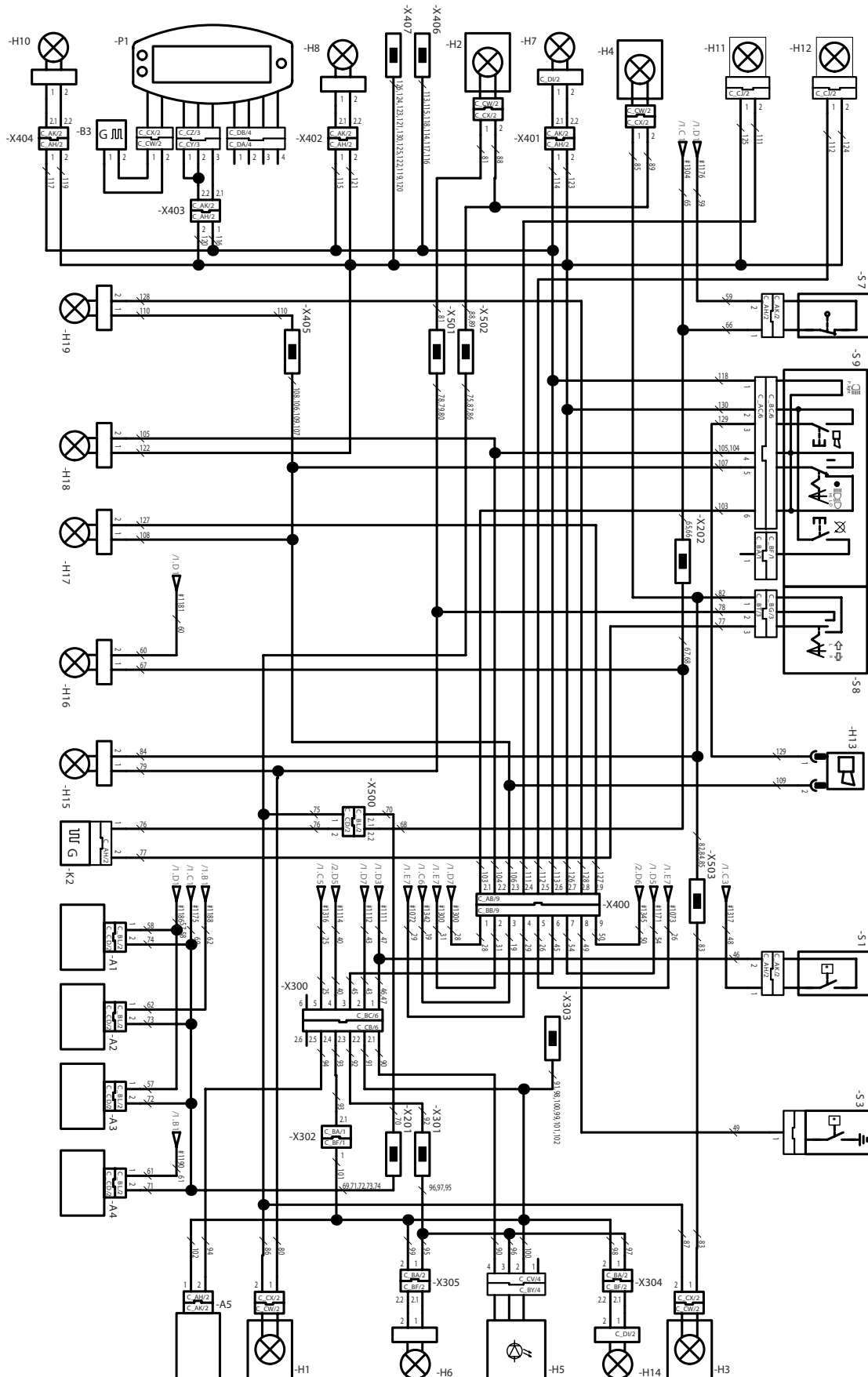
**Components:**

A6	CDI controller
B1	Throttle position sensor
B2	Temperature switch for indicator lamp
L1	Pulse generator
L2	Ignition coil

**Cable colors:**

15	Orange
32	Brown
33	Brown
34	Blue
35	Yellow
36	Black
37	Gray
38	black-blue
39	Gray
40	Black-brown
50	Black-yellow
132	Black-yellow

## 690 Rally Factory Replica 3 of 3



**Components:**

A1	<b>Roadbook</b>
A2	Not assigned
A3	Not assigned
A4	<b>GPS</b> (optional)
A5	<b>Iritrac</b> (optional)
B3	Wheel speed sensor
H1	Right rear flasher
H2	Left front flasher
H3	Left rear flasher
H4	Right front flasher
H5	Brake/tail light
H6	Additional rear light (optional)
H7	Parking light
H8	<b>ICO</b> Light (optional)
H10	<b>Roadbook</b> Light
H11	Low beam
H12	High beam
H13	Horn
H14	Additional rear light (optional)
H15	Flasher indicator light
H16	Idling speed indicator lamp
H17	Indicator lamp for the coolant temperature
H18	High beam indicator light
H19	Oil pressure indicator lamp
K2	Flasher relay
P1	Speedometer
S1	Rear brake light switch
S3	Oil pressure sensor
S7	Front brake light switch
S8	Flasher switch

**Cable colors:**

19	Yellow
25	White-yellow
26	Blue
28	Green-orange
29	Green
31	Blue-orange
40	Black-brown
43	Brown
45	White
46	White-green
47	White-green
48	Yellow-blue
49	Green-gray
50	Black-yellow
54	Brown
57	Black-red
58	Black-red
59	White-green
60	Black-green
61	Green-red



62	Pink
65	Yellow-blue
66	Yellow-blue
67	Yellow-blue
68	Yellow-blue
69	Brown
70	Brown
71	Brown
72	Brown
73	Brown
74	Brown
75	Brown
76	Yellow-blue
77	Orange
78	Violet
79	Violet
80	Violet
81	Violet
82	Black
83	Black
84	Black
85	Black
86	Black
87	Black
88	Black
89	Black
90	Green-white
91	Brown
92	White
93	Black-brown
94	White-yellow
95	White
96	White
97	White
98	Brown
99	Brown
100	Brown
101	Brown
102	Brown
103	Green-gray
104	Blue-gray
105	Yellow-blue
106	Yellow-blue
107	Yellow-blue
108	Yellow-blue
109	Yellow-blue
110	Yellow-blue
111	Green
112	Blue
113	White
114	White
115	White

116	White
117	White
118	White
119	Brown
120	Brown
121	Brown
122	Brown
123	Brown
124	Brown
125	Brown
126	Brown
127	Black-yellow
128	Black-green
129	Red
130	Brown