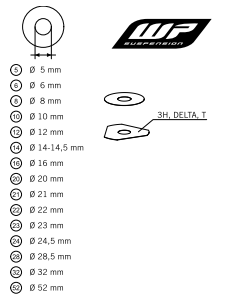
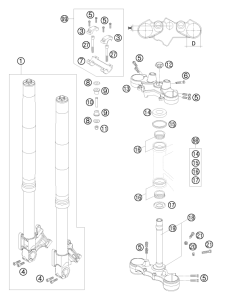
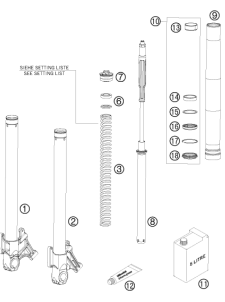
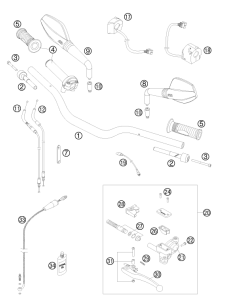
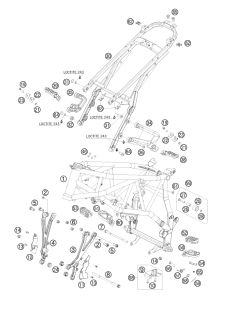
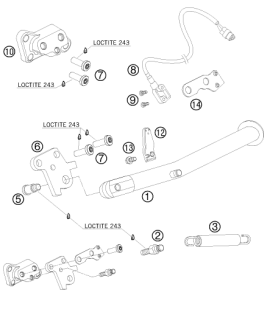
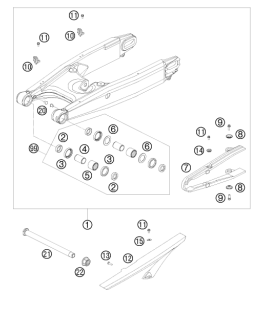
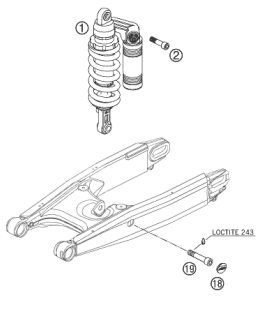
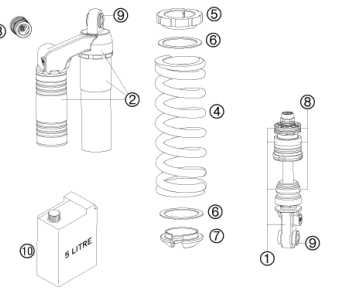
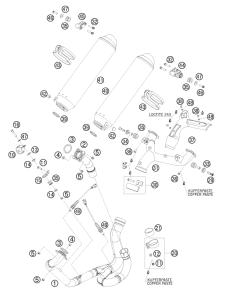
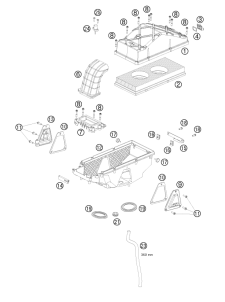
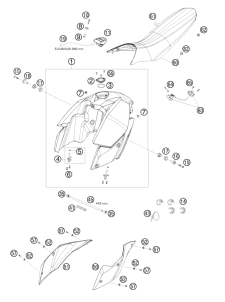
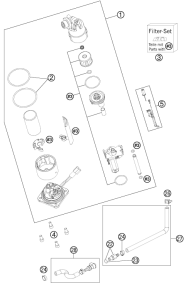
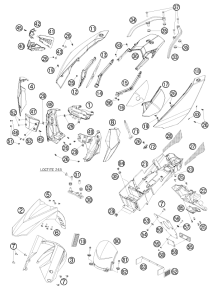
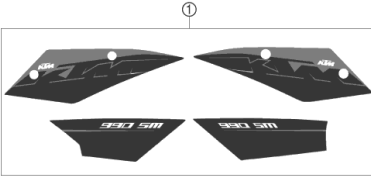
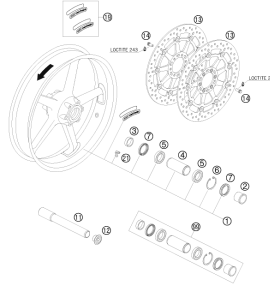
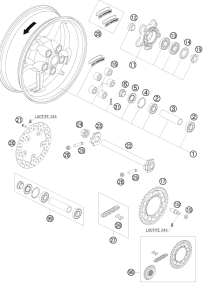
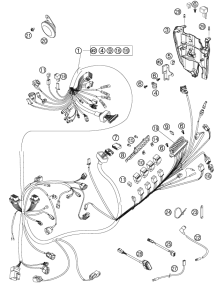
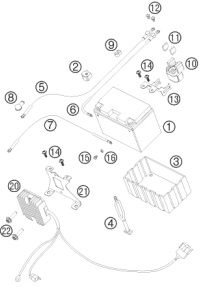
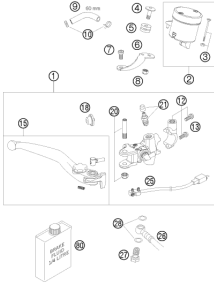
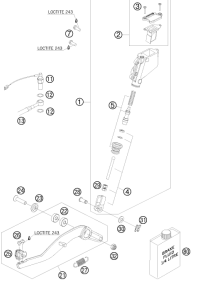
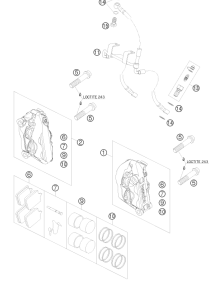
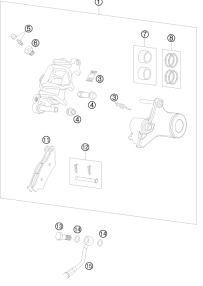
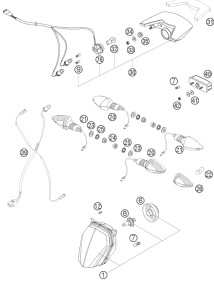


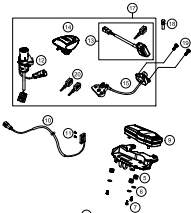
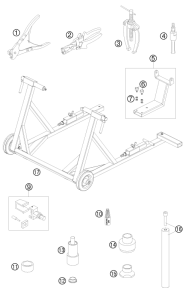
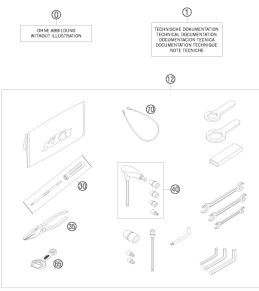
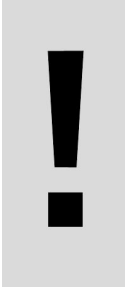
990 SUPERMOTO BLACK EU 2008

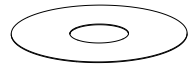
ART.-NR.: 3CF 9803H2EN



<p>WP SHIMS FOR SETTING</p>  <p> ① Ø 5 mm ② Ø 6 mm ③ Ø 8 mm ④ Ø 10 mm ⑤ Ø 12 mm ⑥ Ø 14-14,5 mm ⑦ Ø 16 mm ⑧ Ø 20 mm ⑨ Ø 21 mm ⑩ Ø 22 mm ⑪ Ø 23 mm ⑫ Ø 24,5 mm ⑬ Ø 28,5 mm ⑭ Ø 32 mm ⑮ Ø 52 mm </p> <p>4</p>	<p>FRONT FORK</p>  <p>11</p>	<p>FRONT FORK DISASSEMBLED</p>  <p>12</p>	<p>HANDLEBAR, CONTROLS</p>  <p>13</p>
<p>FRAME</p>  <p>14</p>	<p>SIDE STAND</p>  <p>16</p>	<p>SWING ARM</p>  <p>17</p>	<p>SHOCK ABSORBER</p>  <p>18</p>
<p>SHOCK ABSORBER DISASSEMBLED</p>  <p>19</p>	<p>EXHAUST SYSTEM</p>  <p>20</p>	<p>AIR BOX</p>  <p>21</p>	<p>TANK, SEAT, COVER</p>  <p>22</p>

<p>FUEL PUMP</p>  <p>23</p>	<p>MASK, FENDERS</p>  <p>24</p>	<p>DECAL</p>  <p>26</p>	<p>FRONT WHEEL</p>  <p>27</p>
<p>REAR WHEEL</p>  <p>28</p>	<p>WIRING HARNESS</p>  <p>29</p>	<p>BATTERY</p>  <p>30</p>	<p>HAND BRAKE CYLINDER</p>  <p>31</p>
<p>REAR BRAKE CONTROL</p>  <p>32</p>	<p>BRAKE CALIPER FRONT</p>  <p>33</p>	<p>BRAKE CALIPER REAR</p>  <p>34</p>	<p>LIGHTING SYSTEM</p>  <p>35</p>

<p>INSTRUMENTS / LOCK SYSTEM</p>  <p>ACHTUNG !!! Zum Anlernen des EWS-Steuergerts sind ein roter und mindestens ein schwarzer Zündschlüssel erforderlich.</p> <p>CAUTION !!! To program the ECU control unit, one red and at least one black ignition keys are required.</p> <p style="text-align: right;">36</p>	<p>SPECIAL TOOLS</p>  <p style="text-align: right;">37</p>	<p>ACCESSORIES</p>  <p style="text-align: right;">38</p>	
	<div style="display: flex; align-items: center;">  <p>All information contained is without obligation. KTM Sportmotorcycle GmbH particularly reserves the right to modify any equipment, technical specifications, prices, colors, shapes, materials, services, service work, constructions, equipment and the like so as to adapt them to local conditions or to cancel any of the above items, all without previous announcement and without giving reasons. KTM may stop manufacturing certain models without previous notice. KTM shall not be held liable for any deviations of availability and/or ability to deliver, illustrations, descriptions, printing and/or other errors. The illustrated models partly contain extra equipment, which is not applied to standard models.</p> <p>© by KTM Sportmotorcycle GmbH, Mattighofen AUSTRIA; All rights reserved; Reprint, also in extracts, with written allowance of KTM Sportmotorcycle GmbH, Mattighofen only.</p> </div>		



3H, DELTA, T

- ⑤ Ø 5 mm
- ⑥ Ø 6 mm
- ⑧ Ø 8 mm
- ⑩ Ø 10 mm
- ⑫ Ø 12 mm
- ⑭ Ø 14-14,5 mm
- ⑯ Ø 16 mm
- ⑳ Ø 20 mm
- ㉑ Ø 21 mm
- ㉒ Ø 22 mm
- ㉓ Ø 23 mm
- ㉔ Ø 24,5 mm
- ㉘ Ø 28,5 mm
- ㉚ Ø 32 mm
- ㉜ Ø 52 mm

POS	PARTNUMBER	PARTNAME	PIECE
5	44906890	WASHER 5X15X2	X
6	40540400	SHIM 6X12X0,1	X
6	40540401	SHIM 6X14X0,1	X
6	40540402	SHIM 6X16X0,1	X
6	40540403	SHIM 6X18X0,1	X
6	40540404	SHIM 6X12X0,15	X
6	40540405	SHIM 6X14X0,15	X
6	40540406	SHIM 6X16X0,15	X
6	40540407	SHIM 6X18X0,15	X
6	40540408	SHIM 6X12X0,2	X
6	40540409	SHIM 6X14X0,2	X
6	40540410	SHIM 6X16X0,2	X
6	40540411	SHIM 6X18X0,2	X
6	48600095	* SHIM 6X20X0,20	X
6	40540412	SHIM 6X12X0,25	X
6	40540413	SHIM 6X14X0,25	X
6	40540414	SHIM 6X16X0,25	X
6	40540415	SHIM 6X18X0,25	X
6	40540417	SHIM 6X8,5X0,10	X
6	40540418	SHIM 6X9X0,10	X
6	40540419	SHIM 6X9,5X0,10	X
6	40540423	SHIM 6X9,5X0,15	X
6	40540425	SHIM 6X8,5X0,20	X
6	40540426	SHIM 6X9X0,20	X
6	40540427	SHIM 6X9,5X0,20	X
6	40540447	SHIM 6X10X0,3	X
6	40540449	SHIM 6X9X0,3	X
6	40540450	SHIM 6X9,5X0,3	X
6	40540494	SHIM 6X18X0,4	X
6	40540774	SHIM 6X18X0,1 DELTA	X
6	40541383	SHIM 6X11X0,1	X
6	40541391	SHIM 6X11X0,3	X
6	40541402	SHIM 6X11X0,2	X
6	40541403	SHIM 6X10X0,20	X
6	40541404	SHIM 6X10X0,1	X
6	40541405	SHIM 6X10X0,15	X
6	40541406	SHIM 6X11X0,15	X
6	40541408	SHIM 6X8,0X0,30	X

080000190

C070000190

* NEW PART

X ON DEMAND



- ⑤ Ø 5 mm
- ⑥ Ø 6 mm
- ⑧ Ø 8 mm
- ⑩ Ø 10 mm
- ⑫ Ø 12 mm
- ⑭ Ø 14-14,5 mm
- ⑯ Ø 16 mm
- ⑳ Ø 20 mm
- ㉑ Ø 21 mm
- ㉒ Ø 22 mm
- ㉓ Ø 23 mm
- ㉔ Ø 24,5 mm
- ㉘ Ø 28,5 mm
- ㉚ Ø 32 mm
- ㉜ Ø 52 mm



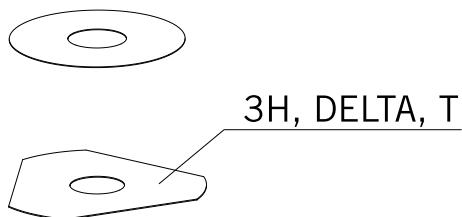
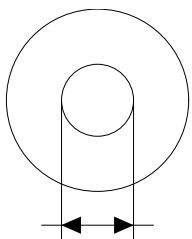
POS	PARTNUMBER	PARTNAME	PIECE
6	40541414	SHIM 6X8,0X0,10	X
6	40541416	SHIM 6X8X0,3	X
6	40541417	SHIM 6X11X0,25	X
6	48600102	* SHIM 6X24X0,25	X
6	48600063	SHIM 6X24X0,1	X
6	48600064	SHIM 6X22X0,1	X
6	48600065	SHIM 6X20X0,1	X
6	48600069	SHIM 6X20X0,15	X
6	48600100	SHIM 6X24X0,15	X
6	48600116	SHIM 6X24X0,1 DELTA	X
6	48600139	SHIM 6X22X0,1 DELTA	X
6	48600217	BACKPLATE 6X10X0,25	X
6	48600325	SHIM 6X13X0,1	X
6	48600327	SHIM 6X15X0,1	X
6	48600329	SHIM 6X17X0,1	X
6	48600331	SHIM 6X19X0,1	X
6	48600096	* SHIM 6X20X0,25	X
6	48600097	SHIM 6X22X0,15	X
6	48600099	* SHIM 6X22X0,25	X
6	40540448	BACKPLATE 6X8,5X0,30	X
6	48600479	SHIM 6X20X0,1 T/3H	X
6	48600332	SHIM 6X21X0,1	X
6	48600333	SHIM 6X23X0,1	X
6	40541393	* SHIM 6X12X0,3	X
8	40540477	SHIM 8X18X0,4	X
8	43570120	SHIM 8X18X0,10	X
8	44916098	WASHER 8,4X16X0,8	X
8	44916130	WASHER 8,2X15X1	X
8	44916180	WASHER 8,2X11X1	X
8	48600214	SHIM 8X16X0,1	X
8	48600346	SHIM 8X11X0,2	X
8	48600215	CHECK VALVE 8X20X0,1	X
8	48600061	CHECK VALVE 8X24X0,4	X
8	48600062	CHECK VALVE 8X24X0,1	X
8	48600216	CHECK VALVE 8X22X0,1	X
8	48600480	SHIM 8X10X0,20	X
8	48600555	SHIM 8X16X0,20	X
8	48600213	SHIM 8X14X0,10	X

080000190

C070000190

* NEW PART

X ON DEMAND



- ⑤ Ø 5 mm
- ⑥ Ø 6 mm
- ⑧ Ø 8 mm
- ⑩ Ø 10 mm
- ⑫ Ø 12 mm
- ⑭ Ø 14-14,5 mm
- ⑯ Ø 16 mm
- ⑳ Ø 20 mm
- ㉑ Ø 21 mm
- ㉒ Ø 22 mm
- ㉓ Ø 23 mm
- ㉔ Ø 24,5 mm
- ㉘ Ø 28,5 mm
- ㉚ Ø 32 mm
- ㉜ Ø 52 mm

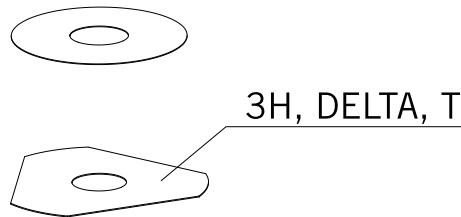
POS	PARTNUMBER	PARTNAME	PIECE
8	48600357	CHECK VALVE 8X11X0,1	X
8	48600351	CHECK VALVE 8X12X0,1	X
8	48600607	Steering damper washer	X
10	36120284	SHIM 10X16X0,10	X
10	36120298	SHIM 10X16X0,2	X
10	36120312	SHIM 10X16X0,30	X
10	36120314	SHIM 10X18X0,30	X
10	36120325	SHIM 10X19X0,15	X
10	36120327	SHIM 10X23X0,15	X
10	36120328	SHIM 10X25X0,15	X
10	36120329	SHIM 10X27X0,15	X
10	36120330	SHIM 10X29X0,15	X
10	36120331	SHIM 10X31X0,15	X
10	36120332	SHIM 10X33X0,15	X
10	36120334	SHIM 10X21X0,20	X
10	36120335	SHIM 10X23X0,20	X
10	36120336	SHIM 10X25X0,20	X
10	36120337	SHIM 10X27X0,20	X
10	36120338	SHIM 10X29X0,20	X
10	36120339	SHIM 10X31X0,20	X
10	36120340	SHIM 10X33X0,20	X
10	36120342	SHIM 10X21X0,25	X
10	36120343	SHIM 10X23X0,25	X
10	36120344	SHIM 10X25X0,25	X
10	36120345	SHIM 10X27X0,25	X
10	36120349	SHIM 10X19X0,30	X
10	36120350	SHIM 10X21X0,30	X
10	40140275	WASHER 10X35X0,15	X
10	36120346	* SHIM 10X29X0,25	X
10	50180010	* SHIM 16X24X0,10	X
10	36120604	SHIM D10XD22X2,5	X
12	46810490	SHIM 12X24X0,20	X
12	46810491	SHIM 12X26X0,20	X
12	46810492	SHIM 12X28X0,20	X
12	46810493	SHIM 12X30X0,20	X
12	46810494	SHIM 12X32X0,20	X
12	46810495	SHIM 12X34X0,20	X
12	46810496	SHIM 12X36X0,20	X

080000190

C070000190

* NEW PART

X ON DEMAND



- ⑤ Ø 5 mm
- ⑥ Ø 6 mm
- ⑧ Ø 8 mm
- ⑩ Ø 10 mm
- ⑫ Ø 12 mm
- ⑭ Ø 14-14,5 mm
- ⑯ Ø 16 mm
- ⑳ Ø 20 mm
- ㉑ Ø 21 mm
- ㉒ Ø 22 mm
- ㉓ Ø 23 mm
- ㉔ Ø 24,5 mm
- ㉘ Ø 28,5 mm
- ㉚ Ø 32 mm
- ㉜ Ø 52 mm

POS	PARTNUMBER	PARTNAME	PIECE
12	46810497	SHIM 12X38X0,20	X
12	46810498	SHIM 12X40X0,20	X
12	46810499	SHIM 12X24X0,25	X
12	46810500	SHIM 12X26X0,25	X
12	46810501	SHIM 12X28X0,25	X
12	46810502	SHIM 12X30X0,25	X
12	46810504	SHIM 12X34X0,25	X
12	46810505	SHIM 12X36X0,25	X
12	46810507	SHIM 12X40X0,25	X
12	46810508	SHIM 12X24X0,30	X
12	46810509	SHIM 12X26X0,30	X
12	46810510	SHIM 12X28X0,30	X
12	46810512	SHIM 12X32X0,30	X
12	46810513	SHIM 12X34X0,30	X
12	46810518	SHIM 12X26X0,15	X
12	46810519	SHIM 12X28X0,15	X
12	46810520	SHIM 12X30X0,15	X
12	46810521	SHIM 12X32X0,15	X
12	46810522	SHIM 12X34X0,15	X
12	46810523	SHIM 12X36X0,15	X
12	46810524	SHIM 12X38X0,15	X
12	46810525	SHIM 12X40X0,15	X
12	46810604	SHIM 12X20X0,10	X
12	46810606	SHIM 12X22X0,10	X
12	46810607	SHIM 12X23X0,10	X
12	46810608	SHIM 12X24X0,10	X
12	46810610	SHIM 12X27X0,15	X
12	46810611	SHIM 12X18X0,15	X
12	46810612	SHIM 12X19X0,15	X
12	46810615	SHIM 12X22X0,15	X
12	46810636	BACKPLATE 12X16X0,30	X
12	46810637	BACKPLATE 12X17X0,30	X
12	46810638	BACKPLATE 12X18X0,30	X
12	46810639	SHIM 12X19X0,30	X
12	46810641	BACKPLATE 12X21X0,30	X
12	46811582	BACKPLATE 12X30X0,10	X
12	46810631	SHIM 12X20X0,25	X
12	46810633	SHIM 12X22X0,25	X

080000190

C070000190

* NEW PART

X ON DEMAND



3H, DELTA, T

- ⑤ Ø 5 mm
- ⑥ Ø 6 mm
- ⑧ Ø 8 mm
- ⑩ Ø 10 mm
- ⑫ Ø 12 mm
- ⑭ Ø 14-14,5 mm
- ⑯ Ø 16 mm
- ⑳ Ø 20 mm
- ㉑ Ø 21 mm
- ㉒ Ø 22 mm
- ㉓ Ø 23 mm
- ㉔ Ø 24,5 mm
- ㉘ Ø 28,5 mm
- ㉚ Ø 32 mm
- ㉜ Ø 52 mm

POS	PARTNUMBER	PARTNAME	PIECE
12	46810624	* SHIM 12X22X0,20	X
12	46811580	SHIM 12X32X0,10	X
12	46810503	SHIM 12X32X0,25	X
12	46810517	* SHIM 12X24X0,15	X
12	46810640	% SHIM 12X20X0,30	X
14	46811046	SHIM 14,5X35,4X1,25	X
16	50180006	BACKPLATE 16X20X0,10	X
16	50180007	SHIM 16X21X0,10	X
16	50180028	SHIM 16X21X0,25	X
16	50180210	WASHER 16X21X1	X
16	50180008	SHIM 16X22X0,10	X
16	50180022	SHIM 16X22X0,20	X
16	50180037	SHIM 16X23X0,30	X
16	50180038	SHIM 16X24X0,30	X
16	50180032	SHIM 15X25X0,25	X
16	50180039	SHIM 16X25X0,30	X
16	50180012	SHIM 16X26X0,10	X
16	50180019	SHIM 16X26X0,15	X
16	50180026	SHIM 16X26X0,20	X
16	50180040	SHIM 16X26X0,30	X
16	50180041	SHIM 16X28X0,10	X
16	50180045	SHIM 16X28X0,15	X
16	50180054	SHIM 16X28X0,20	X
16	50180063	SHIM 16X28X0,25	X
16	50180072	SHIM 16X28X0,30	X
16	50180046	SHIM 16X30X0,15	X
16	50180055	SHIM 16X30X0,20	X
16	50180064	SHIM 16X30X0,25	X
16	50180073	SHIM 16X30X0,30	X
16	50180047	SHIM 16X32X0,15	X
16	50180056	SHIM 16X32X0,20	X
16	50180065	SHIM 16X32X0,25	X
16	50180074	SHIM 16X32X0,30	X
16	50180044	SHIM 16X34X0,10	X
16	50180048	SHIM 16X34X0,15	X
16	50180057	SHIM 16X34X0,20	X
16	50180066	SHIM 16X34X0,25	X
16	50180075	SHIM 16X34X0,30	X

080000190

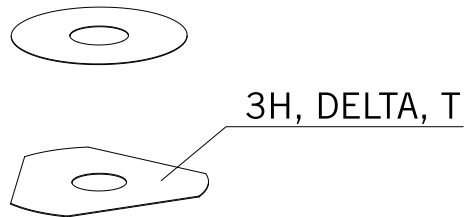
C070000190

* NEW PART

X ON DEMAND



- ⑤ Ø 5 mm
- ⑥ Ø 6 mm
- ⑧ Ø 8 mm
- ⑩ Ø 10 mm
- ⑫ Ø 12 mm
- ⑭ Ø 14-14,5 mm
- ⑯ Ø 16 mm
- ⑳ Ø 20 mm
- ㉑ Ø 21 mm
- ㉒ Ø 22 mm
- ㉓ Ø 23 mm
- ㉔ Ø 24,5 mm
- ㉘ Ø 28,5 mm
- ㉚ Ø 32 mm
- ㉜ Ø 52 mm



POS	PARTNUMBER	PARTNAME	PIECE
16	50180049	SHIM 16X36X0,15	X
16	50180058	SHIM 16X36X0,20	X
16	50180067	SHIM 16X36X0,25	X
16	50180076	SHIM 16X36X0,30	X
16	50180050	SHIM 16X38X0,15	X
16	50180059	SHIM 16X38X0,20	X
16	50180068	SHIM 16X38X0,25	X
16	50180077	SHIM 16X38X0,30	X
16	50180051	SHIM 16X40X0,15	X
16	50180060	SHIM 16X40X0,20	X
16	50180069	SHIM 16X40X0,25	X
16	50180078	SHIM 16X40X0,30	X
16	50180052	SHIM 16X42X0,15	X
16	50180061	SHIM 16X42X0,20	X
16	50180070	SHIM 16X42X0,25	X
16	50180079	SHIM 16X42X0,30	X
16	50180053	SHIM 16X44X0,15	X
16	50180062	SHIM 16X44X0,20	X
16	50180071	SHIM 16X44X0,25	X
16	50180080	SHIM 16X44X0,30	X
16	50180177	WASHER 16X8,2X0,6	X
16	50180033	SHIM 16X26X0,25	X
16	50180034	BACKPLATE 16X20X0,30	X
16	50180035	BACKPLATE 16X21X0,30	X
16	50180036	BACKPLATE 16X22X0,30	X
16	50180043	SHIM	X
16	50180024	* SHIM 16X24X0,20	X
16	50180027	* SHIM 16X20X0,25	X
16	50180031	SHIM	X
20	48600212	PRESSURE-RING 20X16,25X0,20	X
20	50180666	SHIM 20X24X0,30	X
20	50180654	SHIM 20X36X0,20	X
20	50180655	SHIM 20X38X0,20	X
20	50180656	SHIM 20X40X0,20	X
20	50180665	SHIM 20X40X0,25	X
20	50180662	SHIM 20X34X0,25	X
20	50180657	SHIM 20X24X0,25	X
20	50180653	SHIM 20X34X0,20	X

080000190

C070000190

* NEW PART

X ON DEMAND



- ⑤ Ø 5 mm
- ⑥ Ø 6 mm
- ⑧ Ø 8 mm
- ⑩ Ø 10 mm
- ⑫ Ø 12 mm
- ⑭ Ø 14-14,5 mm
- ⑯ Ø 16 mm
- ⑳ Ø 20 mm
- ㉑ Ø 21 mm
- ㉒ Ø 22 mm
- ㉓ Ø 23 mm
- ㉔ Ø 24,5 mm
- ㉘ Ø 28,5 mm
- ㉚ Ø 32 mm
- ㉜ Ø 52 mm



3H, DELTA, T

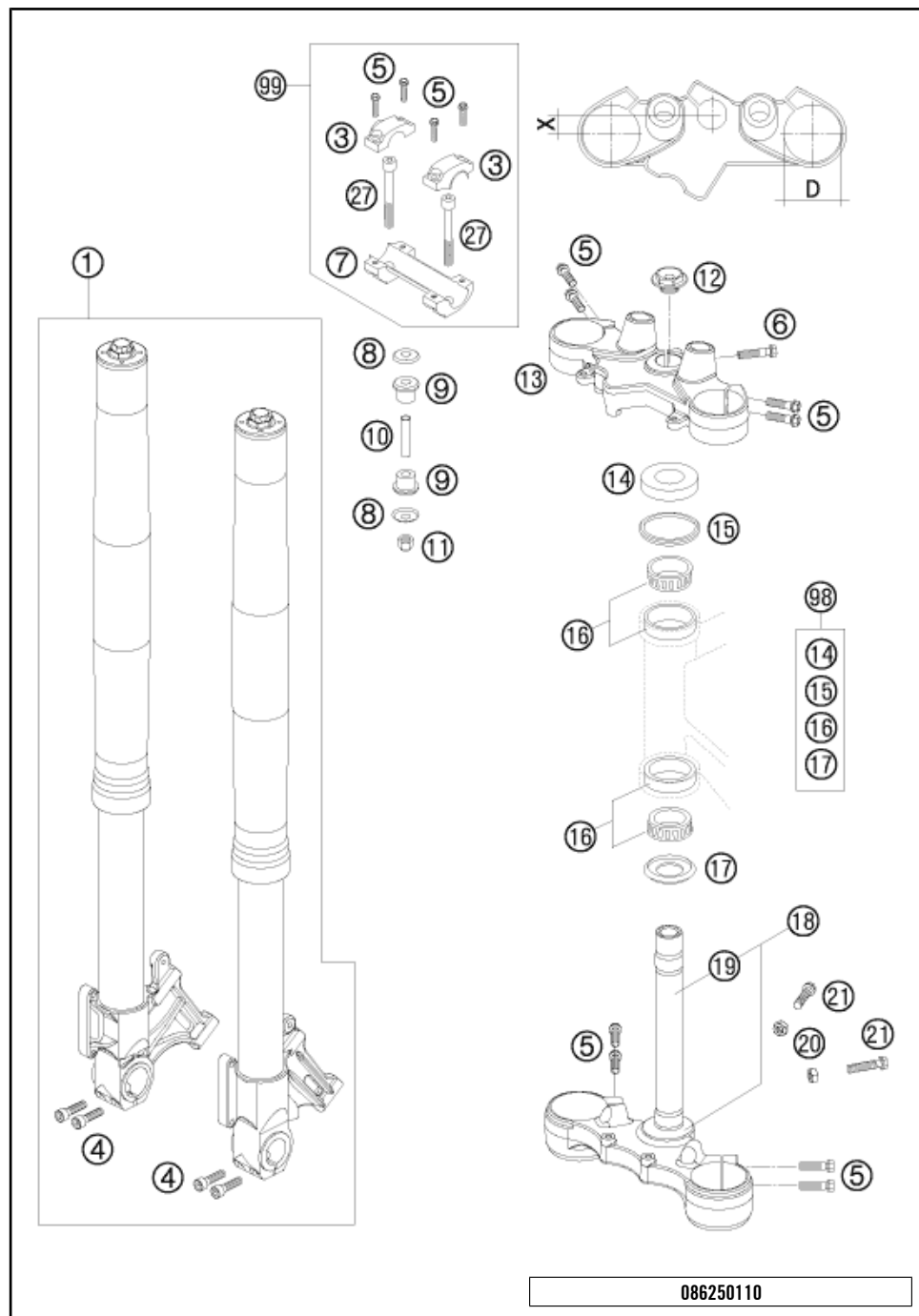
POS	PARTNUMBER	PARTNAME	PIECE
20	50180634	RING 20X22,9X1	X
21	50180209	WASHER 21X36X0,25	X
22	50180330	* PRESS. RING 22X18X0,30	X
23	50180635	SHUTTLE VALVE 23X38X0,25	X
23	50180578	SHIM D23XD16X2	X
24	40541061	WASHER 24,5X34X2	X
28	36120469	SHIM 28,5X14X2	X
28	36120471	SHIM 28,5X14X5	X
32	48600460	WASHER 32X42X2,5	X
32	50600065	SHIM 32X45X2	X
32	46811637	PRESSURE RING 36X32,25	X
52	50600002	SHIM 52X59X2,2	X

080000190

C070000190

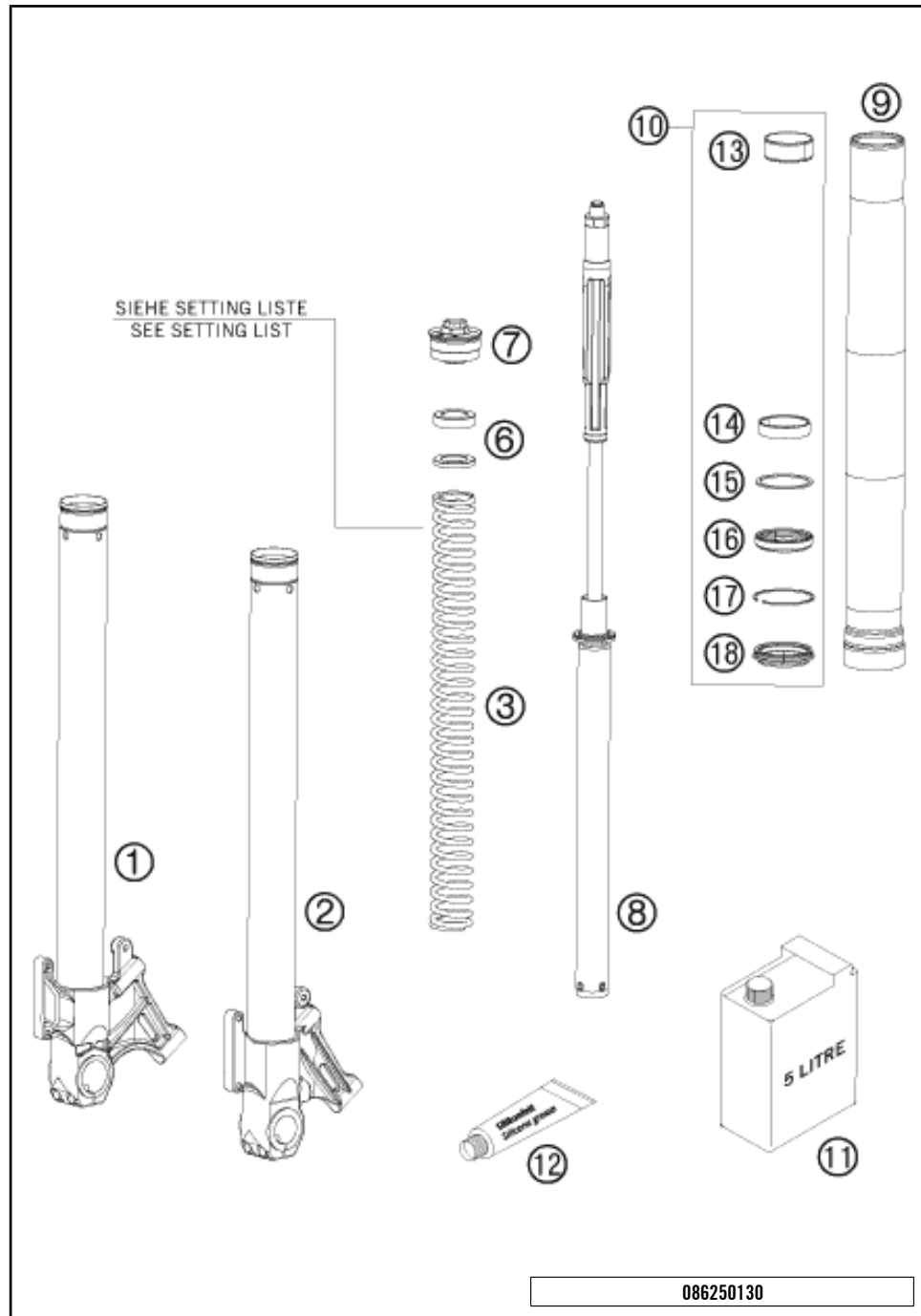
* NEW PART

X ON DEMAND



POS	PARTNUMBER	PARTNAME	PIECE
1	14187D20	FORK KTM 950 SM 2008	1
3	5900103830001S	HANDLEBAR CLAMP 28MM 07	2
4	0912080303	AH SCREW DIN0912-M 8X30	4
5	0025080303	% COLLAR SCREW M8X30 TX	12
6	0025080353	% COLLAR SCREW M8X35 TX	1
7	5900103920001S	HANDLEBAR SUPPORT 28MM 07	1
8	56401042000	WASHER 10,5X32X2	4
9	56401040000	RUBBER BUSHING	4
10	56401041100	SPACER TUBE 10,2X12X44	2
11	0982100003	SELF LOCK.NUT DIN0982-M10 HIGH	2
12	54801036200	STEER.HEAD SCREW M20x1,5 SW=27	1
13	6250103402601S	TOP FORK PLATE	1
14	54201086000	STEERING HEAD COVER	1
15	54601184000	STEERING HEAD GASKET TOP	1
16	54201081100	TAPERED ROLLER BEARING CPL. 06	2
17	54601084100	%O-RING SUPPORT W. SEALING LIP	1
18	6250103202601S	BOTTOM TRIPLE CLAMP CPL.	1
19	60001033000	FORK TUBE LC8 ADV 03	1
20	0934080003	HEXAGON NUT DIN0934-M 8	2
21	0933080303	HH SCREW DIN0933-M 8X30	2
27	0984100703	AH SCREW DIN6912-M10X70	2
98	00050000930	STEERING HEAD REP. KIT 06-15	x
99	00050000922	HANDLEBAR SUPPORT KIT	x

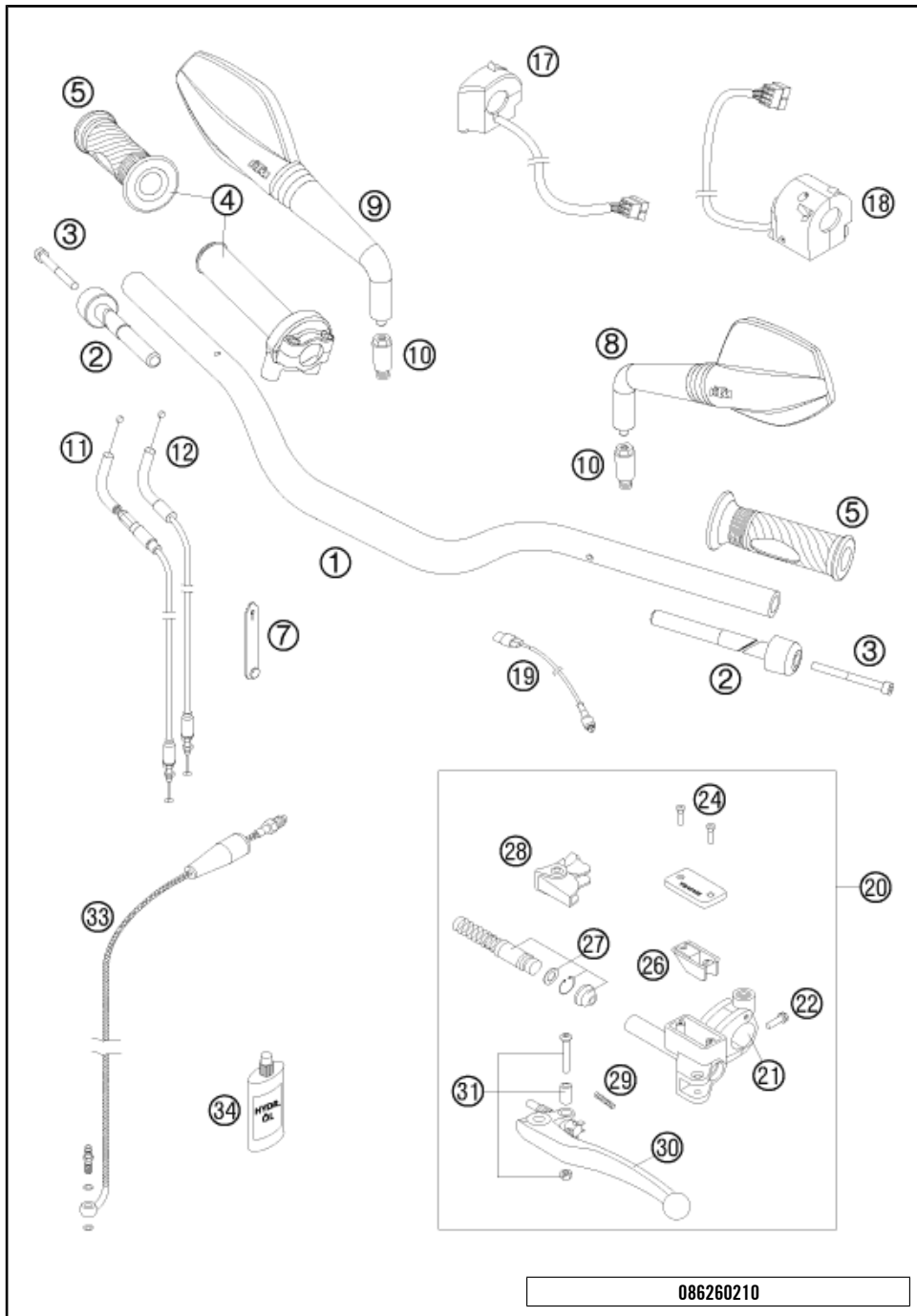
* NEW PART X ON DEMAND



POS	PARTNUMBER	PARTNAME	PIECE
1	48600482S1	AXLE CLAMP R/S CPL. 05	1
2	48600483S1	AXLE CLAMP L/S CPL. 05	1
3	91410045S	SPRING 5,9 N/MM SET D=5,5MM	x
3	91410066S	SPRING D43,2 L450 6,2N/MM D5,5	x
3	91410067S	SPRING D43.2 L450 6.5N/MM D5.5	1
6	48600053	SPACER 42X26,5X1,5	2
6	48600036	SPACER 42X26,5X2,5	2
6	48600037	SPACER 42X26,5X5	2
7	48600431S	PRE-LOAD ADJ. CPL. M51X1,5 05	2
8	48600502S1	CARTRIDGE CPL. FOR SPRING D5,5	1
9	48600484	OUTER TUBE L=500MM D=54/60	2
10	R14011	REPAIR-KIT GASKET 05	1
11	48600765S1	% FORK OIL SAE5 5L 2008	1
12	T511	SILICONE GREASE F. DUST STRI	1
13	48600428	% DU-BUSH D47XD49X20DDL02	2
14	48600429	% DU-BUSH D48XD52X12DDL02	2
15	48600013	SUPPORT RING 50 X 57,6 X 1,5	2
16	48600399	OIL SEAL RING 48X57,8X9,5	2
17	48600070	LOCK WASHER SB58	2
18	48600400	% DUST CAP D=48 58,4X11,8	2

C086260130

* NEW PART X ON DEMAND

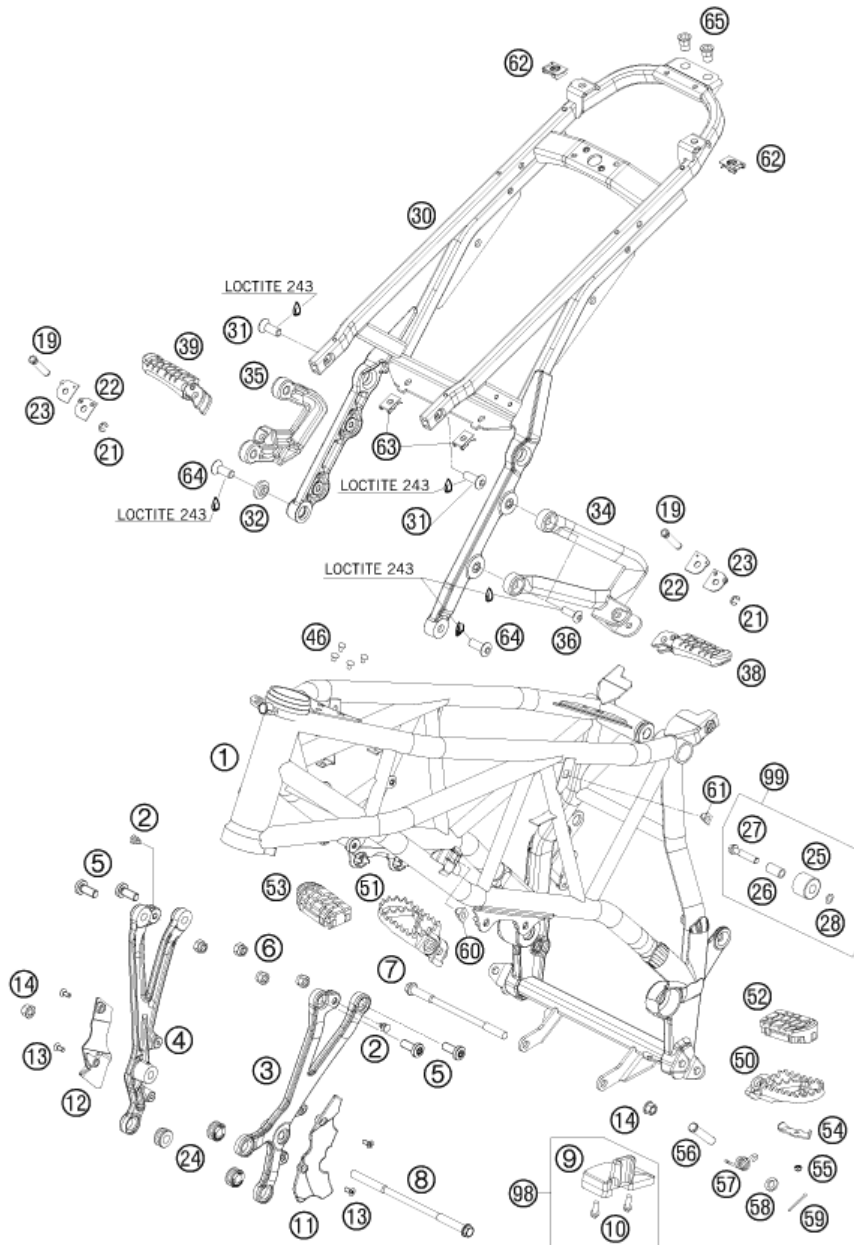


POS	PARTNUMBER	PARTNAME	PIECE
1	62602001000	HANDLEBAR 990 SM	1
2	61002004000	VIBRATIONS ABSORBER 05	2
3	0912060653	AH SCREW DIN0912-M 6X65	2
4	61002010000	THROTTLE GRIP 05	1
5	61002021000	GRIPP SET	1
7	60011093045	RUBBER CABLE TIE 45MM 03	x
8	61112040000	REVIEW MIRROR L/S 07	1
9	61112041000	REVIEW MIRROR R/S 07	1
10	58412040050	SUPPORT FOR MIRROR LC4 '98	2
11	62502091000	% THROTTLE CABLE OPEN 05	1
12	62502092000	% THROTTLE CABLE CLOSE 05	1
17	58411074100	START-STOP SWITCH AD LC4 02	1
18	61011070000	LIGHT SWITCH 05	1
19	58411049100	CLUTCH SWITCH 03	1
20	60002130000	MASTER CYLINDER MAGURA D=10.5	1
21	60002044000	CLAMP MIRROR WITH CLAMP	1
22	0035100309S	AH-COLLAR SCREW M10X30 ISA45	1
24	0965040123	FLAT HEAD SCREW DIN0965-M 4X12	2
26	50302034000	RUBBER FOR RESERVOIR '98	1
27	50302032000	REP.SET PISTON MAGURA D=10.5	1
28	50302037000	PROTECT.CAP FOR LEVER PERCH'98	1
29	59002035000	SPRING FOR CLUTCH LEVER 03	1
30	60002031000	CLUTCH LEVER LONG CPL. 2003	1
31	50302038000	LEVER SCREW CPL. 125-200 '98	1
33	60032063100	CLUTCH PIPE LC8 ADV '03	1
34	50302036200	OIL FOR HYD. CLUTCH 100 ML	1

086260210

C086260210

* NEW PART X ON DEMAND



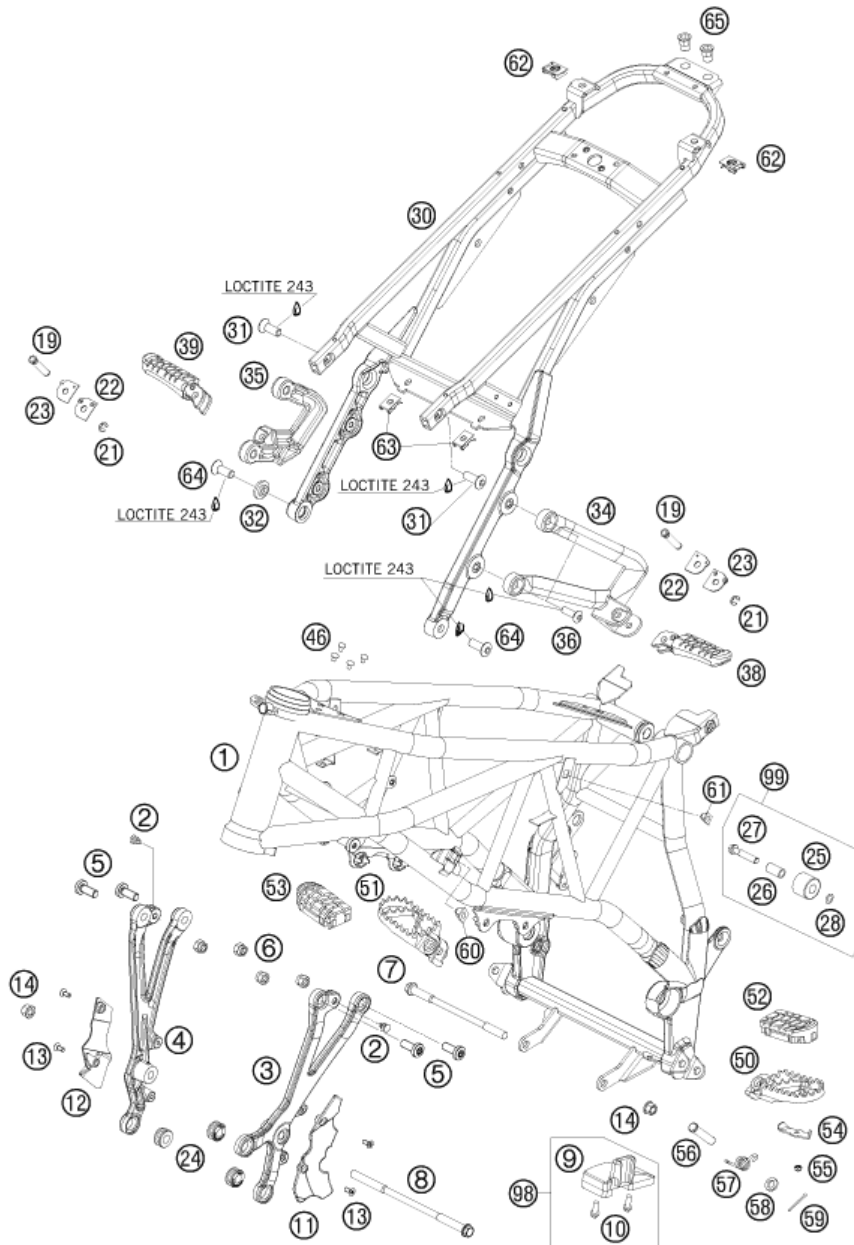
086260310

POS	PARTNUMBER	PARTNAME	PIECE
1	6260300100033	FRAME "FC08" BLACK 08	1
2	54403135000	PLASTIC CAP SFL10	2
3	6250300500001S	ENGINE SUPPORT L/S 07	1
4	6250300600001S	ENGINE SUPPORT R/S 07	1
5	0035100249	AH-COLLAR SCREW M10X24 ISA45	4
6	54310086100	SELF LOCKING NUT M10 CU WS=14	4
7	60003013000	ENGINE BRAC. SCREW M10X172 03	1
8	60003014000	ENGINE BRAC. SCREW M10X206 03	1
9	60004076100	CHAIN SLIDING BLOCK 05	1
10	0017060204	%EJOT PT SCREW K60X20 ALU WS=6	2
11	62603005050	COVER ENGINE SUPPORT LEFT	1
12	62603006050	COVER ENGINE	1
13	0019050121	COUNTERSUNK SCREW ISA25 M5X12	4
14	54630044000	COLLAR NUT M10 WS=13	2
19	60003044000	BOLT FOR FOOTREST REAR 03	2
21	0799060003	TAB WASHER DIN6799-RS 6,0	2
22	60003152000	ENGAGE PANEL FOOTREST L/S 03	2
23	60003052000	ENGAGE PANEL FOOTREST R/S 03	2
24	60003098000	RUBBER SLEEVE 03	3
25	58403060000	CHAIN ROLL 12X29X22,5 '98	1
26	58403060065	BUSH CHAIN ROLL 8X12X23 '98	1
27	0025080406	HH COLLAR SCREW M8X40 TX40	1
28	36003014000	LOCK WASHER 8MM	1
30	6260300200092	SUB FRAME PLATIN 08	1
31	0019100289S	COUNTERSUNK SCREW ISA45 M10X28	2
32	60003001051	COLLAR BUSHING 10X15X25X4 03	1
34	6250304800001S	FOOTREST BRACKET REAR L/S 07	1
35	6250304900001S	FOOTREST BRACKET REAR R/S 07	1
36	0019080266S	COUNTER-SUNK SCREW ISA45 M8X26	4
38	60003050000	FOOTREST CPL. L/S REAR 03	1
39	60003051000	FOOTREST CPL. R/S REAR 03	1
46	60103088000	PLUG ZK 8/5 06	4
50	59003040250	% FOOT PEG L/S SILVER 02	1
51	59003041250	% FOOT PEG R/S SILVER 02	1
52	60003040010	FOOTREST RUBBER FRONT L/S 03	1
53	60003041010	FOOTREST RUBBER FRONT R/S 03	1
54	60003044010	CLOSING PANEL FRONT L/S R/S 03	2
55	0985050003	SELF LOCKING NUT DIN0985-M 5	2

C086260310

* NEW PART

X ON DEMAND



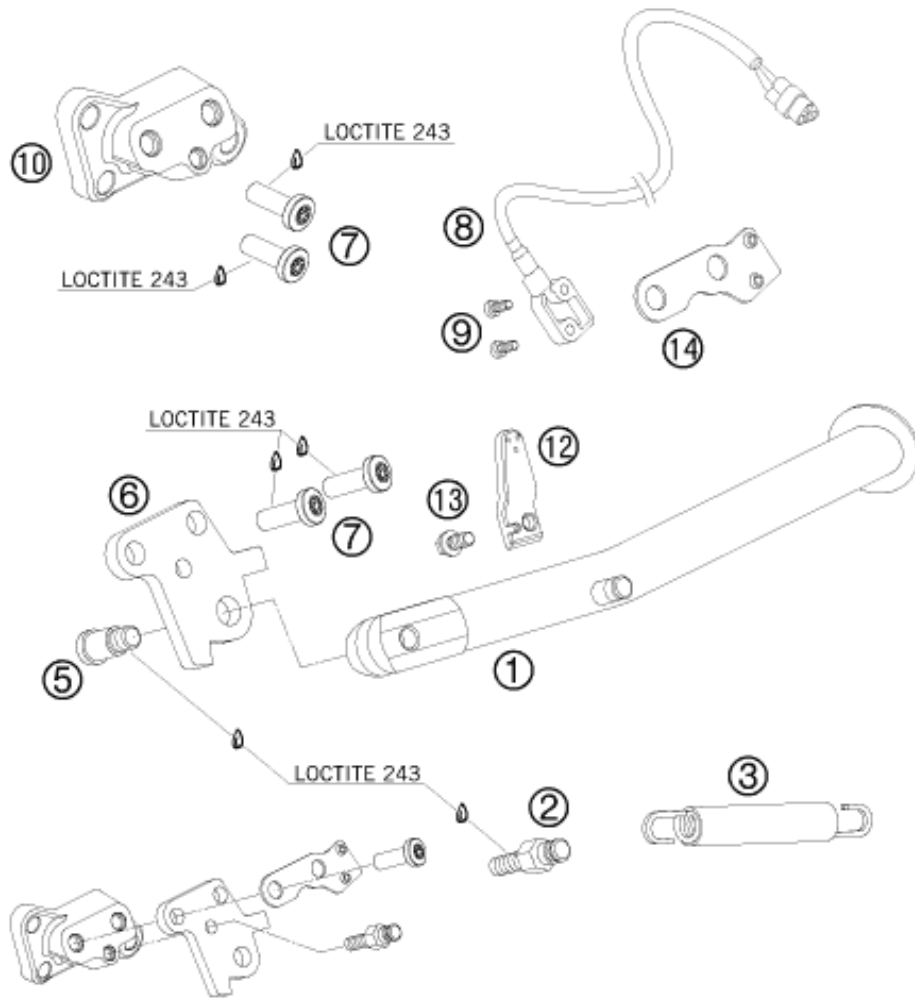
086260310

POS	PARTNUMBER	PARTNAME	PIECE
56	54803044000	PIN FOR FOOT PED 51.5X9.8 MM	2
57	54603041000	FOOTREST SPRING L/S & R/S	2
58	0125100003	WASHER DIN0125-A10,5	2
59	0094032253	PIN DIN0094-3,2X25 STEEL	2
60	60003095100	CAGE NUT M8	2
61	60011038000	CAGE NUT M6 SL K100-1 1,5MM	2
62	54603048000	RANGE CHANGE METAL NUT M8	2
63	54603048100	RANGE CHANGE METAL NUT M6	2
64	0019100239S	COUNTERSUNK SCREW ISA45 M10X23	2
65	61003002080	BLIND RIVET NUT M8 HUC/ROF 5 0	2
98	60004076110	CHAIN SLIDING KIT BELOW	x
99	58403060010	CHAIN ROLL KIT 06-13	1

C086260310

* NEW PART

X ON DEMAND



POS	PARTNUMBER	PARTNAME	PIECE
1	6250302300033	SIDE STAND L=236MM 07	1
2	61003028001	SCREW SIDE STAND SPRING 05	1
3	61003024000	SPRING L=116 MM 05	1
5	62503027100	% SCREW F. SIDE STAND M10X31,2	1
6	62503028010	SIDE STAND PICKUP 05	1
7	0035100309S	AH-COLLAR SCREW M10X30 ISA45	4
8	61011045000	SIDE STAND SENSOR 05	1
9	0084040103	CYL.HEAD SCREW DIN84A M4x10	2
10	61003026000	SIDE STAND BRACKET 05	1
12	62503029050	MAGNET HOLDER 05	1
13	0025060126	HH COLLAR SCREW M6X12 TX30	1
14	62503029000	SUPPORT SIDE STAND SWITCH 05	1

086260360

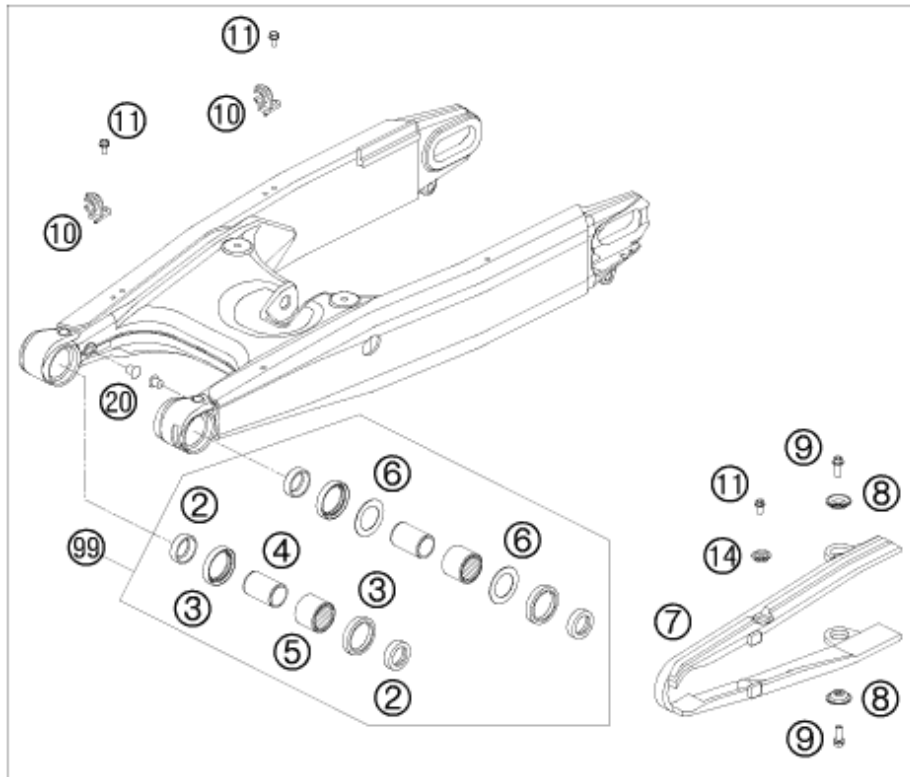
C086260360

* NEW PART

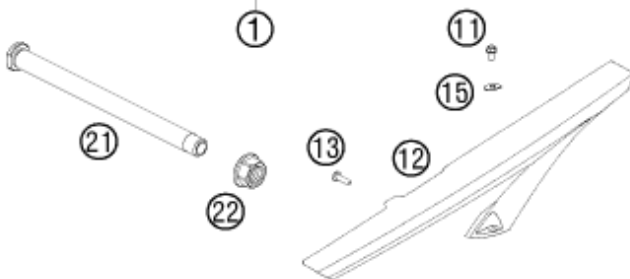
X ON DEMAND

SWING ARM

990 SUPERMOTO BLACK EU 2008



POS	PARTNUMBER	PARTNAME	PIECE
1	61004030044	SWINGARM CPL. 990 DUKE 05	1
2	60004034000	BUCKET F. SHAFT SEAL RING 03	4
3	0760304073	SHAFT SEAL RING 30X40X7	4
4	60004032000	INNER RING JR20X25X38,5 03	2
5	60004031000	NEEDLE BUSH HK2526B 03	2
6	60004033000	STOP DISK 03	2
7	60004066100	CHAIN SLID. GUARD SWINGARM 05	1
8	72210079000	BUCKET	2
9	0025060166	HH COLLAR SCREW M6X16 TX30	2
10	5461107610030	RET. CLAMP F. BRAKE HOSE BLACK	2
11	0009050103	% SPECIAL SCREW M 5,0X10	4
12	61004060000	CHAINGUARD 05	1
13	0081500181	% SCREW FOR PLASTIC D=5X18	1
14	46104066050	BUSH FOR CHAINSLIDER GUARD 02	1
15	61004060050	WASHER CHAINGUARD 05	1
20	60004042000	PLUG SFL12 GREY 05	2
21	60004037144	% SWINGARM BOLT CPL. 05	1
22	60004038000	% COLLAR NUT M19X1,5 WS=27MM	1
99	60004230010	SWINGARM REP. KIT	1

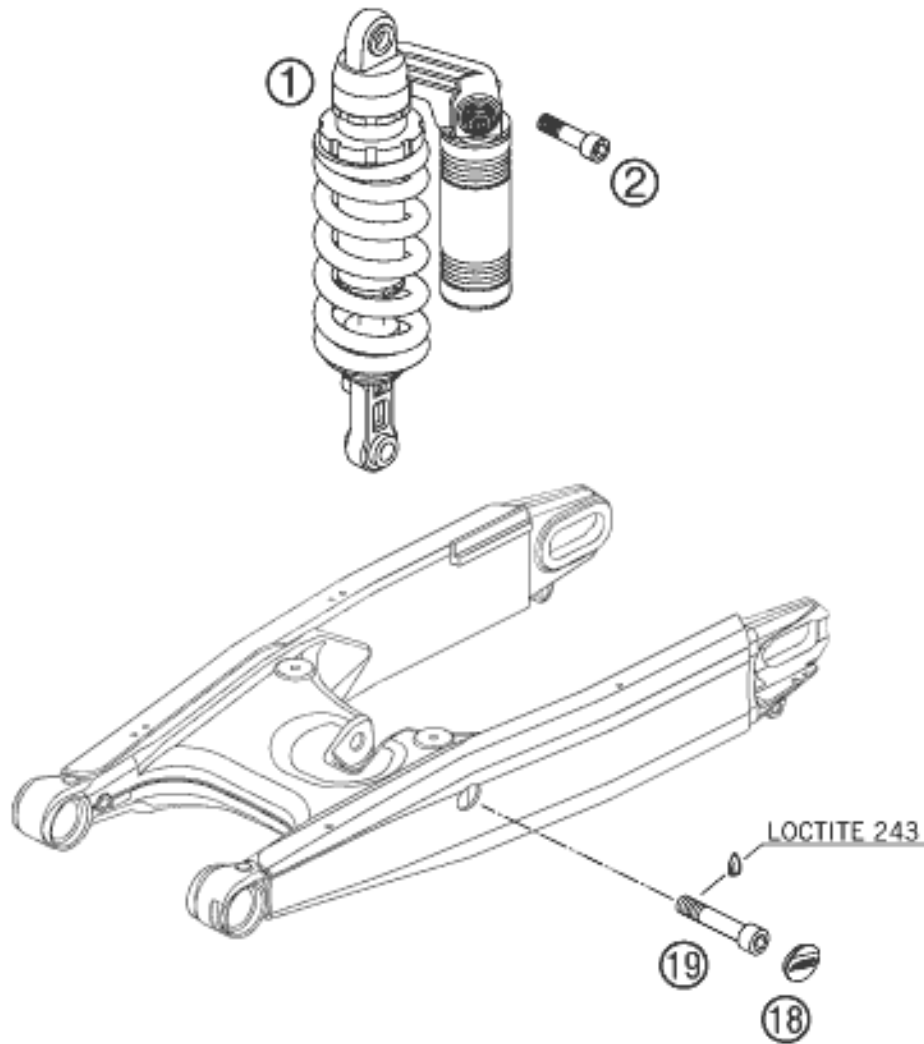


086260490

C086260490

* NEW PART

X ON DEMAND



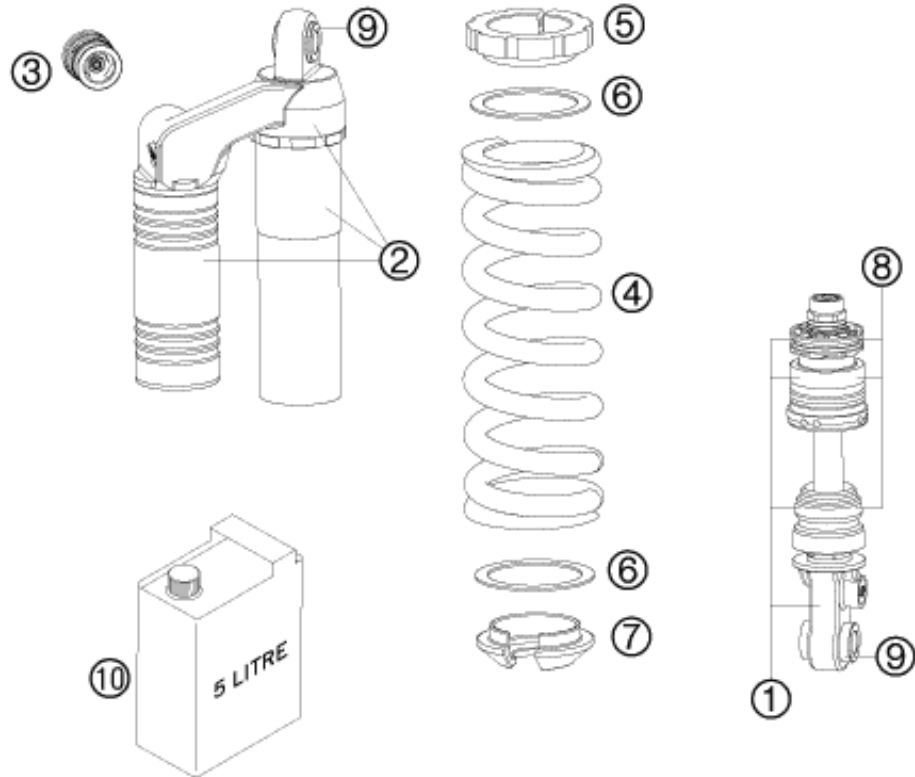
POS	PARTNUMBER	PARTNAME	PIECE
1	15187D15	MONOSHOCK 990 SUPERMOTO 08	1
2	60004016000	SCREW M14X1,5 L=55MM 03	1
18	60004041000	PLUG SWINGARM 03	1
19	60004017000	SCREW M14X1,5 L=73MM 03	1

086260410

C086260410

* NEW PART

X ON DEMAND



POS	PARTNUMBER	PARTNAME	PIECE
1	46180399S1	MONOSHOCK LOWER PART CPL. 05	1
2	46180398S1	MONOSHOCK CASE TOP 05	1
3	50180213S6	DCC-COMPR.DAMP.CONTROL CPL. 04	1
4	91010171S	SPRING 120-215 (59) D=13 WHITE	x
4	91010086S	SPRING 130-215(59)D=13,5 WHITE	x
4	91010285S	SPRING 130-215(59)D13,5 ORANGE	1
4	91010172S	SPRING 140-215(59)D=13,75WHITE	x
5	46180394S	ADJUSTING NUT M5X1,5	1
6	50180410	INTERM.RING D=58	2
7	46180396	SPRING RETAINER H=15 D=28	1
8	R15004	REPAIR KIT GASKET 05	1
9	R15003	REPAIR KIT BEARINGS 05	1
10	50180342S1	%SHOCK ABSORBER FLUID 5 LT '03	1

086260430

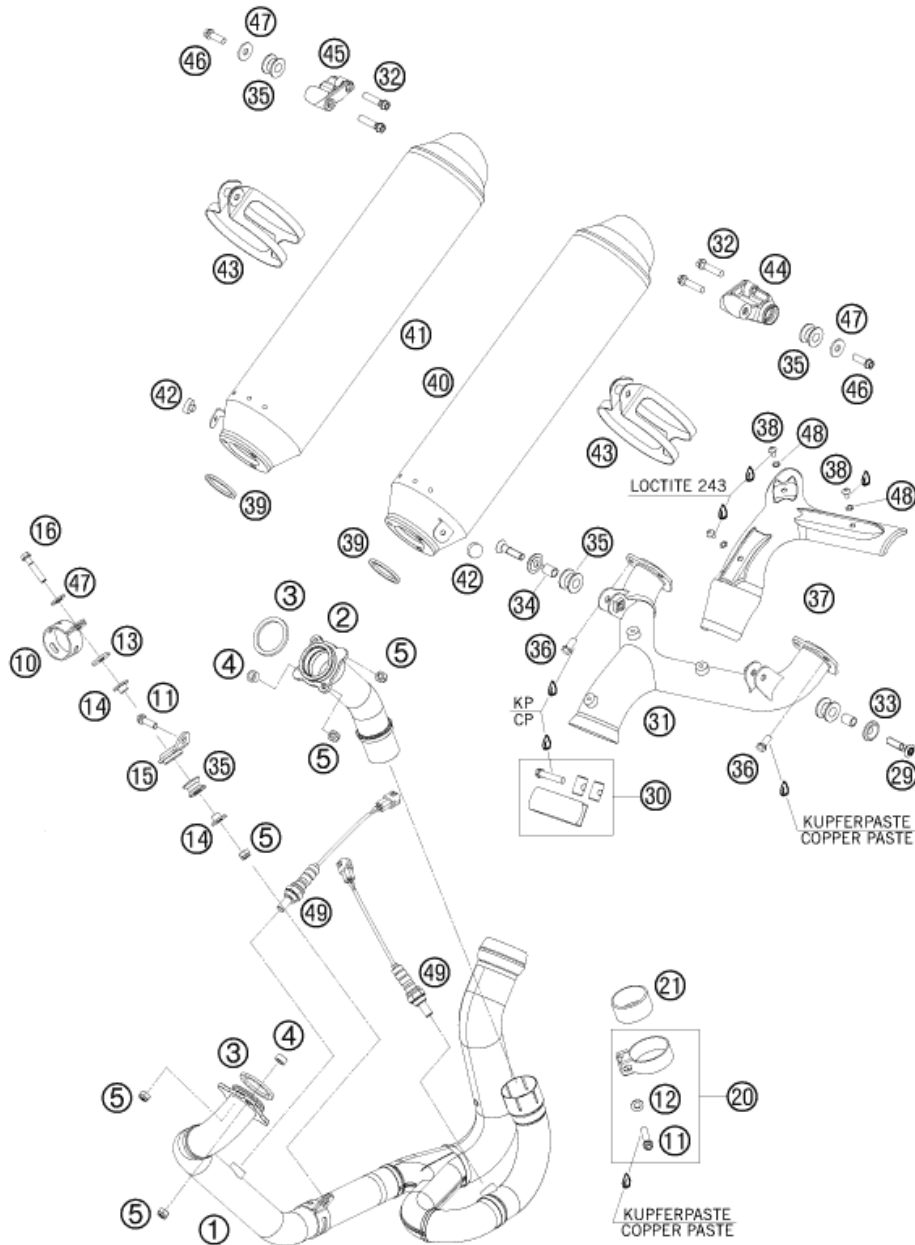
C086260430

* NEW PART

X ON DEMAND

EXHAUST SYSTEM

990 SUPERMOTO BLACK EU 2008



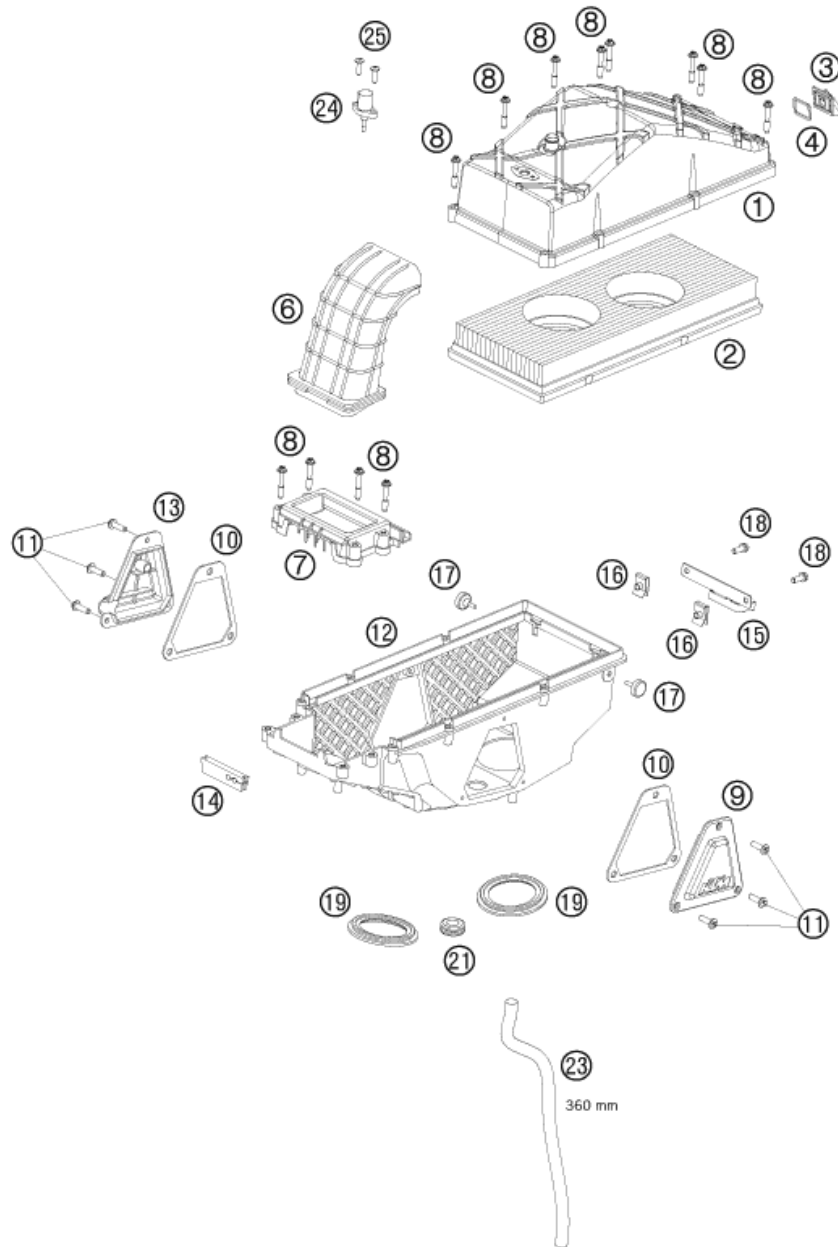
086260510

POS	PARTNUMBER	PARTNAME	PIECE
1	62605007000	EXHAUST MANIFOLD	1
2	61105008000	EXHAUST PIPE REAR 07	1
3	61005005000	EXHAUST GASKET 05	2
4	61005009000	SPACER BUSH. 8,5X15X7,5 05	2
5	51010086100	SELF LOCKING NUT M 8 CU	5
6	0908100000	PLUG DIN0908-M10X1 A2	2
7	0603100141	COPPER GASKET DIN7603-10X14X1	2
10	61005007049	CLAMP EXHAUST PIPE 05	1
11	0025080356	HH COLLAR SCREW M8X35 TX40	2
12	0125080003	WASHER DIN0125-A 8,4	1
13	51005067000	INSULATE WASHER 8,5X28X3	1
14	58405050065	COLLAR BUSH 8,5X12X23,5X10	2
15	62505015150	EXHAUST PIPE BRACKET FRONT 07	1
16	0025080406	HH COLLAR SCREW M8X40 TX40	1
20*	61105051000	EXHAUST CLAMP 52,2MM 07	1
21	58405005001	GRAPHITRING 45X50X25	1
29	0019080356	COUNTERSUNK SCREW ISA45 M8X35	2
30	61005052000	EXHAUST CLAMP CPL. 05	1
31	62505048100	DISTRIBUTOR TUBE 05	1
32	0025080306	HH COLLAR SCREW M8X30 TX40	4
33	62603061000	SPECIAL WASHER 8X24 ALU H=4,2	2
34	62505069000	SPACER BUSH. 8,5X12X18MM 05	2
35	54305068100	DAMP. COMPONENT SILICONE GREY	5
36	0025080166	HH COLLAR SCREW M8X16 TX40	6
37	62505047000	THERMAL SHIELD 05	1
38	58605083010	% SCREW TORX M5X10 05	3
39	60005005002	EXHAUST GASKET 03	2
40*	62605082000	SILENCER L/S 08	1
41*	62605083000	SILENCER R/S 08	1
42	54308042000	RUBBER BUFFER	2
43	60005095000	CLAMP FOR SILENCER CPL. 03	2
44	6000508500001S	SILENCER/HANDLE HOLDER L/S 07	1
45	6000508600001S	SILENCER/HANDLE HOLDER R/S 07	1
46	0025080256	HH COLLAR SCREW M8X25 TX40	2
47	0021080003	WASHER DIN9021-A 8,4	3
48	0797050000	TOOTH LOCK WASHER DIN6797-J	3
49	61041090000	LAMBDA SENSOR 05	2

C086260510

* NEW PART

X ON DEMAND



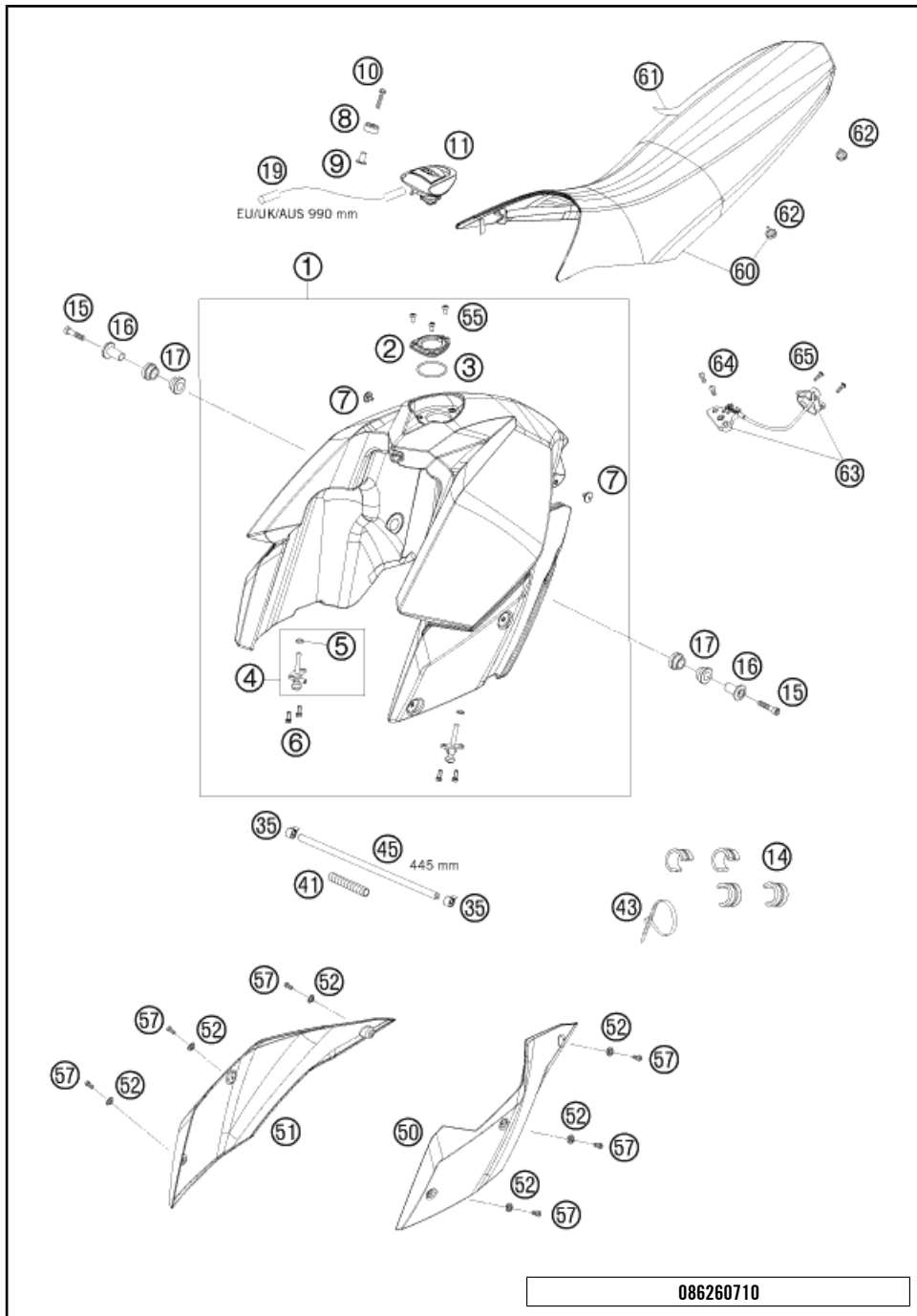
POS	PARTNUMBER	PARTNAME	PIECE
1	61006002000	AIRBOX COVER 990 DUKE 04	1
2	61006015000	AIR FILTER EFI 05	1
3	60006007000	CONNECTOR FOR SAS LC8 03	1
4	60006007050	GASKET SAS CONNECTOR 03	1
6	60006040000	INTAKE SNORKEL 03	1
7	60006004000	AIRBOX FRONT PART LC8 03	1
8	60006006000	SPECIAL SCREW K60X35/15 03	12
9	60006003002	AIRBOX COVER L/S R/S 03	1
10	60006003050	GASKET F. AIRBOX COVER L/S R/S	2
11	0017060203	% EJOT PT SCREW K60X20 WS=6	6
12	61006001000	FILTER BOX LOWER PART 990 05	1
13	61006003002	AIRBOX COVER R/S EFI 05	1
14	61006001030	RUBBER SLEEVE F. THR. CABLE 05	1
15	61006001020	SAS-BRACKET PANEL 05	1
16	54603048100	RANGE CHANGE METAL NUT M6	2
17	60006001021	DISTANCE RUBBER AIRBOX 03	3
18	0025060166	HH COLLAR SCREW M6X16 TX30	2
19	60036045000	RUBBER SLEEVE AIRBOX 03	2
21	60006001041	RUBBER SLEEVE FUEL HOSE 03	1
23	57005020001	HOSE 10X14 PER METER	0
24	61041080000	AMBIENT-AIR TEMPERATURE SENSOR	1
25*	0081050181	SCREW FOR PLASTIC K50X18 T20	2

086260610

C086260610

* NEW PART

X ON DEMAND

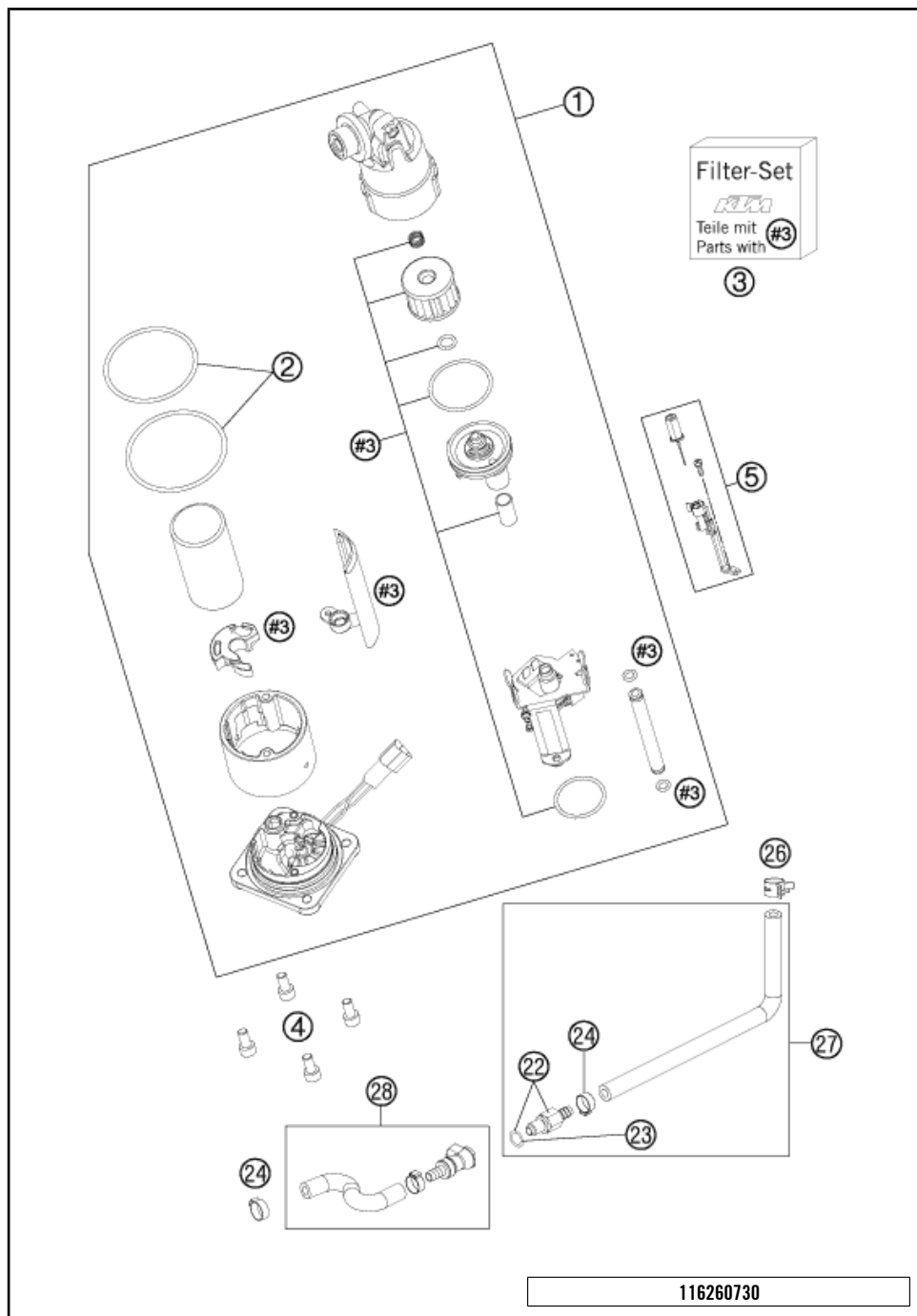


POS	PARTNUMBER	PARTNAME	PIECE
1*	6260701304433A	FUEL TANK CPL. 19LT. 08	1
2	76507008050	% CLOSURE FLANGE	1
3	0770050030	O-RING 50,00X3,00 VITON	1
4	58507003000	% FUEL COCK CPL. SM. RALLYE'96	2
5	55007006200	%O-RING 11X1,8 NBR 70	2
6	014580060166	CYL. SCREW DIN14580 M 6X16	4
7	58407011100	SCREW FOR SEAT M6X11,5/8	2
8	50307014000	TANK ROLLER 12X26X12 '98	1
9	62503009000	COLLAR BUSHING 9,5X18X19,8X1,5	1
10	0025060306	HH COLLAR SCREW M6X30 TX30	1
11*	58407008300	TANK PLUG	1
14	61007014000	SPACER FUEL TANK 05	4
15	0912080403	AH SCREW DIN912 M8X40	2
16	61007060000	BEARING BUSHING OUTSIDE 05	2
17	61007065000	TANK RUBBER BUSHING FRONT 05	2
19	60007026001	% HOSE NBR 5,4X9,4 PER METER	1
35*	62607017000	YDNAC CLAMP 12,5MM	4
41	62507016050	THERMAL PROTECTION L=105MM 05	1
43	44011076200	CABLE TIE 200/3,6MM BLACK	4
45	60007216445	HOSE 6X13 L=445 MM 08	1
50*	6260805000030	SPOILER L/S 08	1
51*	6260805100030	SPOILER R/S 08	1
52	60008045000	SPECIAL WASHER D=16,5MM 03	4
55	58605083010	% SCREW TORX M5X10 05	3
57	014580060126	CYL. SCREW DIN14580 M 6X12	4
60*	62607040000	SEAT 08	1
61*	62607040050	SEAT COVER 08	1
62	60006001021	DISTANCE RUBBER AIRBOX 03	4
63*	62607050000	SEAT LOCK	1
64	0738060181	COU.SUNK SCR. AH ISO7380 M6X18	2
65	0081050181	SCREW FOR PLASTIC K50X18 T20	2

086260710

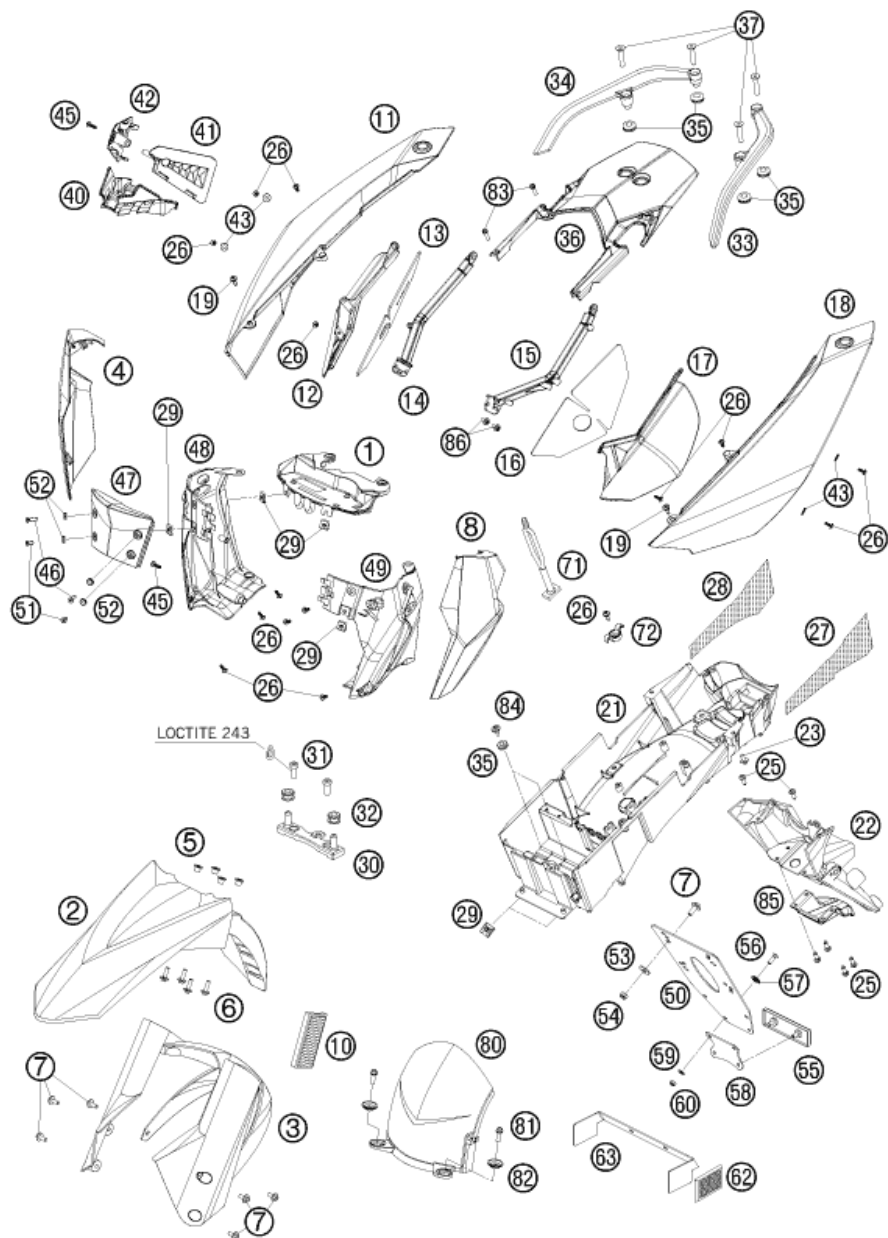
C086260711

* NEW PART X ON DEMAND



POS	PARTNUMBER	PARTNAME	PIECE
1	61007088200	PUMP WITHOUT RESERVE INDICATOR REQUIRED: ITEM NUMBER 5	1
2	61007089000	O-RING SET FOR FUEL PUMP 05	1
3	61007090000	% FILTER-SET FUEL PUMP 05	1
4	014580060166	CYL. SCREW DIN14580 M 6X16	4
5	62612045000	CONV. KIT FUEL RESERVE INDICAT	1
22	5850701030030	PLUG CPC BLACK 05	1
23	58507012000	O-RING VITON F. PLUG CPC 05	1
24	00050153706	%VARIABLE ONE-EAR CLAMP 15,3MM	2
26	00049140121	CLAMP STD DN14	1
27	61007116050	FUEL HOSE 1 CPL.	1
28	62607016044	FUEL HOSE CPL.	1

* NEW PART X ON DEMAND



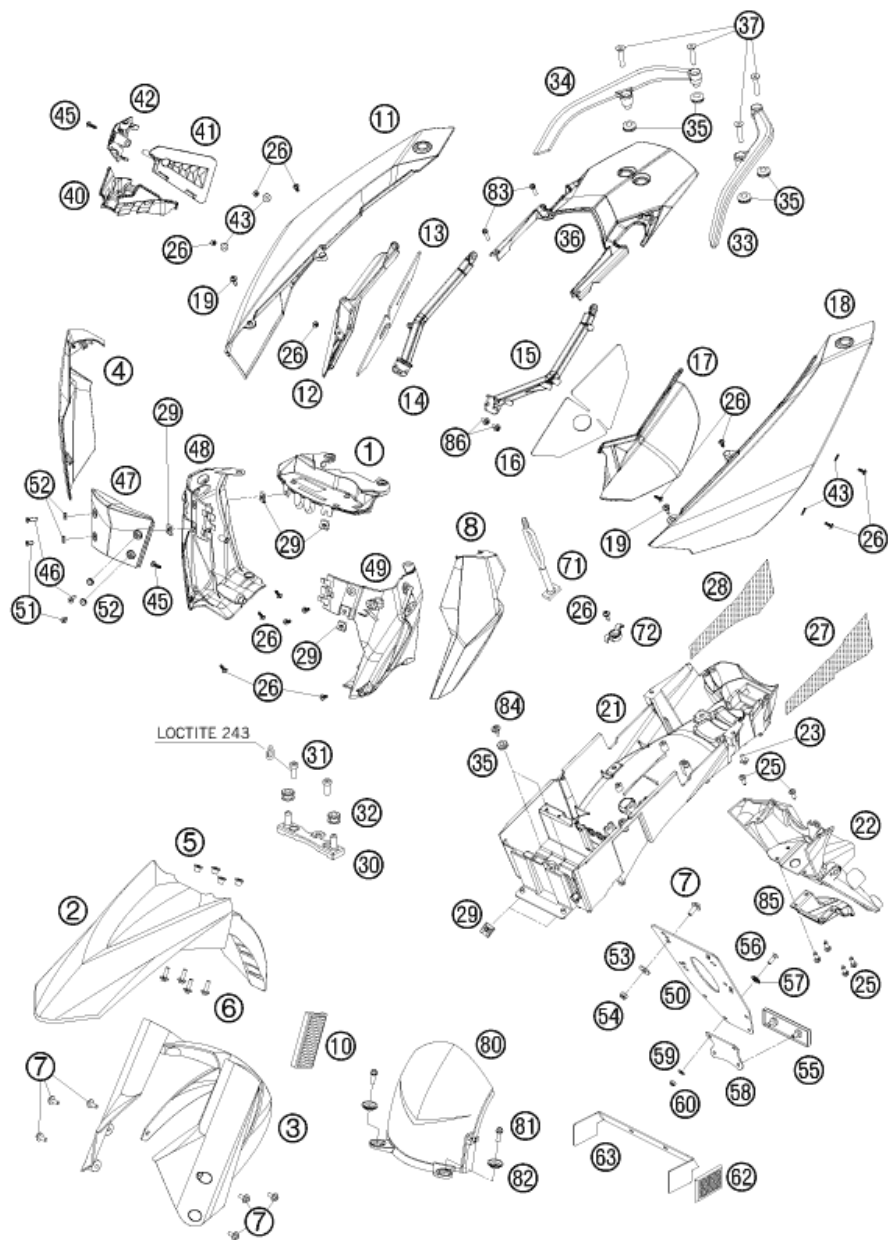
086260810

POS	PARTNUMBER	PARTNAME	PIECE
1	62608006033	SPEEDOMETER SUPPORT 08	1
2	6250801000030A	FENDER FRONT BLACK 05	1
3	62501094000	SPLASH PROTECT. 05	1
4	6260800200030A	MASK SPOILER R/S 08	1
5	62508009000	COLLAR BUSHING 7,2X10X15X8,5	4
6	0024060206	HH COLLAR SCREW M6X20 TX30	4
7	0024060156	HH COLLAR SCREW M6X15 TX30	10
8	6260800300030A	MASK SPOILER L/S 08	1
10	60012080000	SIDE REFLECTOR YELLOW 03 ONLY FOR USA+AUS+UK	x
11	6260804200030	SIDE COVER R/S REAR 08	1
12	62605091000	HEAT SHIELD R/S 08	1
13	62605091050	THERMAL PROT. FOIL R/S 08	1
14	62608042050	SUPPORT SIDE COVER R/S REAR 08	1
15	62608041050	SUPPORT SIDE COVER L/S REAR 08	1
16	62605090050	THERMAL PROT. FOIL L/S 08	1
17	62605090000	HEAT SHIELD L/S 08	1
18	6260804100030	SIDE COVER L/S REAR 08	1
19	69008021060	SPECIAL SCREW M5X17	2
21	62508019400	REAR END LOWER PART 08	1
22	62508015000	NUMB.Plate CARRIER 05	1
23	0024060136	HH COLLAR SCREW M6X13 TX30	2
25	0017060203	% EJOT PT SCREW K60X20 WS=6	6
26	0081050121	SCREW FOR PLASTIC K50X12 T20	10
27	62508019250	THERMAL PROTECTON FOIL L/S 07	1
28	62508019360	THERMAL PROTECTON FOIL R/S 07	1
29	54603048200	RANGE CHANGE METAL NUT M5	8
30	62514064000	MASK SUPPORT BOTTOM 05	1
31	014580060166	CYL. SCREW DIN14580 M 6X16	2
32	60039030000	VIBRATION DAMPER DIGITALBOX 03	2
33	6301210800001S	HAND GRIP L/S	1
34	6301210900001S	HAND GRIP R/S	1
35	41001052000	RUBBER SLEEVE D=12MM	4
36	6260801300030	% FENDER REAR BLACK 08	1
37	0019080456	COUNTERSUNK SCREW ISA45 M5X45	4
40	60003087000	SPLASH PROTECTOR FRAME 05	1
41	62603085000	COVER STEARING HEAD UP.L/S	1
42	62603086000	COVER STEARING HEAD UP.R/S	1

C086260811

* NEW PART

X ON DEMAND



086260810

POS	PARTNUMBER	PARTNAME	PIECE
43	75008023000	WASHER REAR-UT D=14MM	4
45	0081050181	SCREW FOR PLASTIC K50X18 T20	2
46	0019050201	COUNTERSUNK SCREW ISA25 M5X20	2
47	62608001000	MASK FRONT PART 08	1
48	62608004000	MASK REAR PART R/S 08	1
49	62608005000	MASK REAR PART L/S 08	1
50	60012081200	LICENCE FITTING 06	1
51	0019050121	COUNTERSUNK SCREW ISA25 M5X12	2
52	60008046000	SPECIAL WASHER D=12MM 03	4
53	0021060003	WASHER DIN9021-A 6,4	4
54	0985060003	SELF LOCK. NUT DIN0985-M 6	4
55	58412080000	% REFLECTOR RED	1
56	0966050163	OVAL HEAD SCREW DIN0966-M 5X16	2
57	40006006000	WASHER 6MM	2
58	58412080050	BRACKET FOR REFLECTOR	1
59	0125050003	WASHER DIN0125-A 5,3	2
60	0985050003	SELF LOCKING NUT DIN0985-M 5	2
62	16512180100	SIDE REFLECTOR RED REAR	2
63	62512081000	BRACKET SIDE REFLECTOR 06	1
71	50303018000	RUBBER L=145MM	1
72	62508021000	SUPPORT TOOL SET 05	1
80	61008014000	SPLASH PROTECT. 05	1
81	0025060166	HH COLLAR SCREW M6X16 TX30	2
82	72210079000	BUCKET	2
83	0025060126	HH COLLAR SCREW M6X12 TX30	4
84	60035001000	SPECIAL SCREW M6X21 WS=8	2
85	62608015001	COVER NUMB. PLATE CARRIER	1

C086260811


* NEW PART

X ON DEMAND

DECAL

990 SUPERMOTO BLACK EU 2008

POS	PARTNUMBER	PARTNAME	PIECE
1	62608099100	DECAL SET BLACK 990 SM 08	1



086260831

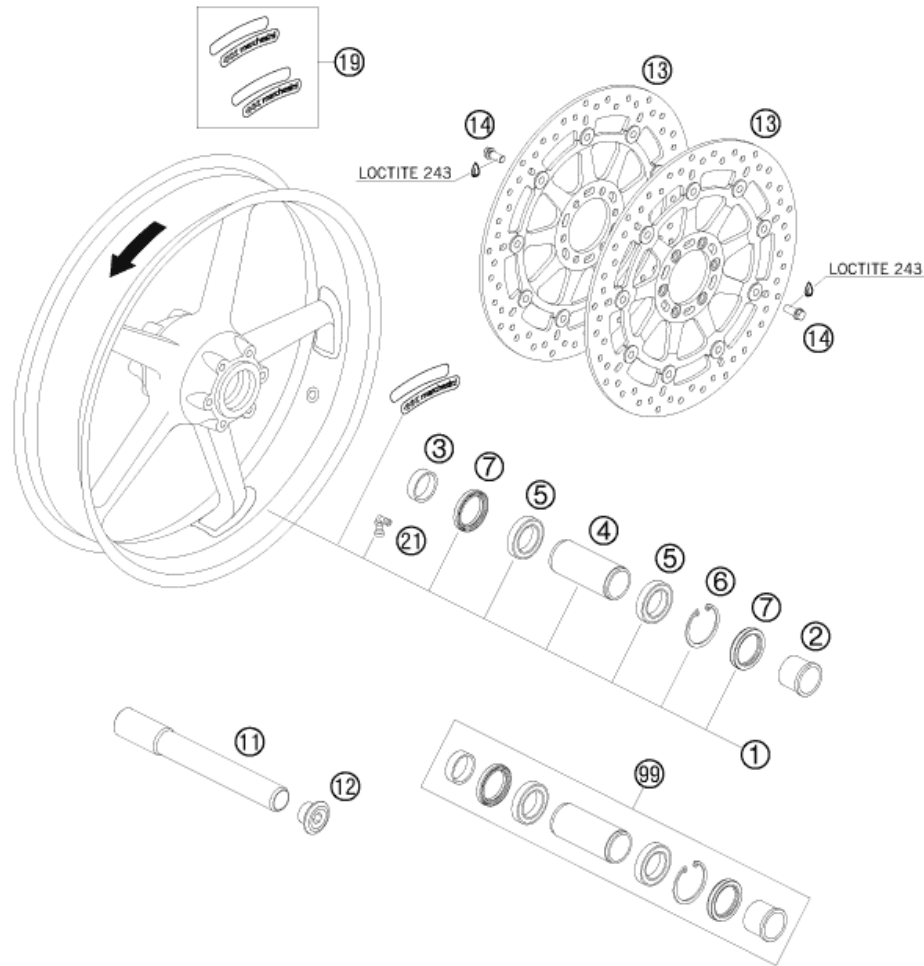
C086260831

* NEW PART

X ON DEMAND

FRONT WHEEL

990 SUPERMOTO BLACK EU 2008



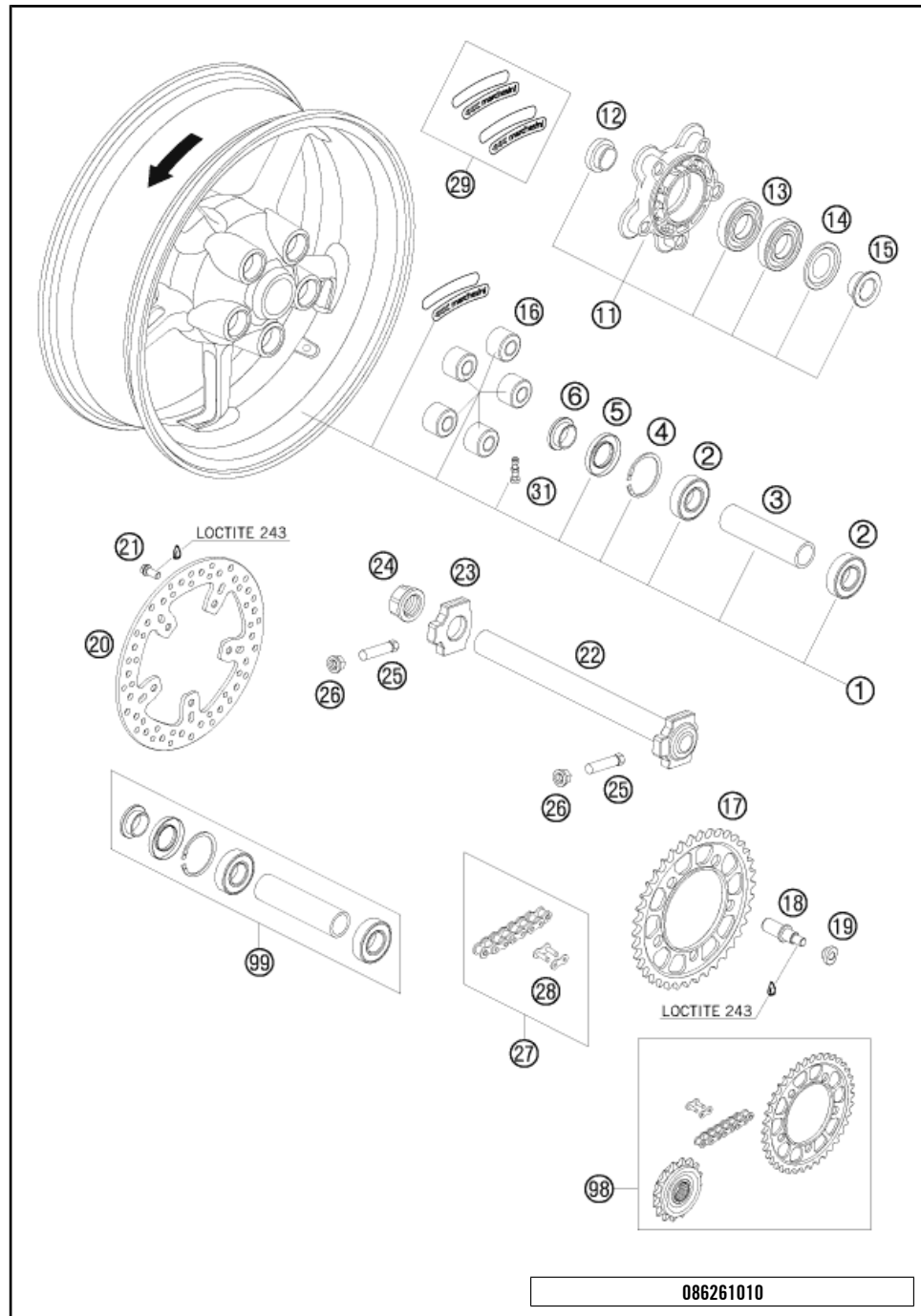
POS	PARTNUMBER	PARTNAME	PIECE
1	6100900104430	% FRONT WHEEL CPL. BLACK 07	1
2	61009012000	SPACER BUSH. FR. WHEEL L/S 05	1
3	60009013000	SPACER BUSH. FR. WHEEL R/S 03	1
4	61009011000	BEARING SPACER TUBE FRONT 05	1
5	0625069068	GR.BALL BEAR.6906 DDU2CG23S6NM	2
6	0472048175	LOCK RING DIN0472-48X1,75	1
7	0760354771	SHAFT SEAL RING 35X47X7 TC	2
11	61009081000	WHEEL SPINDEL FRONT 05	1
12	61009082000	AH SCREW M25X1,5 WS=12 05	1
13	62509060000	BRAKE DISK D=305MM 05	2
14	61009062018	SPECIAL SCREW M8X18 05	12
19	00050000120	STICKER MARCH. 2L/S+2R/S WHITE	1
21	61009076000	VALVE ANGLED 90° 05	1
99	61009015000	FRONT WHEEL REP. KIT	x

086260910

C086260910

* NEW PART

X ON DEMAND

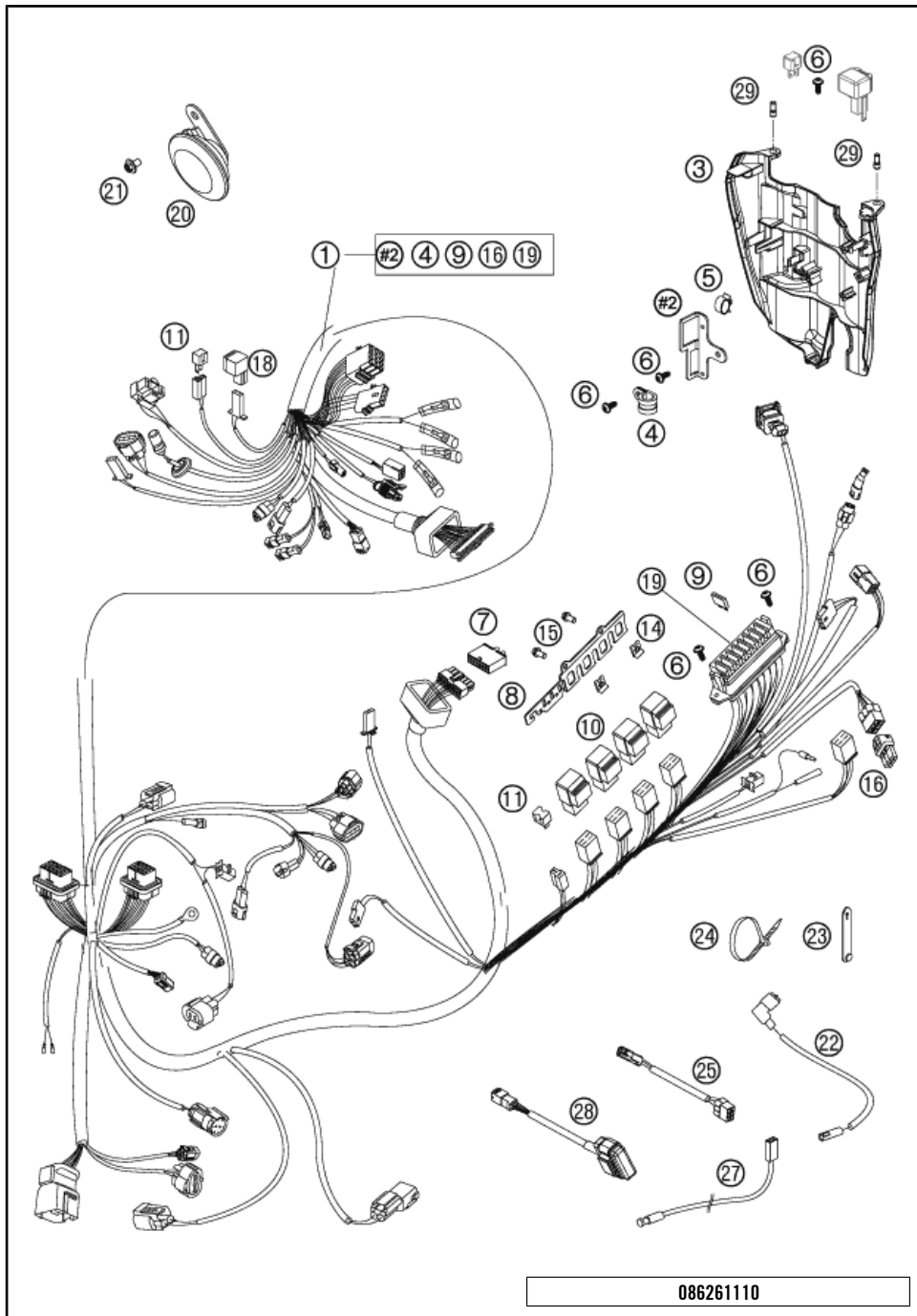


POS	PARTNUMBER	PARTNAME	PIECE
1	6101000104430	% REAR WHEEL CPL. BLACK 07	1
2	0625062052	GR.BALL BEAR. 6205-2RSHC3HMTF7	2
3	61010011000	BEARING SPACER TUBE REAR 05	1
4	0472052200	CIRCLIP DIN0472-52X2	1
5	0760305271	SHAFT SEAL RING 30X52X7	1
6	60010013000	SPACER BUSH. REAR WHEEL R/S 03	1
11	61010050144	% SPROCKET SUPPORT CPL. 06	1
12	60110014000	SPACER BUSH. SPR. SUPP. IN. 06	1
13	0625060060	BALL BEARING 6006 DDU2CG23S6NM	2
14	60110016000	NILOS RING 6006AV	1
15	60110012000	SPACER BUSH. SPROCKET SUPP. 06	1
16	61010059000	DAMPING RUBBER 05	5
17	61010051138	REAR SPROCKET 38-T STEEL 05	x
17	61010051139	REAR SPROCKET 39-T STEEL 05	x
17	61010051140	REAR SPROCKET 40-T STEEL 05	x
17	61010051141	REAR SPROCKET 41-T STEEL 05	1
17	61010051142	REAR SPROCKET 42-T STEEL 05	x
18	61010056000	BOLT FOR SPROCKET SUPPORT 05	5
19	61010057000	NUT REAR SPROCKET 05	5
20	61010060000	BRAKE DISK REAR D=240MM 05	1
21	61009062018	SPECIAL SCREW M8X18 05	5
22	60010081044	% WHEEL SPINDLE REAR CPL. 03	1
23	60010084000	CHAIN TENSIONER R/S LC8 03	1
24	61010086000	COLLAR NUT M25X1,5 WS=32 05	1
25	50304040100	SCREW M10X1,25X50 WS=10	2
26	58414030000	HH COLLAR NUT M10X1,25 WS=13	2
27	60010165118	CHAIN 525 WITH MASTER LINK 03 CUT TO 112 CHAIN LINKS	1
28	60010066000	MASTER LINK FOR CHAIN 525 03 NEEDS RIVET TOOL	x
29	00050000120	STICKER MARCH. 2L/S+2R/S WHITE	1
31	58709076000	VALVE CPL. BREMBO DUKE 2003	1
98	00050002012	DRIVETRAIN KIT SM/SMR 17T/41T	x
99	61010015000	REAR WHEEL REP. KIT	x

086261010

C086261010

* NEW PART X ON DEMAND

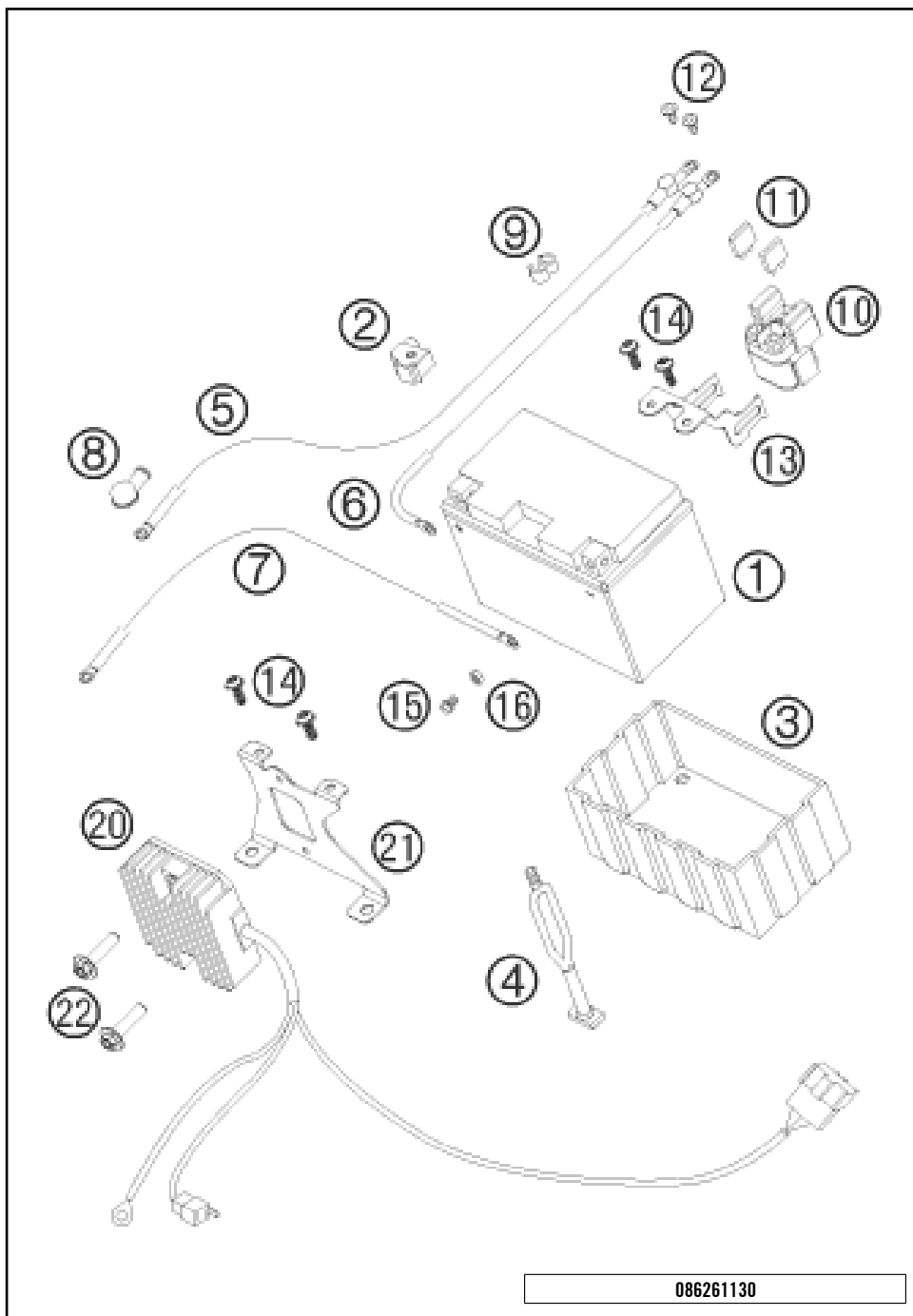


POS	PARTNUMBER	PARTNAME	PIECE
1	62611075000	MAIN WIRING HARNESS 990 SM 08	1
3	62608032000	BRACKET FOR PLUGS CPL. 08	1
4	59007439000	CLAMP RSGU 18/15 03	1
5	57013072100	WIRING HOLDER 16MM	1
6	0081050121	SCREW FOR PLASTIC K50X12 T20	5
7	61011075020	DUMMY PLUG ALARM SYSTEM 05	1
8	62511057050	BRACKET RELAY 05	1
9	58011109110	FUSE 10 A 2000	x
9	58011109115	FUSE 15 A	x
10	61111057000	RELAY CM1A-R-12V-H80 07	4
11	58411096100	DIODE S3H-15 97	2
14	54603048200	RANGE CHANGE METAL NUT M5	2
15	0025050126	HH COLLAR SCREW M5X12 TX30	2
16	000700000BH	SPARE CONNECTOR BH 6-PINS	1
18	44611207200	FLASHER UNIT 97	1
19	58511075510	FUSE-BOX COVER	1
20	62511060000	DC HORN 05	1
21	0024060156	HH COLLAR SCREW M6X15 TX30	1
22	60011092000	OIL-PRESSURE SWITCH CABLE 03	1
23	60011093045	RUBBER CABLE TIE 45MM 03	x
23	60011093075	RUBBER CABLE TIE 75MM 03	x
24	44011076100	% CABLE TIE 100/2,5MM BLACK	x
24	44011076200	CABLE TIE 200/3,6MM BLACK	x
25	62611047000	CABLE FOR ROLLOVER SENSOR 08	1
27	61111018000	% TEMPERATURE SENSOR 07	1
28	61111020000	STARTER INTERLOCK	1
29*	62608032050	STYLUSES FOR COVER	2

086261110

C086261110

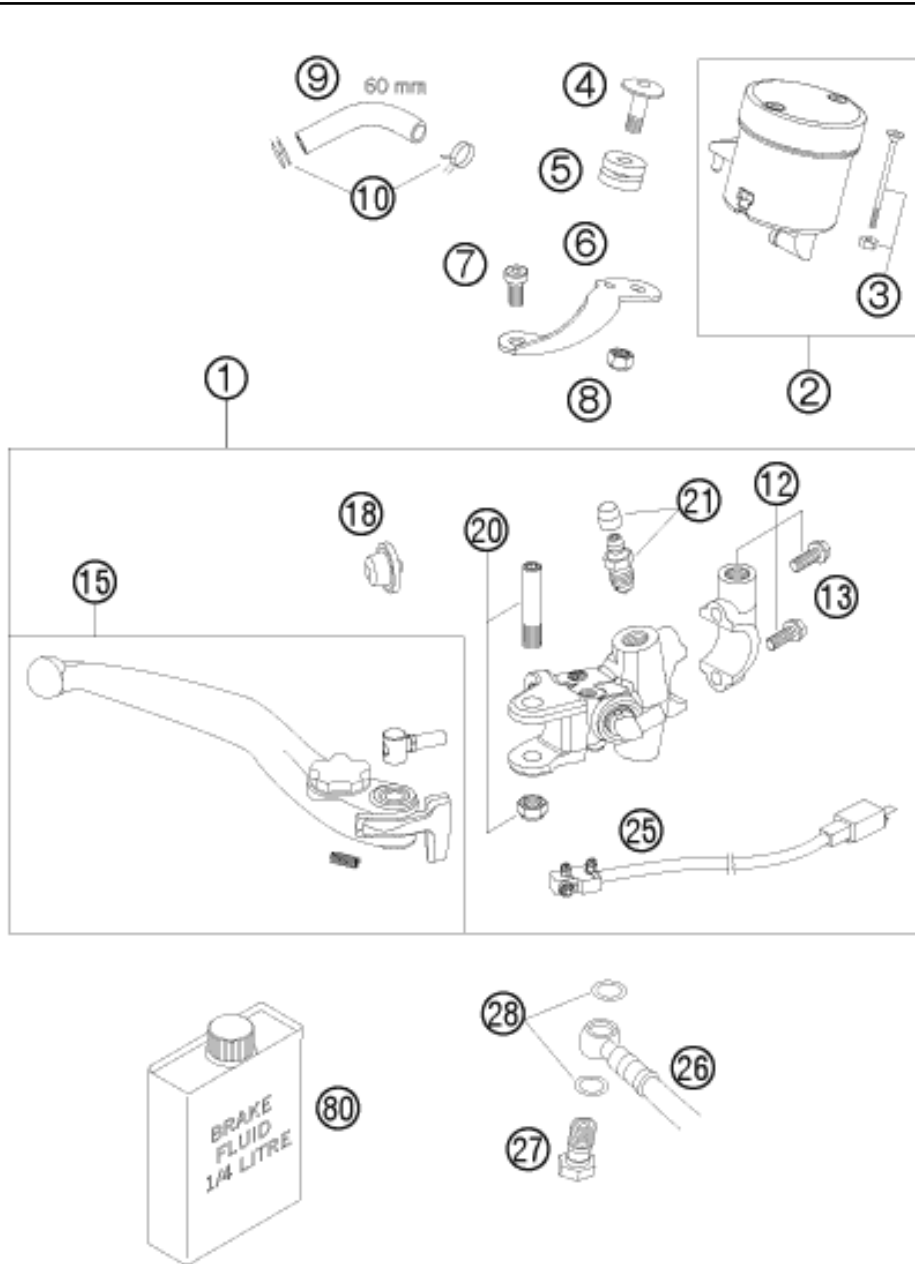
* NEW PART X ON DEMAND



POS	PARTNUMBER	PARTNAME	PIECE
1	60011053000	BATTERY 12V/11AH 03	1
2	62511059160	COVER POSITIVE POLE 06	1
3	58411053050	BATTERY COVER 96	1
4	50303018000	RUBBER L=145MM	1
5	62511059000	% STARTER CABLE L=650MM 05	1
6	62511059050	BATTERY CABLE L=125MM 05	1
7	62511097000	GROUND CABLE L=650MM 05	1
8	60040009000	RUBBER CAP STARTER PORT 03	1
9	55011022100	CLAMP D=6/8MM, BLACK	1
10	58211058000	STARTER RELAY 12V '99	1
11	58011109130	FUSE 30 A	x
12	0902060083	AH OVAL SCREW ISO 7380 M 6X8	2
13	62511058050	BRACKET START RELAY 05	1
14	0081050121	SCREW FOR PLASTIC K50X12 T20	4
15	0024060106	HH COLLAR SCREW M6X10 TX30	2
16	0934060003	HEXAGON NUT DIN0934-M 6	2
20	62511034100	VOLTAGE REGULATOR	1
21	62511037000	BRACKET VOLTAGE REGULATOR 05	1
22	0024060256	HH COLLAR SCREW M6X25 TX30	2

C086261130

* NEW PART X ON DEMAND



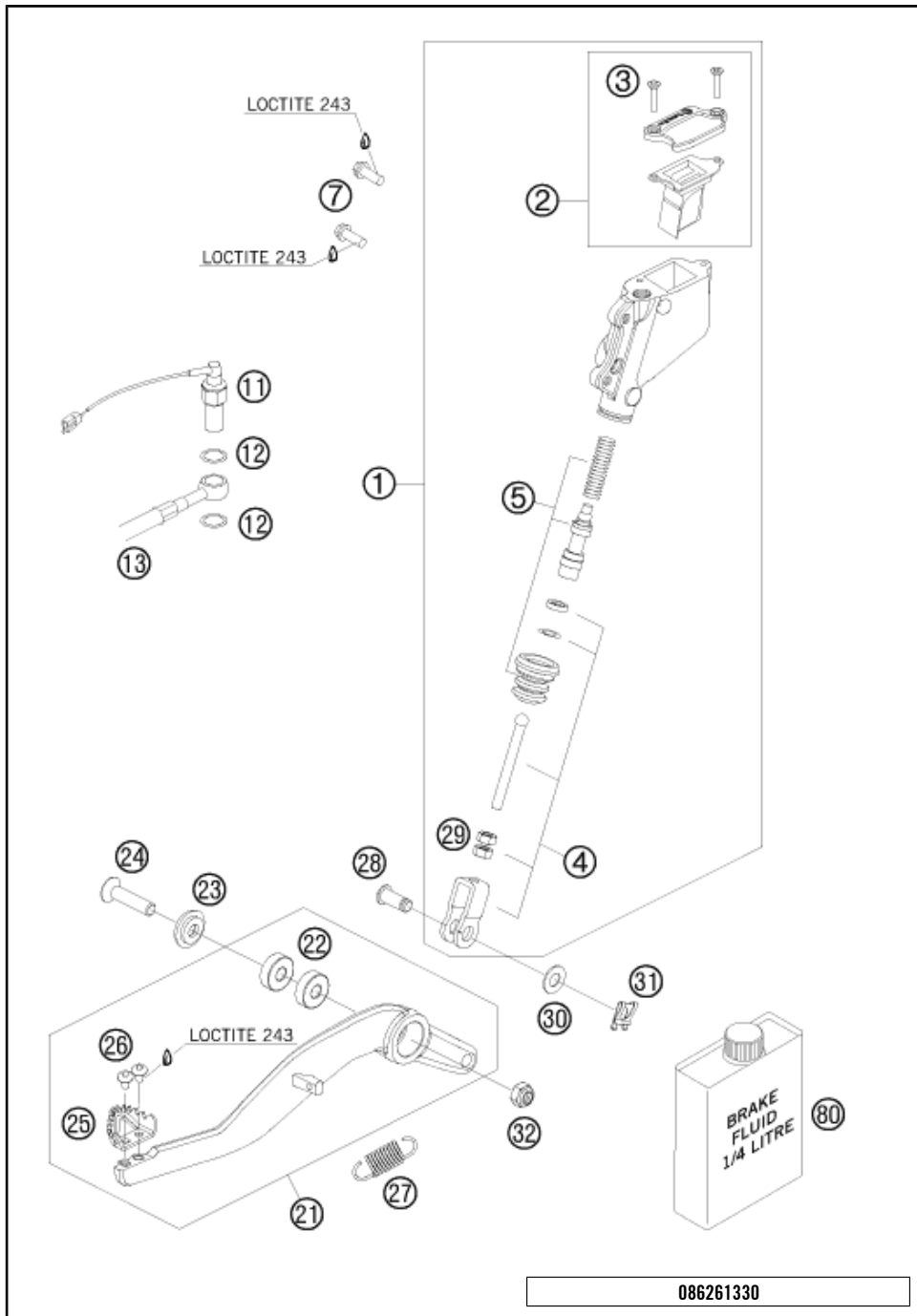
POS	PARTNUMBER	PARTNAME	PIECE
1	62513001100	% HAND BRAKE CYLINDER 07	1
2	61013009002	% BRAKE FLUID RESERVOIR CPL.	1
3	61013009003	SCREW + NUT FOR RESERVOIR	2
4	61013013050	SCREW RET.PANEL-RESERVOIR	1
5	61013013000	RUBBER BUSH 05	1
6	61013009001	RET.PANEL FLUID RES. FRONT 05	1
7	61013021000	SCREW RET.PANEL-BRAKE CYLINDER	1
8	61013009004	NUT FOR RESERVOIR	1
9	69013069001	HOSE FOR RESERVOIR 6X1,5	1
10	58007017000	YDNAC CLAMP 10101 (10,4MM)	2
12	61013005000	CLAMP CPL. 05	1
13	0025060256	HH COLLAR SCREW M6X25 TX30	2
15	62513002144	HAND BRAKE LEVER CPL. 07	1
18	61013008000	RUBBER CUP 05	1
20	61013006000	LEVER SCREW CPL. 05	1
21	60013020000	BLEEDER SCREW WITH CAP	1
25	61011050000	BRAKE LIGHT SWITCH FRONT 05	1
26	62513012000	BRAKE PIPE FRONT CPL. 05	1
27	50213025000	HOLLOW SCREW M10X1X19	1
28	0603100141	COPPER GASKET DIN7603-10X14X1	2
80	00062030000	BRAKE FLUID DOT5.1 0,25L	1

086261310

C086261310

* NEW PART

X ON DEMAND



POS	PARTNUMBER	PARTNAME	PIECE
1	60013060200	MAIN BRAKE CYLINDER CPL. 07	1
2	60013059100	COVER MAIN BRAKE CYLINDER CPL.	1
3	0965040161	FLAT HEAD SCREW DIN0965-M 4X16	2
4	60013056044	PUSH ROD CPL. '03	1
5	60013061000	REPAIR KIT PISTON 03	1
7	59009062016	SPECIAL SCREW M6X16 WS=8 10.9	2
11	50311051100	BRAKE LIGHT SWITCH REAR '98	1
12	0603100141	COPPER GASKET DIN7603-10X14X1	2
13	62513072000	BRAKE HOSE REAR 05	1
21	6251305004401S	FOOT BRAKE LEVER CPL. 07	1
22	0625006087	GROOVED BALL BEAR. 608 2RS C3	2
23	62603062000	SPECIAL WASHER 8X24 ALU H=2,6	1
24	0019080356	COUNTERSUNK SCREW ISA45 M8X35	1
25	54813051100	STEP PLATE FOR BRAKE LEVER	1
26	58605083010	% SCREW TORX M5X10 05	2
27	54603062000	% RETURN SPRING FOR BRAKELEVER	1
28	60013057000	BOLT F. LINK FORK 8X20X16,5	1
29	0934060003	HEXAGON NUT DIN0934-M 6	2
30	0125080003	WASHER DIN0125-A 8,4	1
31	60013058000	SECURING CLIP D=8MM 03	1
32	0985080003	SELF LOCKING NUT DIN0985-M 8	1
80	00062030000	BRAKE FLUID DOT5.1 0,25L	1

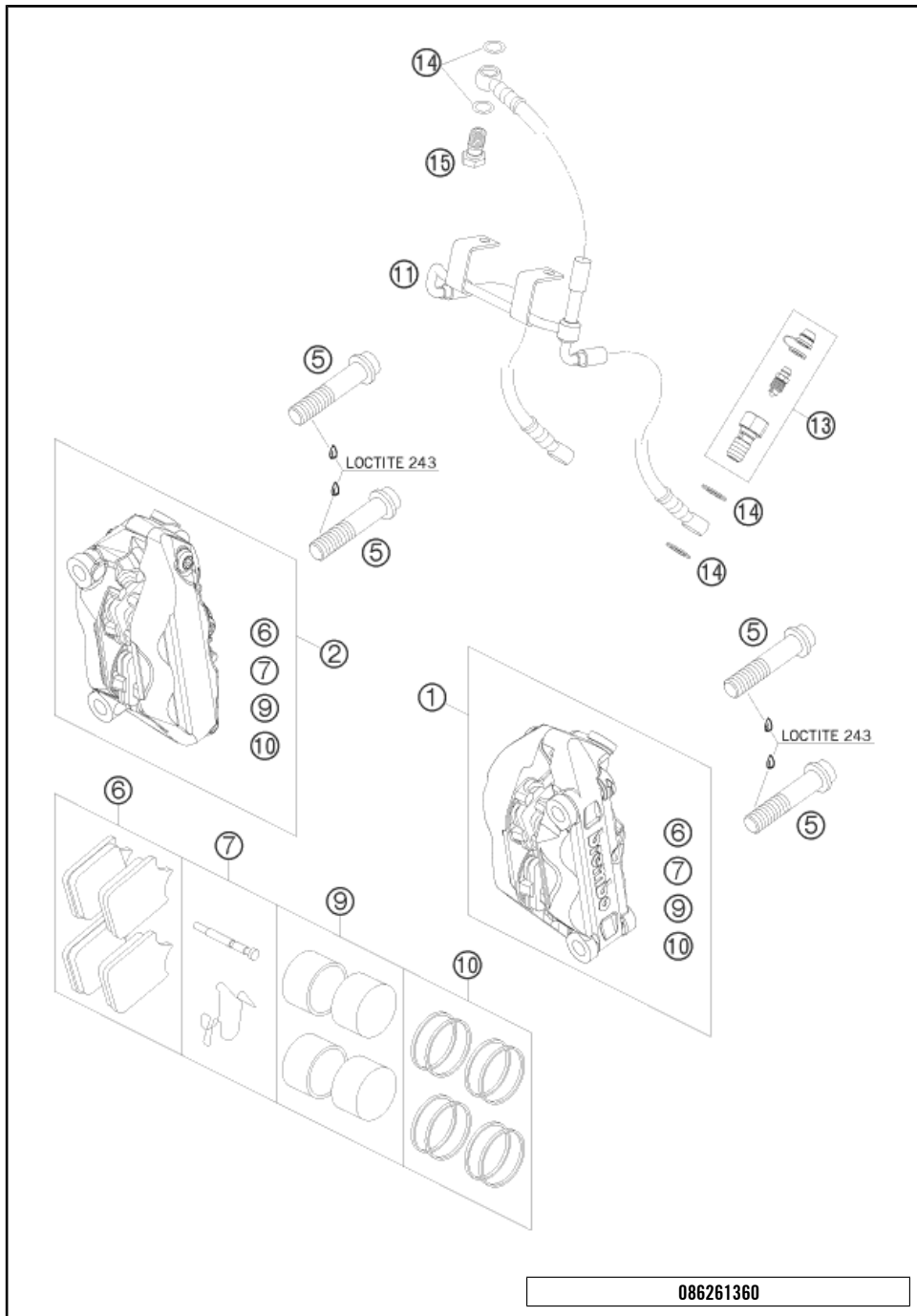
086261330

C086261330

* NEW PART X ON DEMAND

BRAKE CALIPER FRONT

990 SUPERMOTO BLACK EU 2008



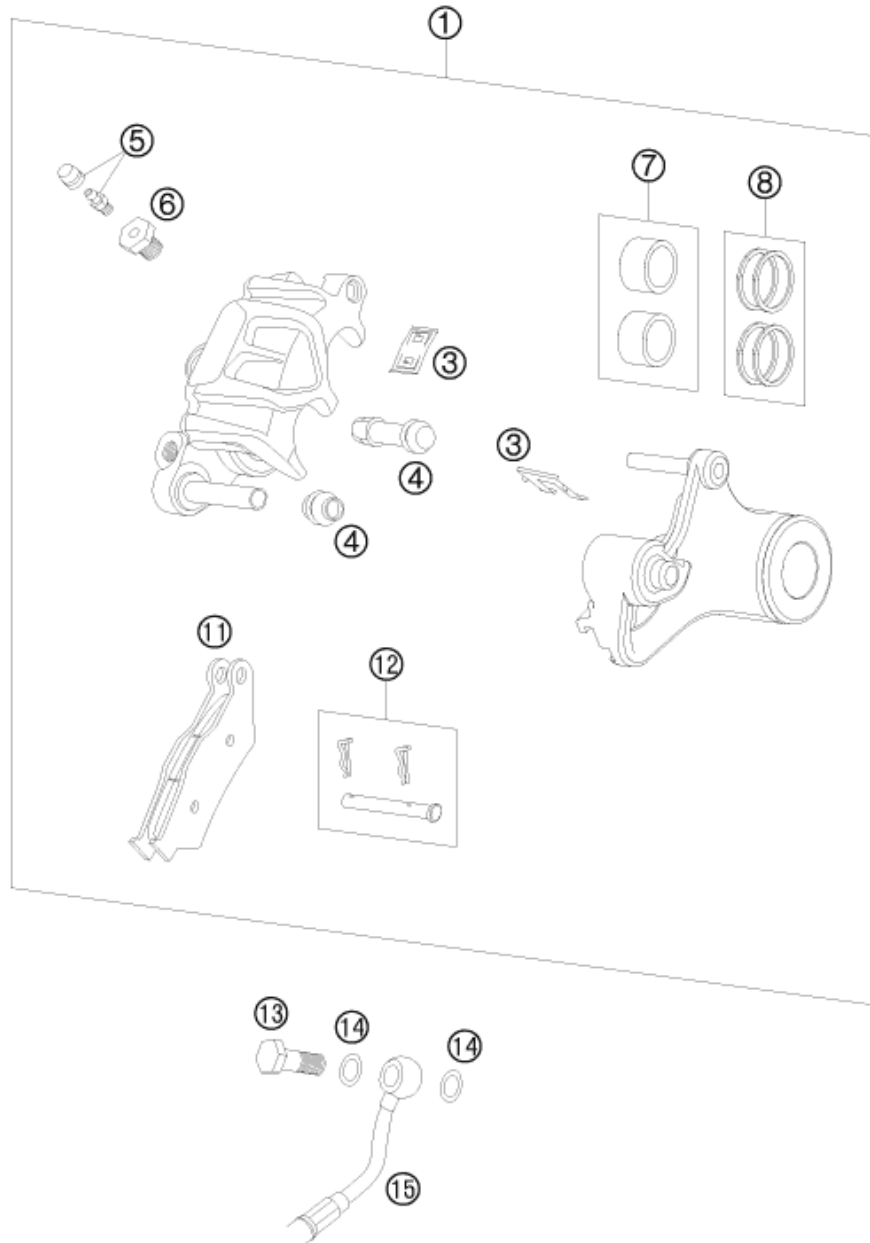
POS	PARTNUMBER	PARTNAME	PIECE
1	62513015000	% BRAKE CALIPER RADIAL L/S 05	1
2	62513016000	BRAKE CALIPER RADIAL R/S 05	1
5	0035100559	% AH-COLLAR SCREW M10X1,25X55	4
6	61013030000	BRAKE PAD FR. TOSHIBA TT2172HH	2
7	61013018000	PINS + SPRINGS F. BRAKECALIPER	2
9	61013019000	BRAKE PISTONS 4X	2
10	61013019100	REP.KIT SEALING RINGS 4X	2
11	62513012000	BRAKE PIPE FRONT CPL. 05	1
13	62513020000	BLEEDER SCREW CPL. 05	2
14	0603100141	COPPER GASKET DIN7603-10X14X1	6
15	50213025000	HOLLOW SCREW M10X1X19	1

086261360

C086261360

* NEW PART

X ON DEMAND



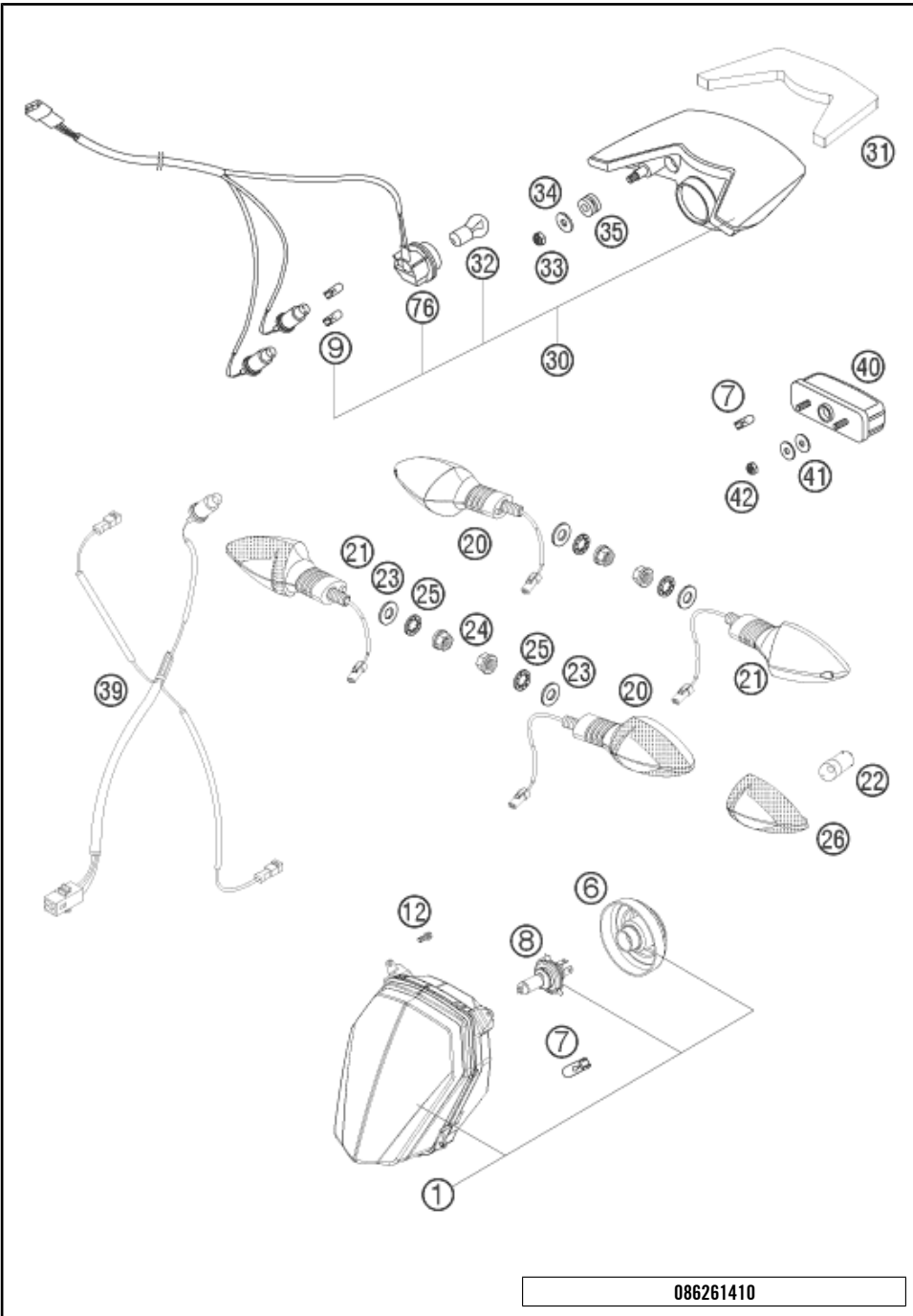
POS	PARTNUMBER	PARTNAME	PIECE
1	60013080000	% BRAKE CALIPER REAR 03	1
3	60013018100	RETAINING PLATE SET REAR 03	1
4	54613218000	CUP SET SHORT	1
5	60013020200	BLEEDER SCREW WITH CAP M6	1
6	60013020100	ADAPTER SCREW	1
7	60013083200	BRAKE PISTONS 05	1
8	60013081000	REP.KIT SEALING RINGS	1
11	50313030200	BRAKEP.SET FR.TOSHIBA TT2701HH	1
11	59013930000	% BRAKE PAD SET FRONT ORGANIC	x
12	60013017200	% BOLT SET	1
13	50213025000	HOLLOW SCREW M10X1X19	1
14	0603100141	COPPER GASKET DIN7603-10X14X1	2
15	62513072000	BRAKE HOSE REAR 05	1

086261390

C086261390

* NEW PART

X ON DEMAND

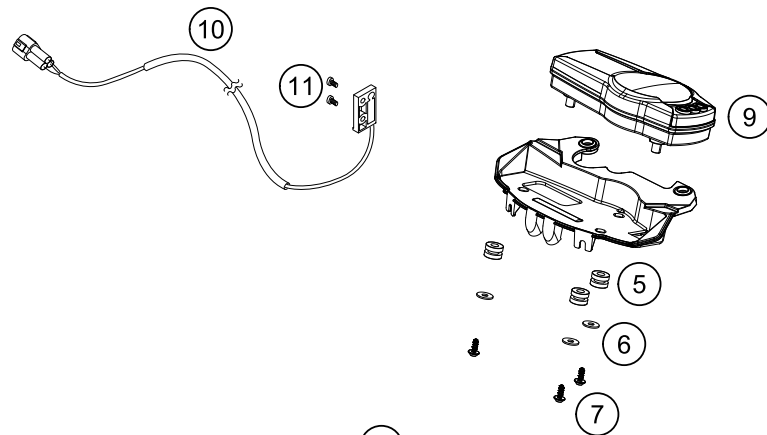
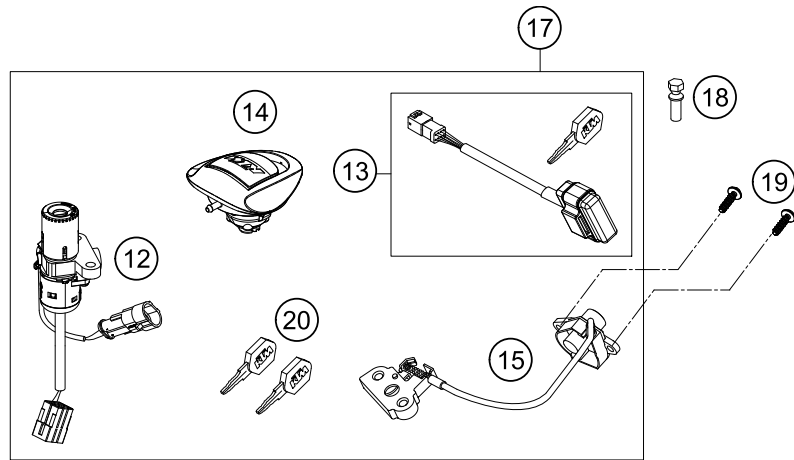


POS	PARTNUMBER	PARTNAME	PIECE
1	62614001000	HEAD LIGHT RIGHT TR. 08	1
6	76514001050	RUBBER CAP FOR HEAD LIGHT	1
7	49011435100	BULB 12V 5W (W2,1X9,5D) PHIL.	2
8	57111038000	BULB H4 12V 60/55W (P43T)	1
9	49011435200	BULB RED WR5W 12V	2
12	0025050126	HH COLLAR SCREW M5X12 TX30	4
20	60114025000	FLASHER CPL.FRONT L/S REAR R/S	2
21	60114026000	FLASHER CPL.FRONT R/S REAR L/S	2
22	60114027000	BULB 12V ORANGE (RY10W)	4
23	0433100003	WASHER 18x10,5x1,6	4
24	58414030000	HH COLLAR NUT M10X1,25 WS=13	4
25	0797100003	LOCK WASHER DIN6797-J10,5 ZI	4
26	60114028000	FLASHER LENS L/S R/S TRANSP.06	4
30	58614140044	REAR LIGHT CPL.SMOKED GLASS 07	1
31	62614040050	METAMOLL FOR REARLIGHT 08	1
32	60014048100	BULB RED PR21W 12V	1
33	0985060003	SELF LOCK. NUT DIN0985-M 6	2
34	0021060003	WASHER DIN9021-A 6,4	2
35	58214069051	RUBBER GROMMET 16X10,8X3 02	2
39	62611076000	WIRING HARNESS REAR 08	1
40	58414047000	LICENSE-PLATE ILLUMINATION '98	1
41	0021050003	WASHER DIN9021-A 5,3	4
42	0985050003	SELF LOCKING NUT DIN0985-M 5	2
76	58611176100	CABLE HARNESS REAR PART 07	1

086261410

C086261410

* NEW PART X ON DEMAND



POS	PARTNUMBER	PARTNAME	PIECE
5	58214069051	RUBBER GROMMET 16X10,8X3 02	3
6	0021050003	WASHER DIN9021-A 5,3	3
7	0081050121	SCREW FOR PLASTIC K50X12 T20	3
9	61114069100	% SPEEDOMETER 07	1
10	62514068100	% SPEEDOMETER SENSOR 06	1
11	0084040083	CYL.HEAD SCREW DIN0084-M 4X8 A	2
12	62611066000	IGNITION LOCK	1
13	62611021000	IMMOBILIZER 990SM W. MASTERKEY	1
14	58407008300	TANK PLUG	1
15	62607050000	SEAT LOCK	1
17	62611066044	LOCK SYSTEM 990SM 08	1
18	60011064000	TAMPERPROOF SCREW F. IGN. LOCK	2
19	0081050181	SCREW FOR PLASTIC K50X18 T20	2
20	62611067000	KEY WITH TRANSPONDER	x

ACHTUNG !!!

Zum Anlernen des EWS-Steuergeräts sind ein roter und mindestens ein schwarzer Zündschlüssel erforderlich.



CAUTION !!!

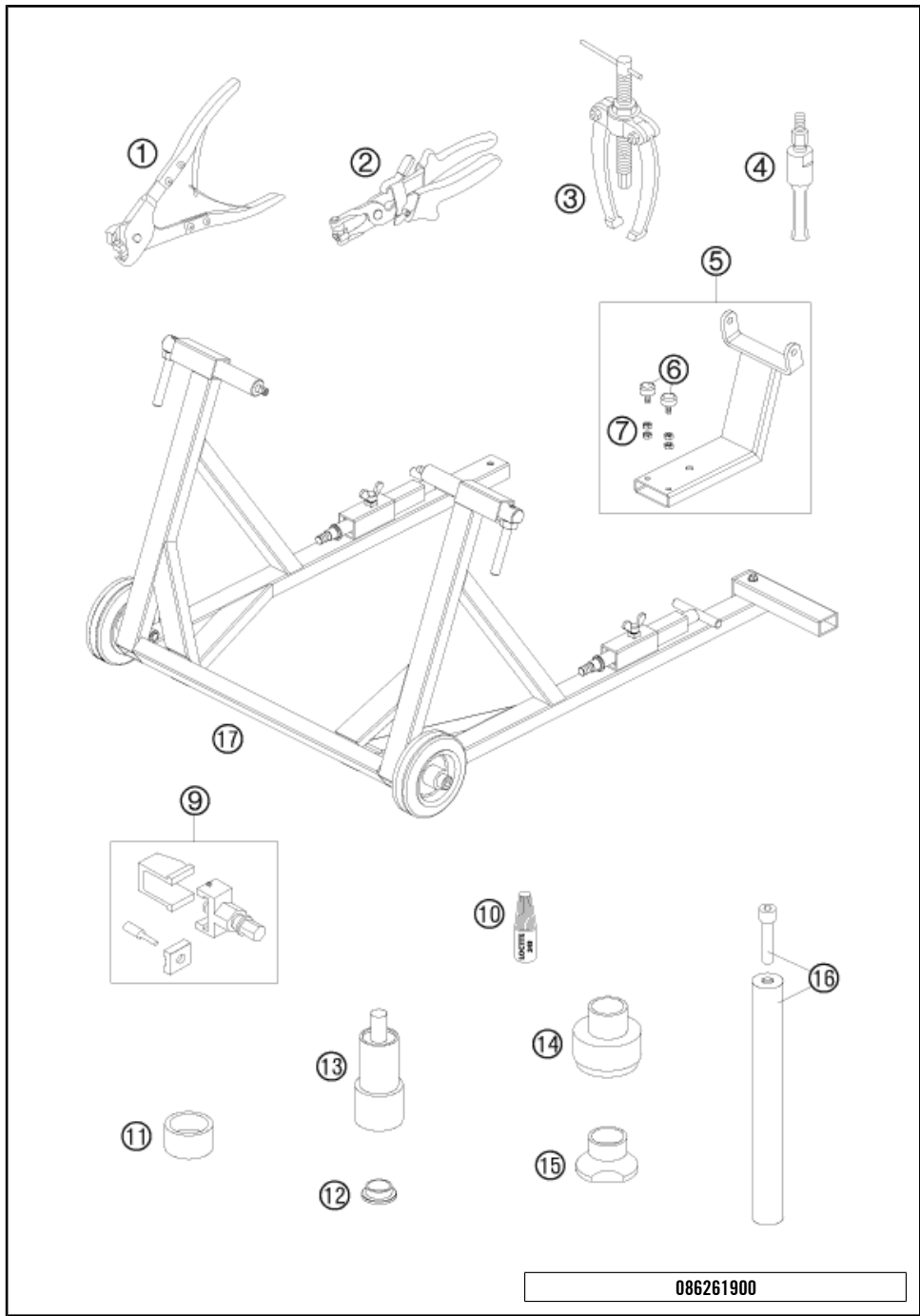
To program the ICU control unit, one red and at least one black ignition keys are required.

086261430

C086261430

* NEW PART

X ON DEMAND



POS	PARTNUMBER	PARTNAME	PIECE
1	60029057000	PLIERS F. VAR.ONE-EAR CLAMP 03	1
2	60029057100	PLIERS F. CLAMP 03	1
3	15112017000	BUSHING EXTRACTOR	1
4	60029018000	INTERN.BEAR.PULLER 28 MM	1
5	60029055100	ATTACHMENT WHEELED JACK 03	1
6	58303070000	STOP RUBBER M8	2
7	0934080003	HEXAGON NUT DIN0934-M 8	4
9	60029020000	RIVET TOOL 03	1
10	6899785	LOCTITE 243 BLUE 6CCM	1
11	60029056000	ANVIL DOLLY 03	1
12	60010013000	SPACER BUSH. REAR WHEEL R/S 03 FOR SWINGARM BEARING	1
13	58429086000	PRESS. TOOL F. LINK BEAR. LC4	1
14	58429091000	MOUNT.TOOL STEER.HEAD BEAR.LC4	1
15	58429092000	DISMOUNT. TOOL F. BEARINGS LC4	1
16	58429089000	HOLDING TOOL CHASSIS LC4	1
17	62529055000	% VEHICLE STAND 05	1

086261900

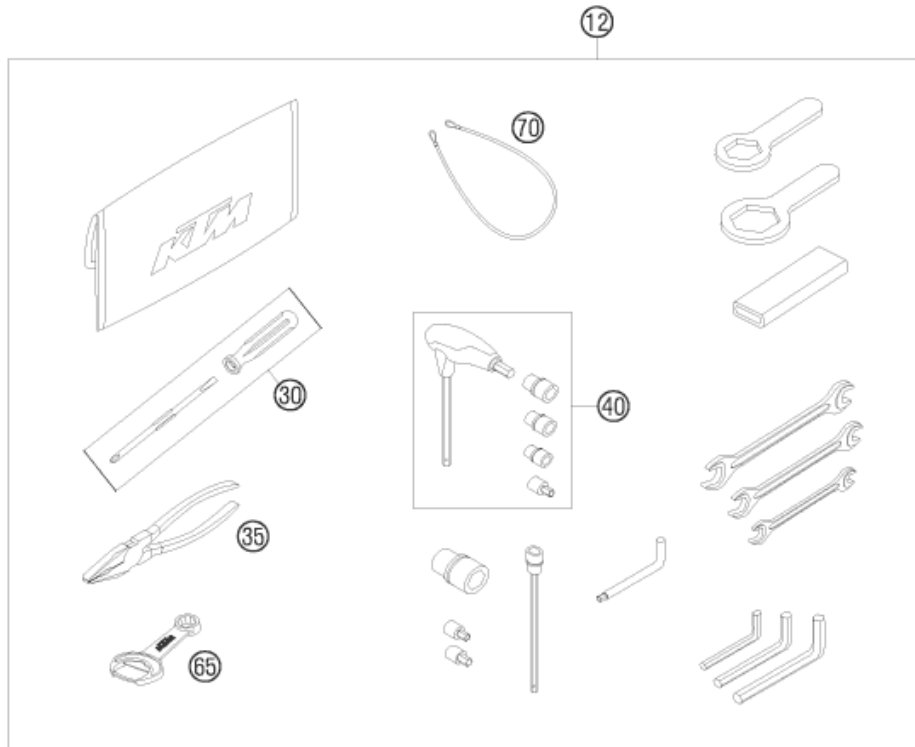
C086261900

* NEW PART

X ON DEMAND

①
OHNE ABBILDUNG
WITHOUT ILLUSTRATION

①
TECHNISCHE DOKUMENTATION
TECHNICAL DOCUMENTATION
DOCUMENTACION TECNICA
DOCUMENTATION TECHNIQUE
NOTE TECNICHE



086012001

POS	PARTNUMBER	PARTNAME	PIECE
0	0024060156	HH COLLAR SCREW M6X15 TX30	4
0	40006006000	WASHER 6MM	2
0	58412040050	SUPPORT FOR MIRROR LC4 '98	2
0	61112040000	REVIEW MIRROR L/S 07	1
0	61112041000	REVIEW MIRROR R/S 07	1
0	58412080000	% REFLECTOR RED	1
0	60012081200	LICENCE FITTING 06	1
0	0024060156	HH COLLAR SCREW M6X15 TX30	4
0	0021060003	WASHER DIN9021-A 6,4	4
0	0985060003	SELF LOCK. NUT DIN985-M 6	4
0	58412080050	BRACKET FOR REFLECTOR	1
0	40006006000	WASHER 6MM	2
0	0966050163	OVAL HEAD SCREW DIN966-M 5X16	2
0	0125050003	WASHER DIN0125-A 5,3	2
0	0985050003	SELF LOCKING NUT DIN985-M 5	2
0	3210039	* CUSTOMER WELCOME LETTER	1
0	312313	KTM BALLPOINT PEN ORANGE	1
0	312305	DOCUMENTS BAG 2006	1
1	3211247	OWN.MANUAL 990 SUPERMOTO 08	1
12	61129099000	% TOOL SET 08	1
30	53012024100	SCREW DRIVER L=105MM	1
35	53012028200	GRIP ORANGE B&F	1
40	60029070200	% T-WRENCH WS=6/8/10 TX=45 B&F	1
65	50329071000	% WRENCH WS=13/17	1
70	60012015000	HELMET LOCK 04	1

C086262000

* NEW PART

X ON DEMAND

A large, empty rectangular box with a thin black border, occupying the majority of the page. It is intended for the user to write notes.

A large, empty rectangular box with a thin black border, occupying the majority of the page. It is intended for the user to write notes.

WWW.KTM.COM



KTM Sportmotorcycle GmbH
5230 Mattighofen, Austria
www.ktm.com



KTM_POWERPARTS

KTM_POWERWEAR

KTM_ORIGINAL SPARE PARTS



3CF 9803H2EN

Art. Nr.: 3CF 9803H2EN 21. Jul 2016