

350 SX-F 2026 EU 2026

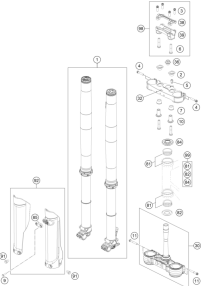
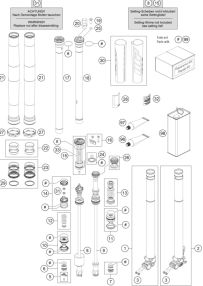
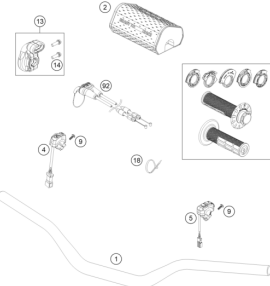
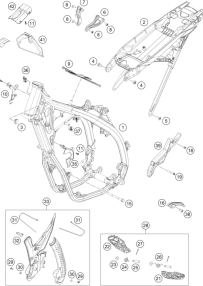
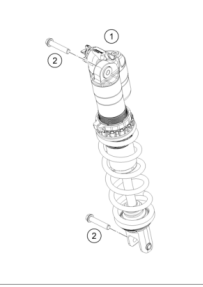
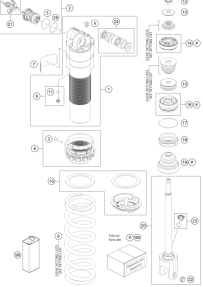
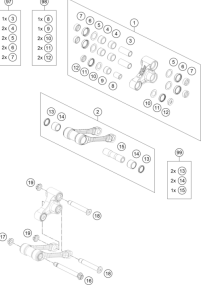
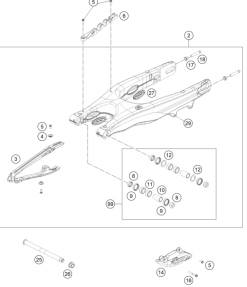
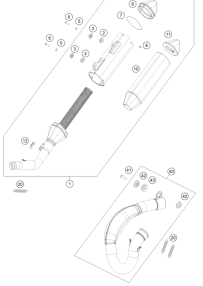
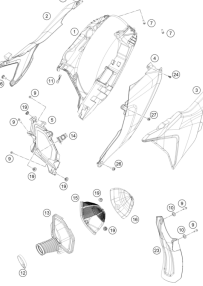
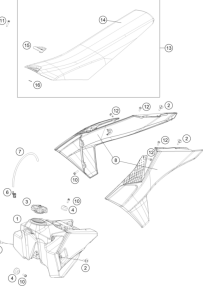
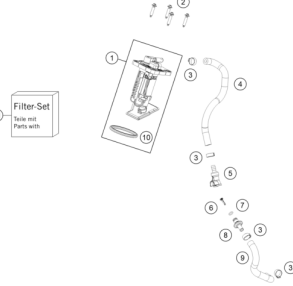
ART.-NR.: F8201Z5EN

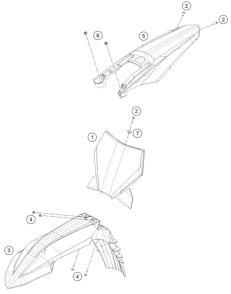

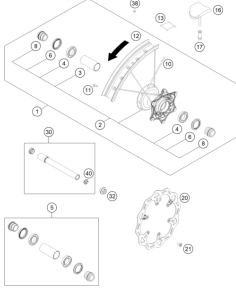
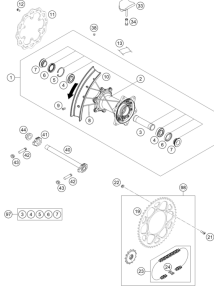
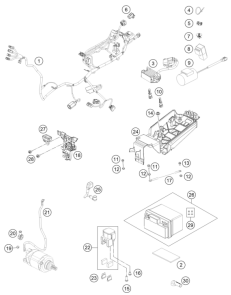
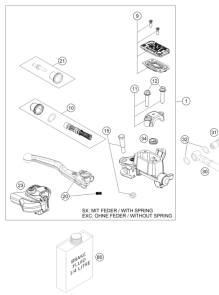
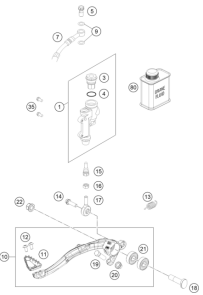
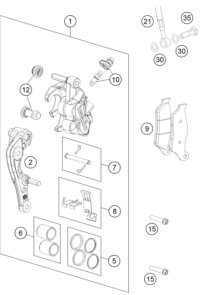
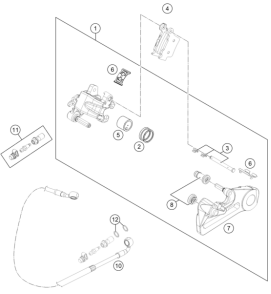
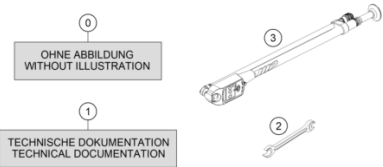
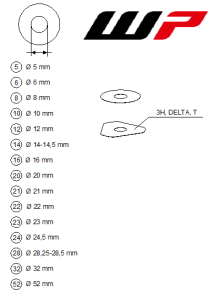


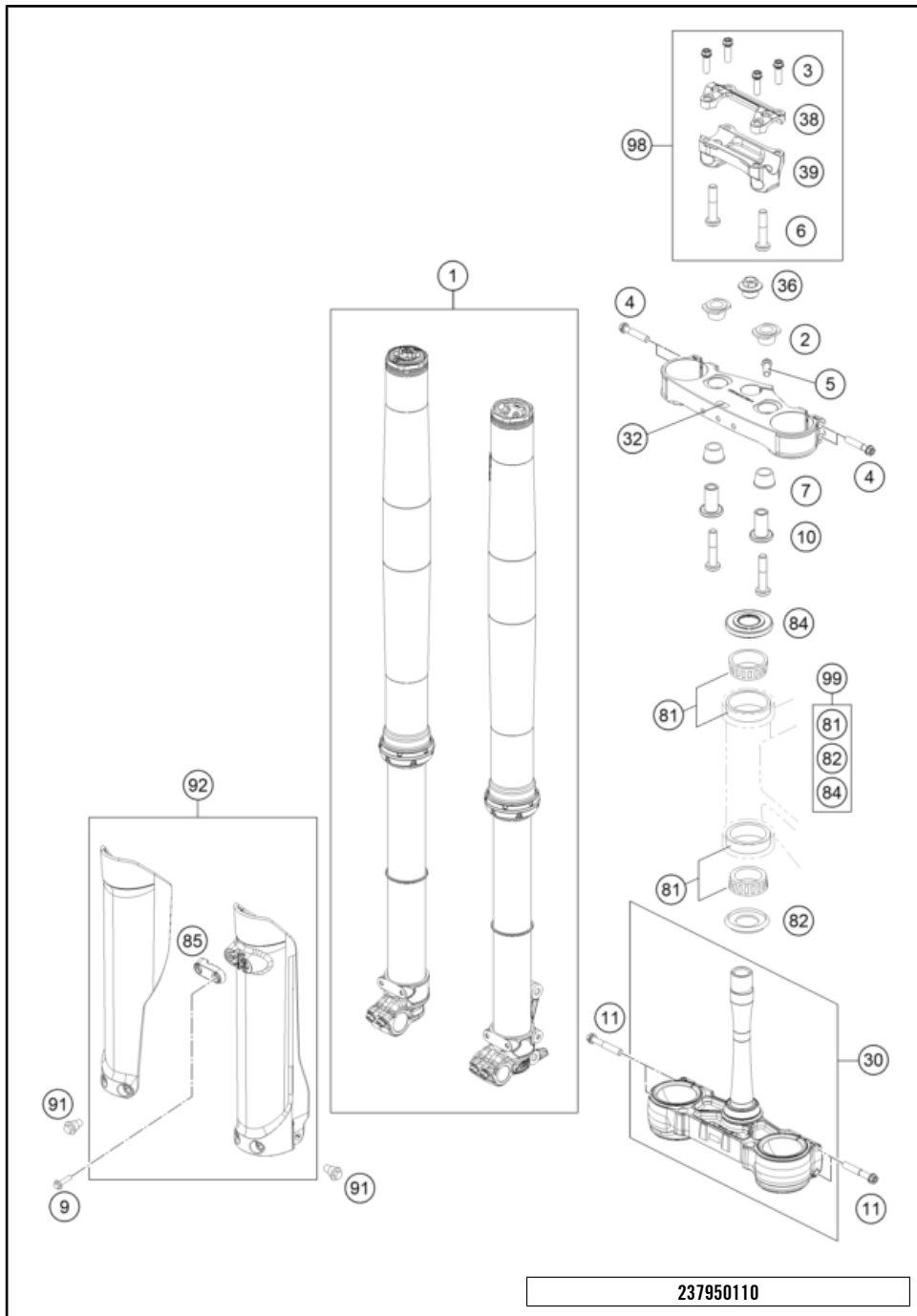


All information contained is without obligation. KTM Sportmotorcycle GmbH particularly reserves the right to modify any equipment, technical specifications, prices, colors, shapes, materials, services, service work, constructions, equipment and the like so as to adapt them to local conditions or to cancel any of the above items, all without previous announcement and without giving reasons. KTM may stop manufacturing certain models without previous notice. KTM shall not be held liable for any deviations of availability and/or ability to deliver, illustrations, descriptions, printing and/or other errors. The illustrated models partly contain extra equipment, which is not applied to standard models.

© by KTM Sportmotorcycle GmbH, Mattighofen AUSTRIA; All rights reserved; Reprint, also in extracts, with written allowance of KTM Sportmotorcycle GmbH, Mattighofen only.

| | | | |
|--|---|---|--|
| <p>FRONT FORK, TRIPLE CLAMP</p>  <p>3</p> | <p>FRONT FORK DISASSEMBLED</p>  <p>4</p> | <p>HANDLEBAR, CONTROLS</p>  <p>6</p> | <p>FRAME</p>  <p>7</p> |
| <p>SHOCK ABSORBER</p>  <p>8</p> | <p>SHOCK ABSORBER DISASSEMBLED</p>  <p>9</p> | <p>PRO LEVER LINKING</p>  <p>10</p> | <p>SWING ARM</p>  <p>11</p> |
| <p>EXHAUST SYSTEM</p>  <p>12</p> | <p>AIR FILTER</p>  <p>13</p> | <p>TANK, SEAT</p>  <p>14</p> | <p>FUEL PUMP</p>  <p>15</p> |

| | | | |
|--|---|--|---|
| <p>MASK, FENDERS</p>  <p style="text-align: right;">16</p> | <p>DECAL</p>  <p style="text-align: right;">17</p> | <p>FRONT WHEEL</p>  <p style="text-align: right;">18</p> | <p>REAR WHEEL</p>  <p style="text-align: right;">19</p> |
| <p>WIRING HARNESS</p>  <p style="text-align: right;">20</p> | <p>FRONT BRAKE CONTROL</p>  <p style="text-align: right;">21</p> | <p>REAR BRAKE CONTROL</p>  <p style="text-align: right;">22</p> | <p>FRONT BRAKE CALIPER</p>  <p style="text-align: right;">23</p> |
| <p>REAR BRAKE CALIPER</p>  <p style="text-align: right;">24</p> | <p>ACCESSORY PACK</p>  <p style="text-align: right;">25</p> | <p>WP SHIMS FOR SETTING</p>  <p style="text-align: right;">26</p> | Empty cell |



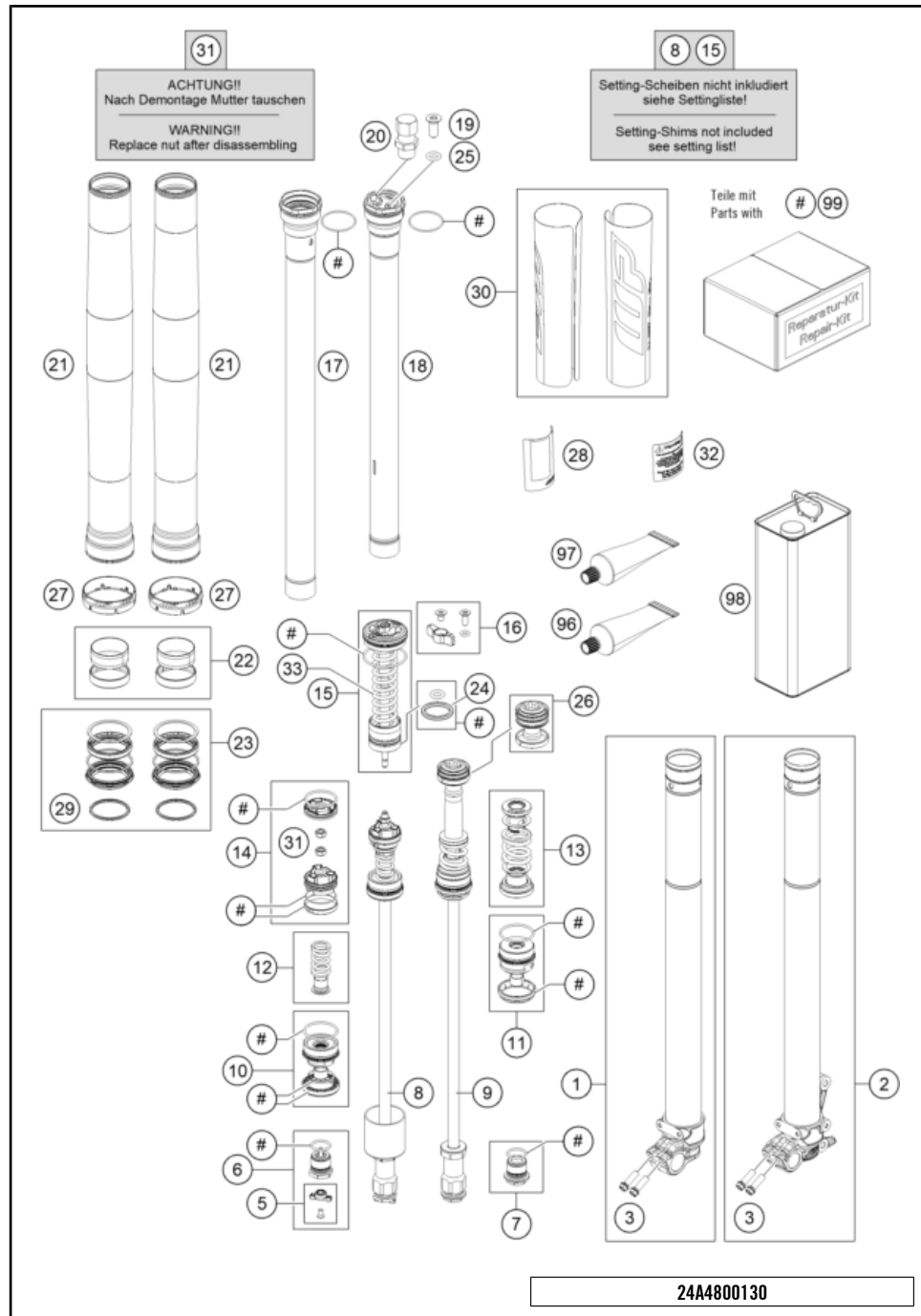
237950110

| POS | PARTNUMBER | | PIECE |
|-----|-----------------|--|-------|
| 1 | SPNO | Non orderable part A460C107Y406000 | 1 |
| 2 | A46001035001 | Rubber bushing | 2 |
| 3 | 0025080256 | HH collar screw M8x25 | 4 |
| 4 | 0025080406 | HH COLLAR SCREW M8X40 TX40 | 4 |
| 5 | 0015080256S | HH COLLAR SCREW M8X25 WS=10 | 1 |
| 6 | 0035100509S | AH collar screw M10x50 ISA45 | 2 |
| 7 | 83001040000 | Rubber bush | 2 |
| 9 | 0017060206 | SCREW F. PLASTIC K60X20AL SW6 | 2 |
| 10 | A46001239034 | Handlebar mount bottom part | 2 |
| 11 | 0025080506 | HH collar screw M8x50 TX40 | 4 |
| 30 | A46001032122C1 | Bottom triple clamp. cmpl. | 1 |
| 32 | A46001034122C1 | Top triple clamp X=22 mm | 1 |
| 36 | A46009082000 | Collar screw M20x1.5 SW17 Al | 1 |
| 38 | 79001038000 | Handlebar clamp 28MM | 1 |
| 39 | A48001039036 | Handlebar mount D28 mm-H36 mm | 1 |
| 81 | 54201081100 | TAPERED ROLLER BEARING CPL. 06 | 2 |
| 82 | 77701084000 | O-RING SUPPORT W. SEALING LIP | 1 |
| 84 | A46001086000 | Steering head seal | 1 |
| 85 | 77701085100EB | Clamp for brake line | 1 |
| 91 | 59001092050 | SPECIAL SCREW M6X12,5 WS=8 | 6 |
| 92 | A46001094000EBM | fork protector kit MX 26 with decal | 1 |
| 98 | A48001039010 | handlebar mount kit D28mm-H36mm | x |
| 99 | A46001081044 | Repair Kit steering head bearing | x |

80456

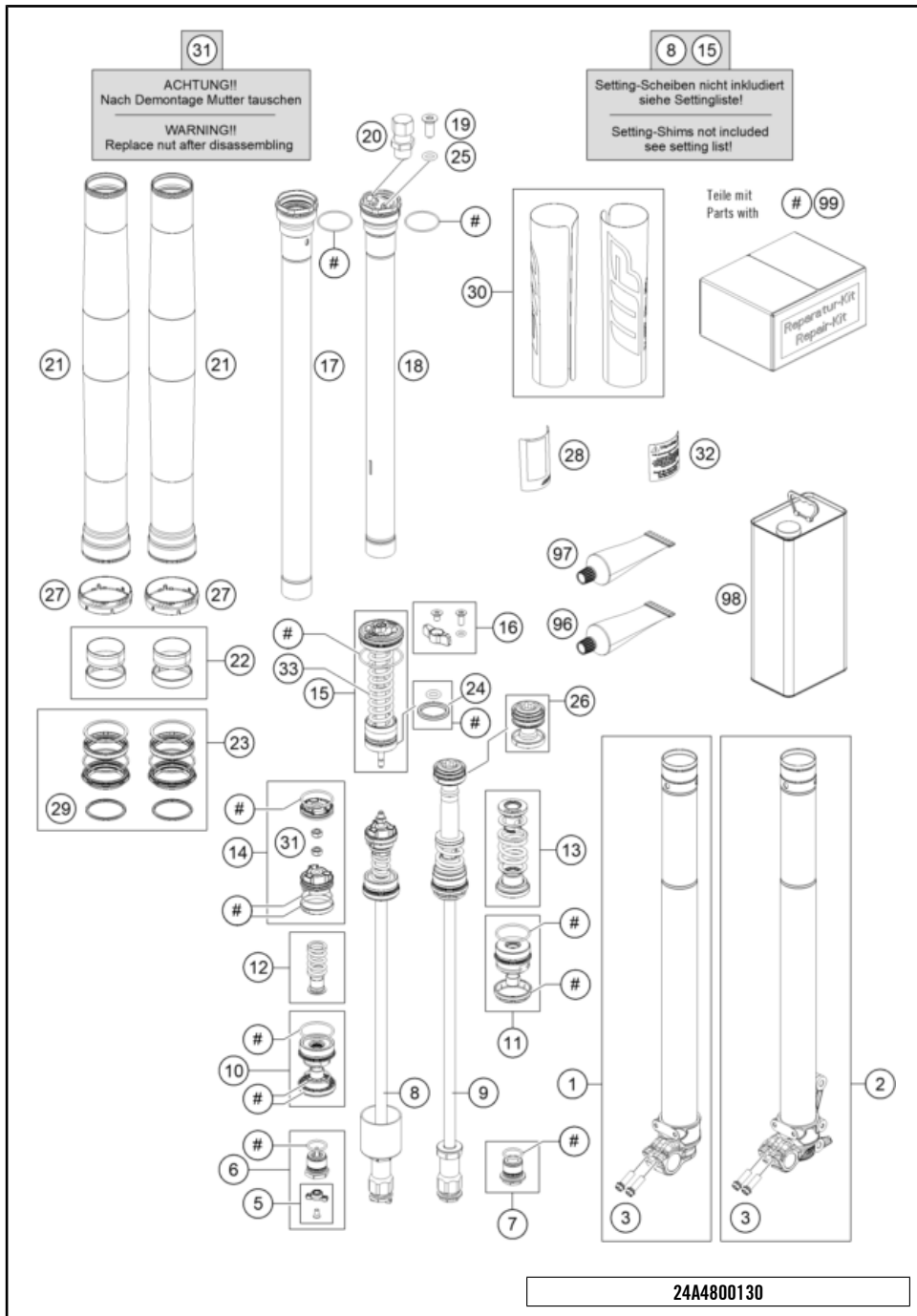
* NEW PART

X ON DEMAND



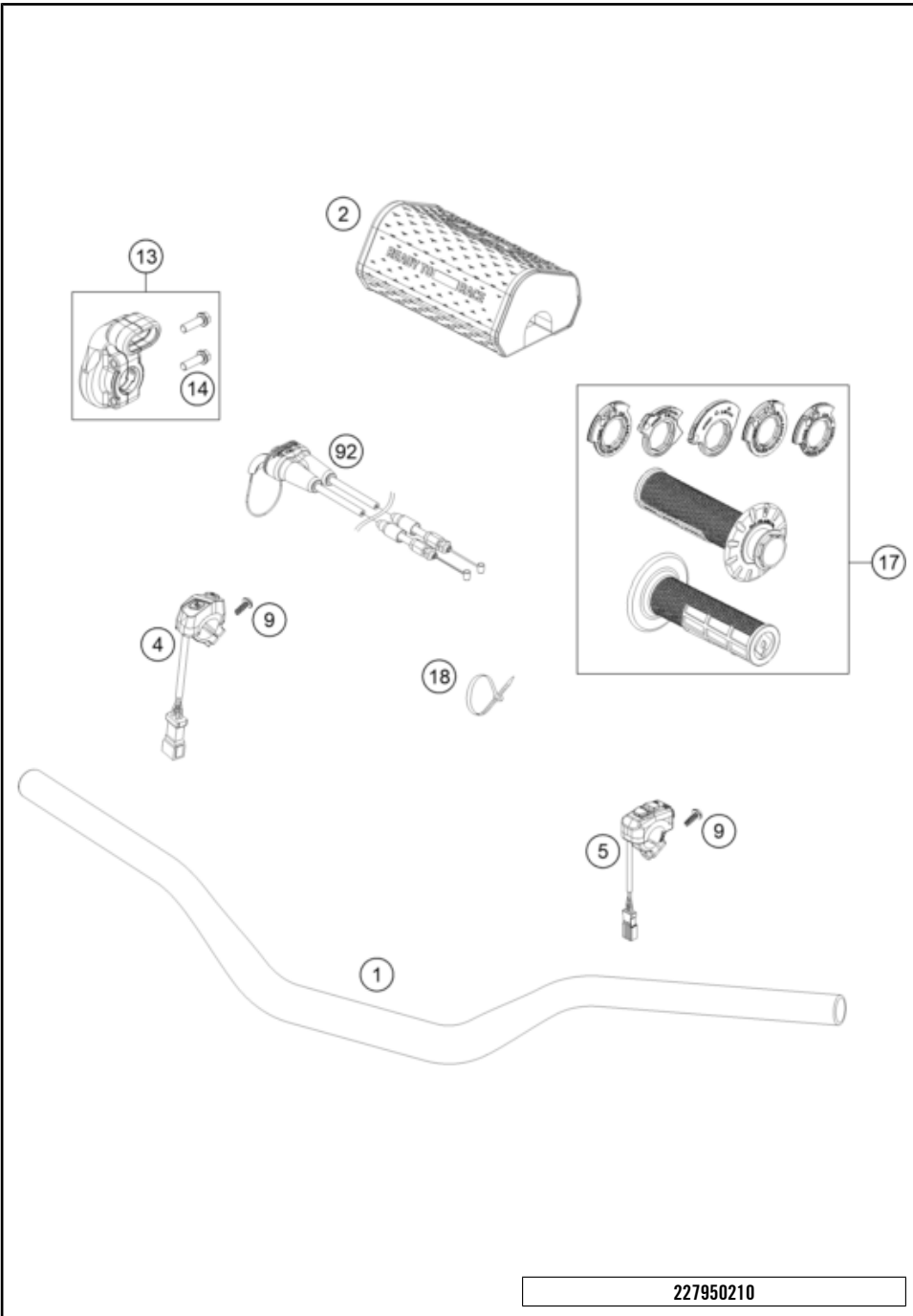
| POS | PARTNUMBER | | PIECE |
|-----|-----------------|---------------------------------------|-------|
| 1 | 48602046S2 | Axle clamp ri. with inner tube cpl. | 1 |
| 2 | 48602045S2 | Axle clamp le. with inner tube cpl. | 1 |
| 3 | 0025080256 | HH collar screw M8x25 | 4 |
| 5 | RP10033T | Repair kit adjuster rebound red | x |
| 6 | 48602052S | adjuster housing M20x1 cpl. | 1 |
| 7 | 48601533S | HH collar screw M20x1x18 cpl. | 1 |
| 8 | S501200016S0000 | Pistonrod D12 M9x1 L385 cpl | 1 |
| 9 | 48601501S2 | piston rod 12x470 cpl. | 1 |
| 10 | 48601462S2 | Screw sleeve M35,5 x 0.8 cpl. | 1 |
| 11 | 48602138S2 | Screw sleeve M35,5x0,8 cpl. | 1 |
| 12 | 48600578S | Spring (13,9) 37-32 rebound cpl. | 1 |
| 13 | 48601820S | Spring (22) 60-30 rebound cpl. | 1 |
| 14 | RP10035T | Repair kit piston air fork | x |
| 15 | 48602049S5 | Basevalve cpl. | 1 |
| 16 | RP10029T | adjuster kit screw cap compression | x |
| 17 | S409100014S0000 | Screw cap M51x1.5 cpl | 1 |
| 18 | 48602047S2 | screw cap M51x1,5 cpl. | 1 |
| 19 | 00700007 | ISA countersunk head screw M4x8 | 1 |
| 20 | 48601494S | Schrader valve M8x1 cmpl. | 1 |
| 21 | 48602096 | fork outer tube 49.13x577 dt54 db60 | 2 |
| 22 | R14047T | Guide bushing set fork 48mm | x |
| 23 | RP10048T | Seal kit 48mm SKF black | x |
| 24 | 04100002 | X-ring 26,57x3,53 FKM80 | 1 |
| 25 | 50180222 | O-ring 4x1,5 NBR70 | 1 |
| 26 | 48602135S | Piston 33,6x35,4 cpl. | 1 |
| 27 | S639200001000FA | Fork protection ring 59,8mm | 2 |
| 28 | 52000361 | ECE sticker | 1 |
| 29 | 48602007 | Stroke indicator 48mm red | 2 |
| 30 | 52000235SET | Sticker set XACT 5 AER CC 182.5x238 | 1 |
| 31 | 48602128 | Nut M6 h5,4 SW10 | 2 |
| 32 | 52000328 | Sticker warning 40x40 | 1 |
| 33 | 48601727 | Spring (19,5) 8-114 optional part | x |
| 33 | 48601588 | Spring (19,5) 12-114 optional part | x |
| 33 | 48602157 | Spring (19,5) 14-114 optional part | x |
| 33 | 48601258 | Spring (19,5) 16-114 | 1 |
| 33 | 48601851 | Spring (19,5) 18-114 reservoir | x |

69023 * NEW PART X ON DEMAND



| POS | PARTNUMBER | optional part | PIECE |
|-----|-------------|------------------------------|-------|
| 96 | T14034 | Fuchs grease IPR (250g) | X |
| 97 | 00062010053 | special grease AER Fork 400g | X |
| 98 | 48601166S1 | Fork Fluid Viscosity 4.0 5L | X |
| 99 | RP10042T | Gasket kit air fork | X |

69023 * NEW PART X ON DEMAND



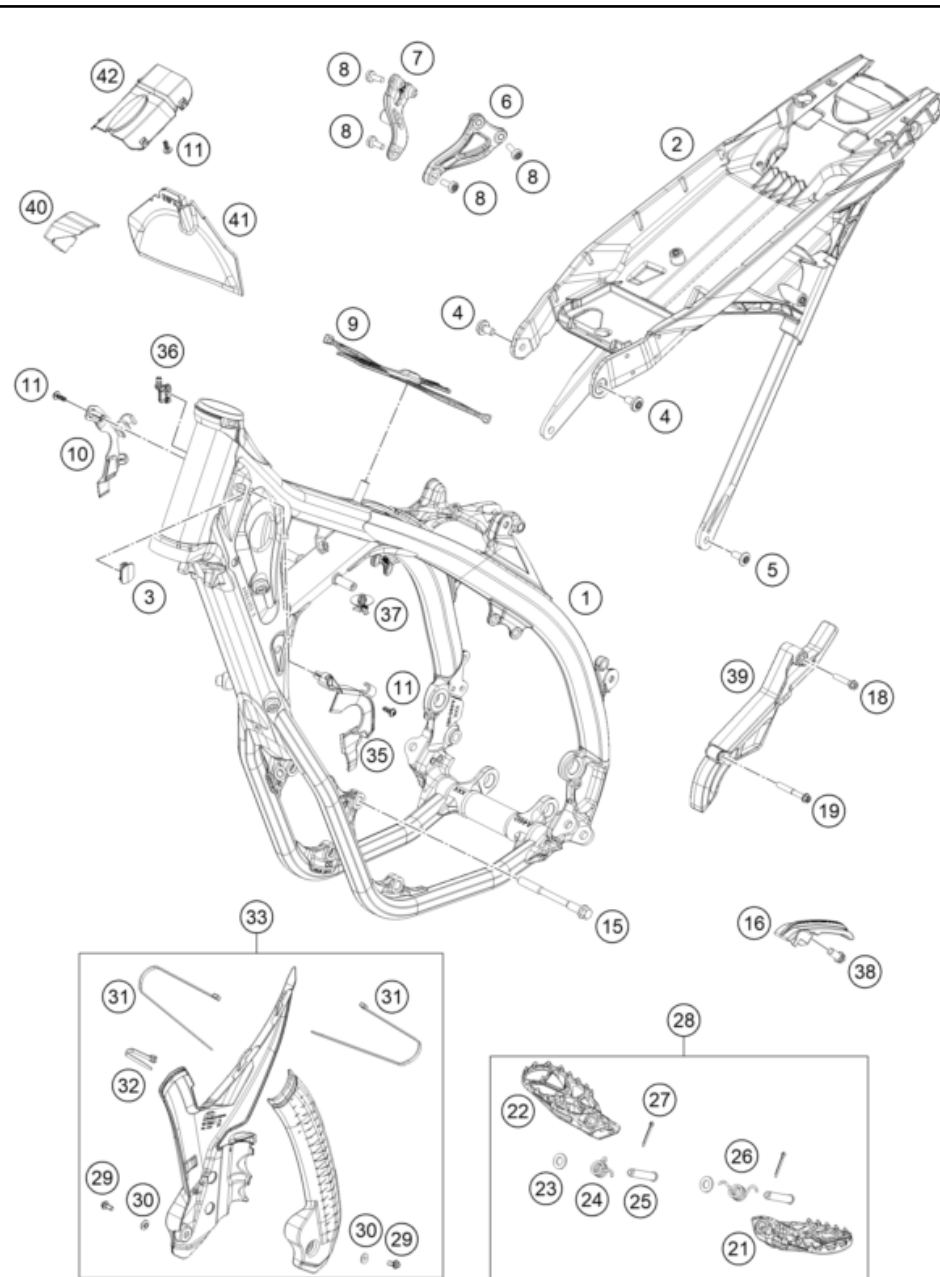
227950210

| POS | PARTNUMBER | | PIECE |
|-----|-----------------|----------------------------------|-------|
| 1 | 7900200100030 | Handlebar D=28MM | 1 |
| 2 | A46002002044C1A | Handlebar pad compl. | 1 |
| 4 | A46011074000 | Start/stop button | 1 |
| 5 | A46039074000 | Combination switch | 1 |
| 9 | 0081050181 | SCREW FOR PLASTIC K50X18 T20 | 2 |
| 13 | A46002010025 | Housing throttle twist grip cpl. | 1 |
| 14 | 0025060206 | HH collar screw M6x20 TX30 | 2 |
| 17 | A46002921000C1 | Grip set black | 1 |
| 18 | 44011076200 | Cable tie 200/4.6mm black | x |
| 18 | 44011076140 | CABLE TIE 140/2,5MM BLACK | x |
| 92 | A46002091000 | Throttle cable complete 4 stroke | 1 |

59885

* NEW PART

X ON DEMAND



| POS | PARTNUMBER | | PIECE |
|-----|----------------|--|-------|
| 1 | A46003001200C1 | Frame | 1 |
| 2 | A46003002000 | Subframe | 1 |
| 3 | 79111013010 | Cover control head sheet | 1 |
| 4 | 09000008016U0 | Special screw M8x16 ISA45 self-locking | 2 |
| 5 | 79003003000 | Special screw M8X18 TORX45 SL | 2 |
| 6 | A4600301310001 | Engine brace left | 1 |
| 7 | A4600301410001 | Engine brace right | 1 |
| 8 | 0035080206S | SHCS M8x20 TX45 | 6 |
| 9 | A46007012100 | Fuel tank rubber | 1 |
| 10 | A46003099020 | Cable bracket/throttle cable guide | 1 |
| 11 | 0081050141 | EJOT PT screw K50x14 | 3 |
| 15 | 59003013000 | Enginebrac. screw M10X123 WS=13 | 2 |
| 16 | A46003053000 | Chain slider below | 1 |
| 18 | 0025080206 | HH collar screw M8x20 | 1 |
| 19 | 0025060456 | HH COLLAR SCREW M6X45 TX30 | 1 |
| 21 | A46003140000 | Footpeg left | 1 |
| 22 | A46003141000 | Footpeg right | 1 |
| 23 | 0125100003 | washer DIN 125 A 10.5 | 2 |
| 24 | A46003045000 | Footrest spring right | 1 |
| 25 | 54803044000 | PIN FOR FOOT PED 51.5X9.8 MM | 2 |
| 26 | A46003044000 | Footrest spring left | 1 |
| 27 | 0094032253 | PIN DIN0094-3,2X25 STEEL | 2 |
| 28 | A46003137033 | Footpeg set | 1 |
| 29 | 0025050106 | HH collar screw M5x10 TX30 | 2 |
| 30 | 54803092060 | Bush f. frame protection 03 | 2 |
| 31 | 44011076200 | Cable tie 200/4.6mm black | 2 |
| 32 | 44011076140 | CABLE TIE 140/2,5MM BLACK | 1 |
| 33 | A46003094000C1 | Frame protection set | 1 |
| 35 | A46003099010 | Cable bracket | 1 |
| 36 | 79107013010 | wire holder / fuel ventilation | 1 |
| 37 | 79711013010 | Cable bracket d8 | 1 |
| 38 | 0025080206 | HH collar screw M8x20 | 1 |
| 39 | A46003096000 | Front sprocket cover | 1 |
| 40 | A46006006000 | Cover FIM-compliance KTM | 1 |
| 41 | A49003002060 | Cover FIM-compliance 2 KTM | 1 |
| 42 | A49003002050 | Intake air cover | 1 |

26A4800310

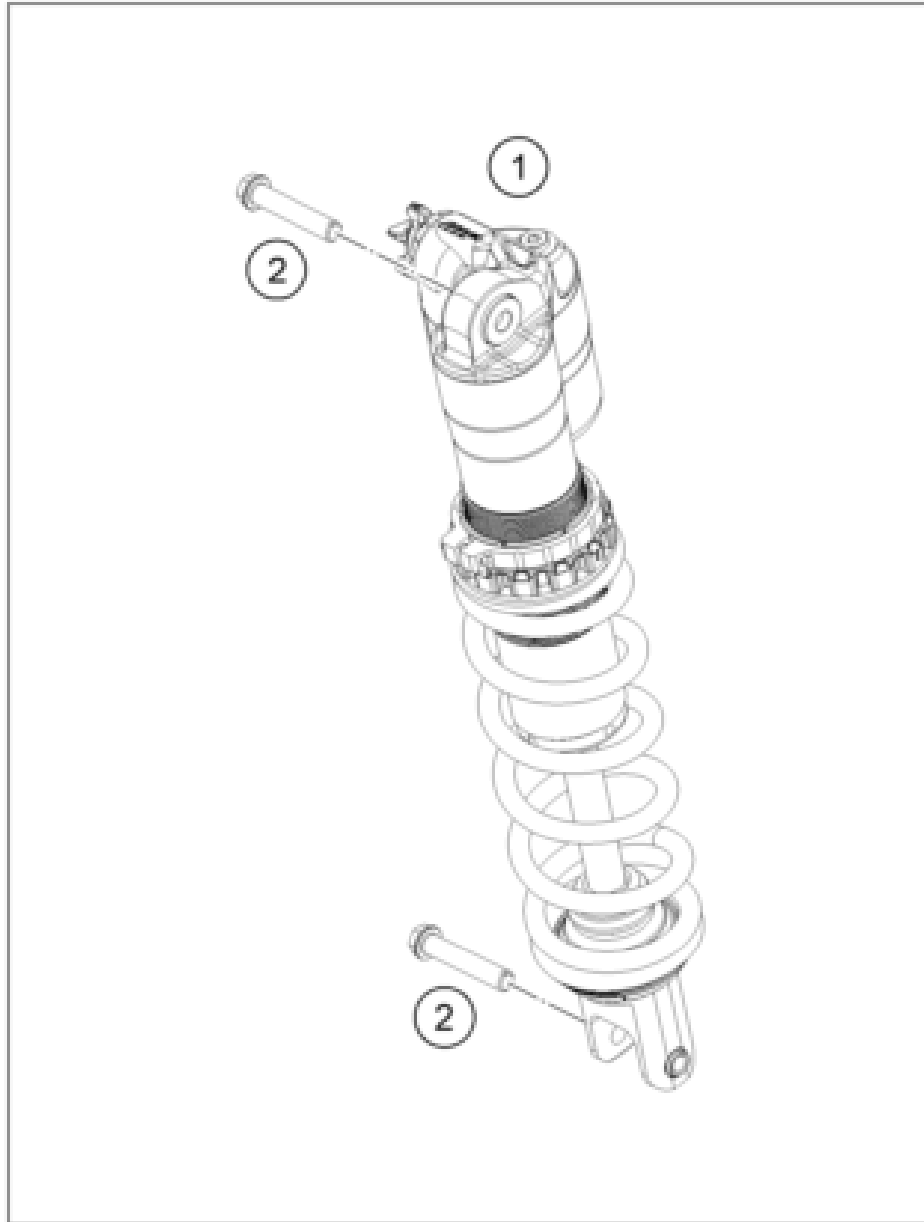
80402

* NEW PART

X ON DEMAND

SHOCK ABSORBER

350 SX-F 2026 EU 2026



| POS | PARTNUMBER | | PIECE |
|-----|-------------|---------------------------------------|-------|
| 1 | SPNO | Non orderable part A460C407Y408000 | 1 |
| 2 | 77204089000 | HH collar screw M10x52 WS13 | 2 |

25A4600410

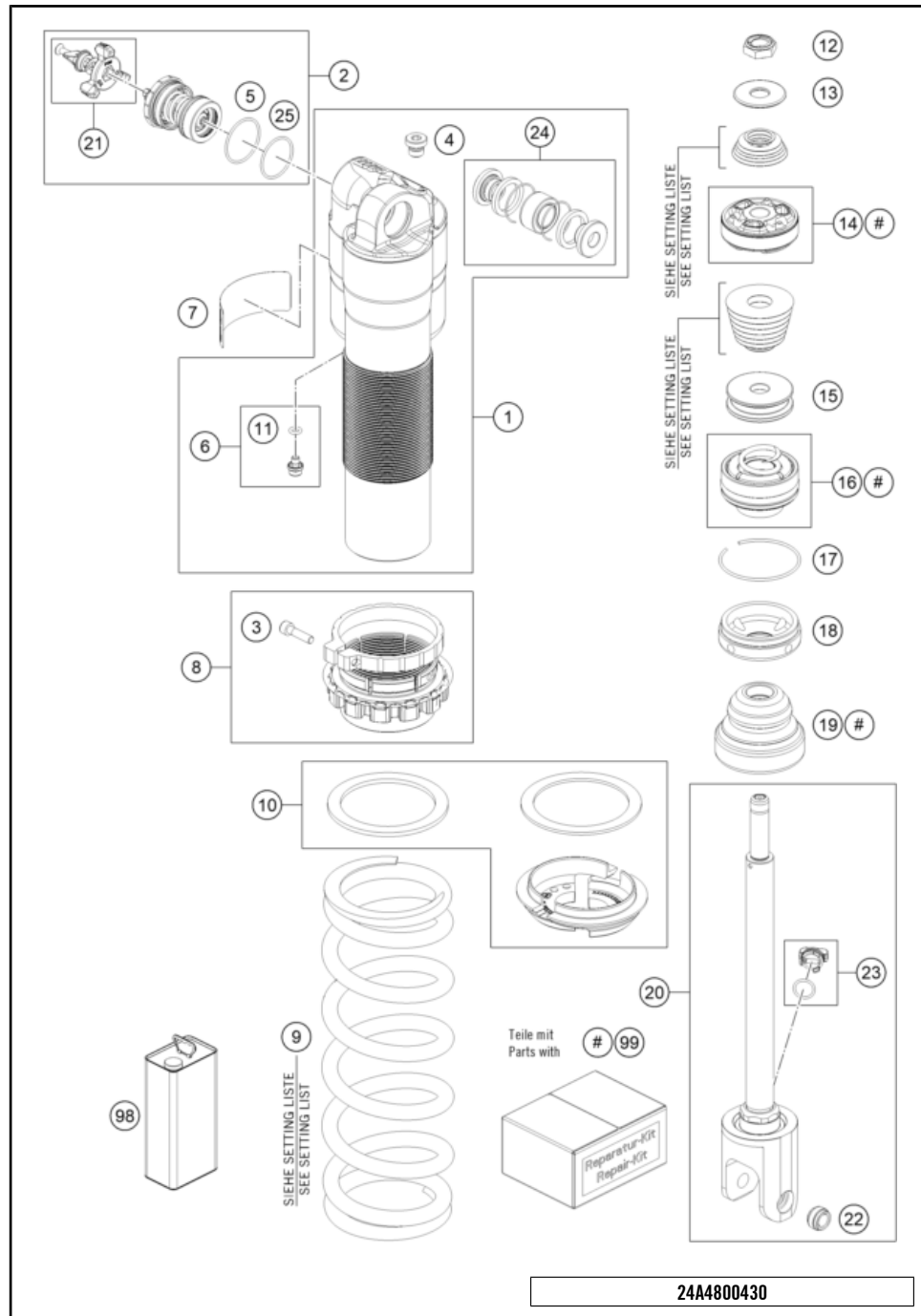
72619

* NEW PART

X ON DEMAND

SHOCK ABSORBER DISASSEMBLED

350 SX-F 2026 EU 2026



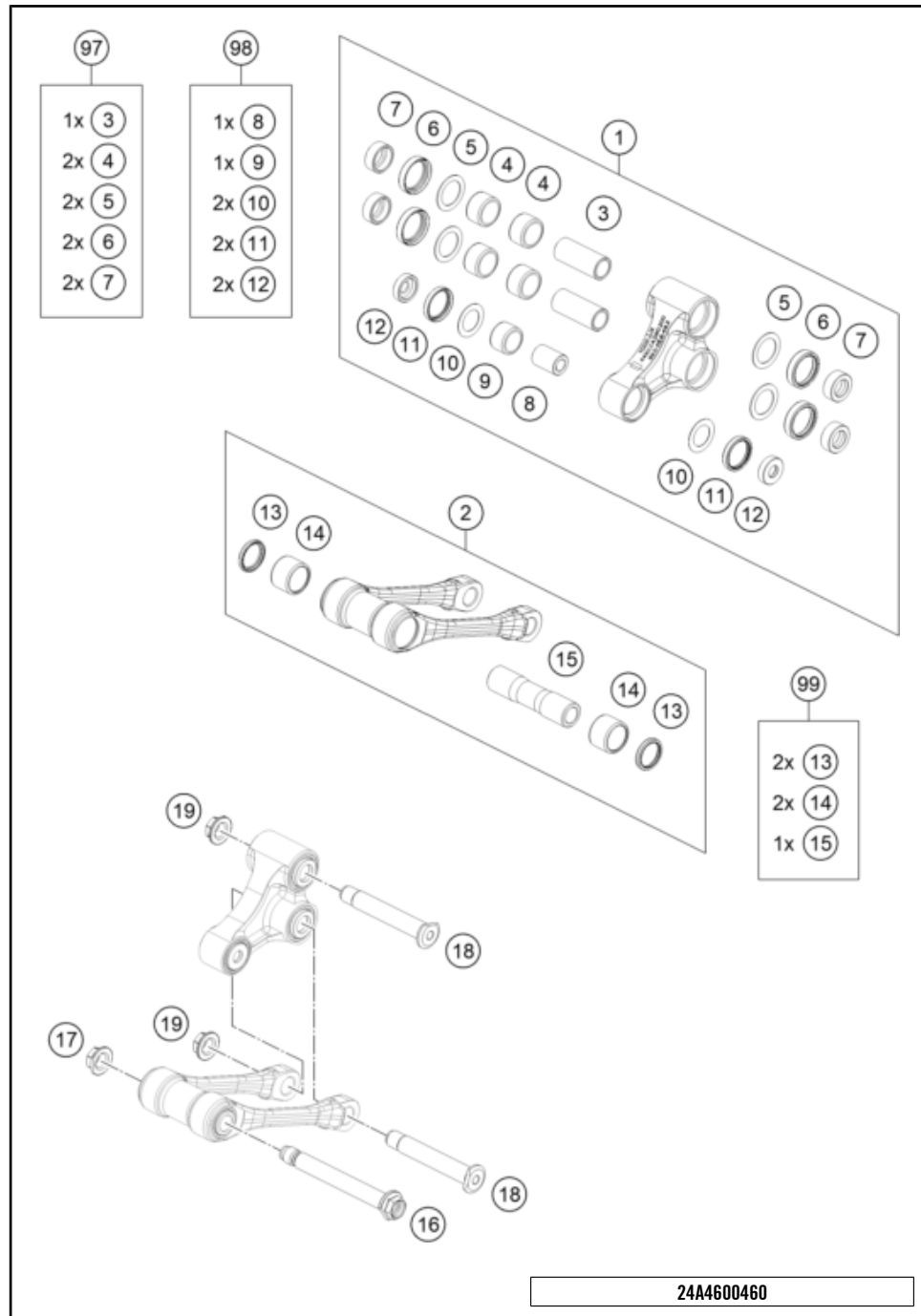
| POS | PARTNUMBER | PIECE |
|-----|-----------------|--|
| 1 | S455000003S0100 | Monoshock case M51x1 h19 with pipe cpl. 1 |
| 2 | S012900000S0100 | Compression cpl. 1 |
| 3 | 14460042 | HS cylinder-head screw M5x20 DIN 912 1 |
| 4 | 50180095 | HS cylinder-head screw R1/8 I8 1 |
| 5 | 50180217 | O-ring 27x1,5 Viton70 green ISO 3601-3S 1 |
| 6 | 36120151S1 | screw fill M5x6 cpl. 1 |
| 7 | 52000312 | Sticker XACT LDS 80x29 1 |
| 8 | S938100001S0000 | SPRING SUPPORT 1 |
| 9 | 91210130 | mainspring (62/65) 36-240 muffle white x |
| 9 | 91210131 | Mainspring (62/65) 39-240 muffle white x |
| 9 | 91210132 | Main spring (62/65) 42-240,muffle, white x |
| 9 | 91210133 | Main spring (62/65) 45-240,muffle, white x |
| 9 | 91210134 | Main spring (62/65) 48-240,muffle, white x |
| 9 | 91210135 | mainspring (62/65) 51-245 muffle white x |
| 9 | 91210136 | Mainspring (62) 54-250.0 shock white x |
| 10 | S828800000S01BQ | Spring seat 26,5x76,5x22,3 cpl. 1 |
| 11 | S208600003000FB | O-ring 5,28x1,78 HNBR70 red 1 |
| 12 | 50181207 | Locking nut M12x1 h9 WAF19 1 |
| 13 | 50181344 | Rebound disc 12x34x3,5 h0 1 |
| 14 | S625000000S0000 | Piston 12x49,4x18 cpl 1 |
| 15 | 50181091 | Rebound disc 12x43x12,5 h8 1 |
| 16 | 50180603S7 | Dichtungsträger 50x28 cpl. 1 |
| 17 | 50180126 | Round-wire snap ring 53x1,75 1 |
| 18 | 50181349 | Cap 50,12x16 h6 1 |
| 19 | 50181100 | Rubber pad 18x58x46 black 1 |
| 20 | S421800010S0100 | Mounting fork with piston rod cpl. Link 1 |
| 21 | RP10044T | Repair kit adjuster DCC 2023 x |
| 22 | 46811205 | Bush M10x12/15/13x9,5 1 |
| 23 | S918100006S0000 | adjuster rebound red cpl. 1 |
| 24 | R15006 | REPAIR KIT BEARINGS 07 x |
| 25 | 50180218 | O-ring 25x1,5 Viton70 1 |
| 98 | 50180751S1 | Shock absorber fluid 5 LT x |
| 99 | RP10043T | shock absorber rebuild kit x |

24A4800430

70453

* NEW PART

X ON DEMAND

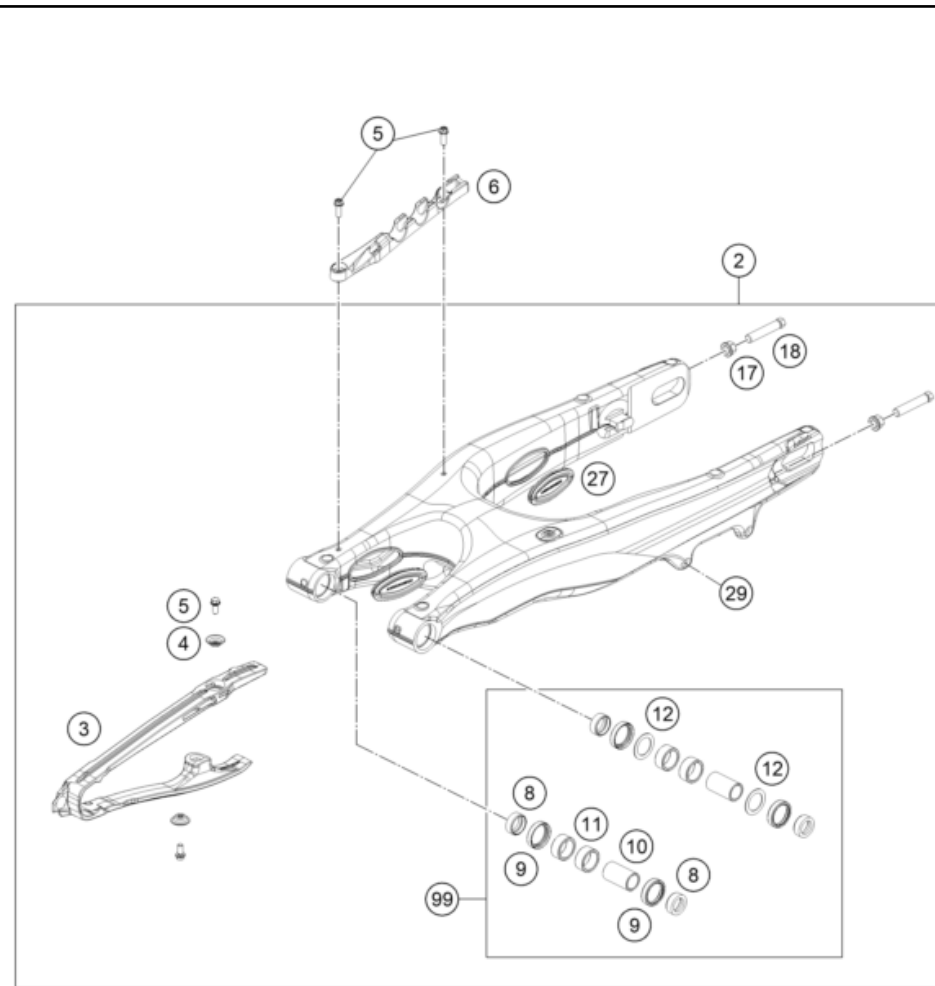


| POS | PARTNUMBER | | PIECE |
|-----|--------------|-----------------------------------|-------|
| 1 | A46004080244 | Triangle cantilever compl. | 1 |
| 2 | A46004083244 | Pull rod compl. | 1 |
| 3 | 54603081000 | Bushing sleeve 15x20x48 | 2 |
| 4 | 54603097000 | Needle bushing HK 2016 / 20x26x16 | 4 |
| 5 | 54603036000 | Stop disk 22,2X31,7X1 | 4 |
| 6 | 0760253271 | Radial shaft seal 25x32x7 | 4 |
| 7 | 77204080130 | Bucket f. shaft seal ring 25X11 | 4 |
| 8 | 77204080010 | Bearing sleeve 10x18x25.5 | 1 |
| 9 | 0618182416 | Needle bush HN1816 RS 18/24/16 | 1 |
| 10 | 50180604 | Shim 29.75x19x0.4 | 2 |
| 11 | 0760243051 | Radial shaft seal 24x30x5 | 2 |
| 12 | 77204080020 | Bucket f. shaft seal ring 24x6.8 | 2 |
| 13 | 0760222842 | Radial shaft seal G22x28x4 | 2 |
| 14 | 0618222820 | Needle bearing HK2220 22X28X20 | 2 |
| 15 | 79004084010 | Bearing sleeve for pull rod 16 | 1 |
| 16 | A48004084000 | Pin pull rod M14x1.5 | 1 |
| 17 | 77404084120 | Hex. nut M14x1.5 WS17 | 1 |
| 18 | A48004085000 | Triangle cantilever pin M14x1.5 | 2 |
| 19 | 77204087000 | Hex nut M14x1.5 WS17 | 2 |
| 97 | A46004180020 | Repair kit triangle lever | x |
| 98 | A46004180010 | Repair kit triangle lever | x |
| 99 | A46004183010 | Repair kit pull rod | x |

24A4600460

70692

* NEW PART X ON DEMAND



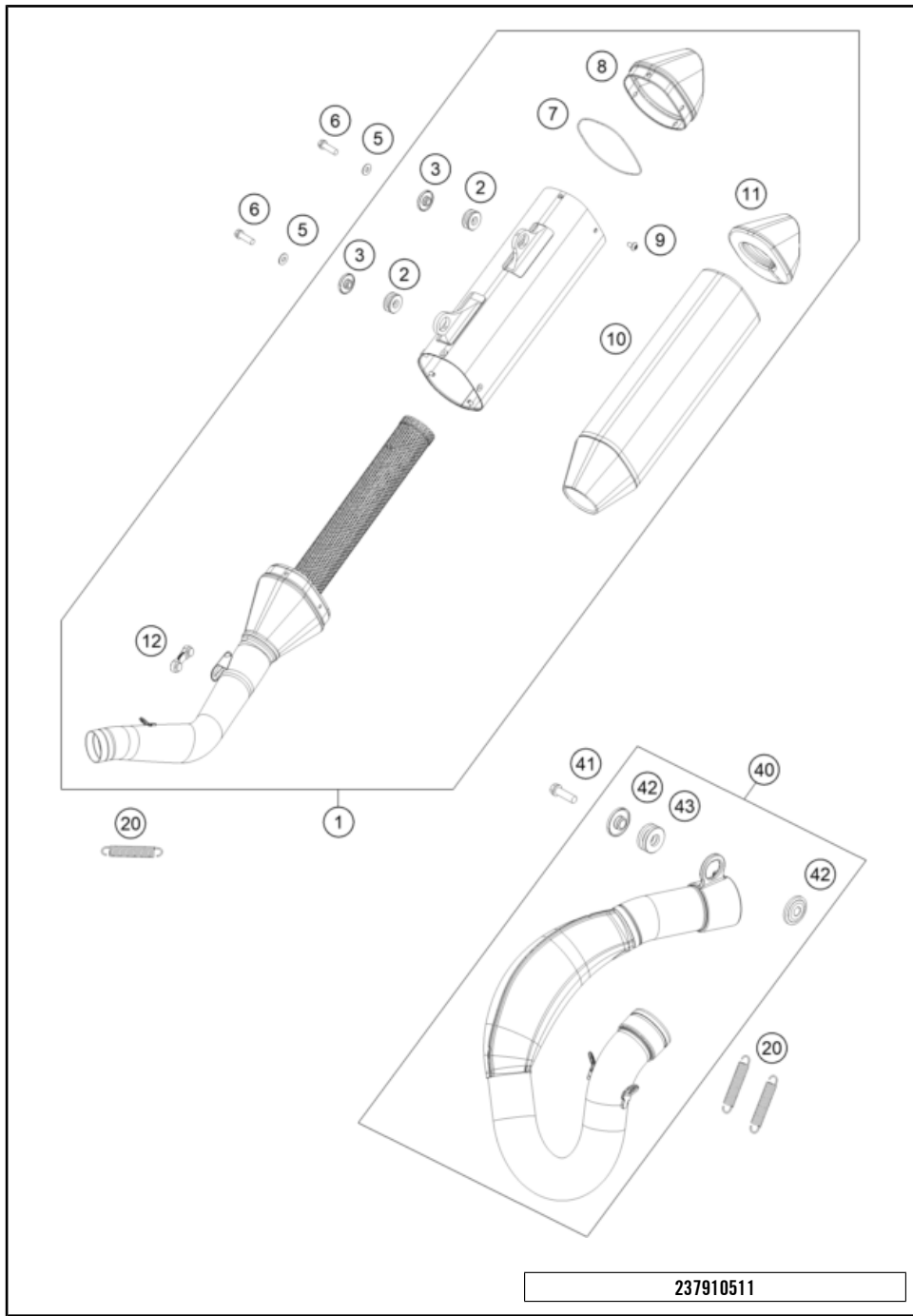
| POS | PARTNUMBER | | PIECE |
|-----|--------------|------------------------------------|-------|
| 2 | A46004230144 | Swingarm cpl | 1 |
| 3 | A46004066100 | Chain slider | 1 |
| 4 | 77304066150 | Chain slider bushing | 2 |
| 5 | 0025060166S | HH collar screw M6x16 TX30 SL | 5 |
| 6 | A46004042000 | Brake line guide | 1 |
| 8 | 77704034000 | Support f. shaft seal ring 16 | 4 |
| 9 | 0760253270 | Radial shaft seal 25x32x7 | 4 |
| 10 | 59404032000 | Bearing sleeve 17x22x38.7 03 | 2 |
| 11 | 0618222812 | Needle bushing HK2212V 22/28/12 MB | 4 |
| 12 | 54603036000 | Stop disk 22,2X31,7X1 | 2 |
| 14 | A46004070000 | Chainguide SX | 1 |
| 16 | 0025060456 | HH COLLAR SCREW M6X45 TX30 | 1 |
| 17 | 58414030000 | HH COLLAR NUT M10X1,25 WS=13 | 2 |
| 18 | 50304040100 | Screw M10x1.25x50 WS10 | 2 |
| 25 | A46004037000 | Swingarm pivot | 1 |
| 26 | 54804038000 | Nut with flange M16X1,5 WS=19 03 | 1 |
| 27 | A46004041000 | Locking cap swingarm | 4 |
| 29 | 54603055051 | Press in nut M6 STEEL ZINC | 1 |
| 99 | 79004030110 | Repair kit swingarm bearing | x |

25A4600490

70473

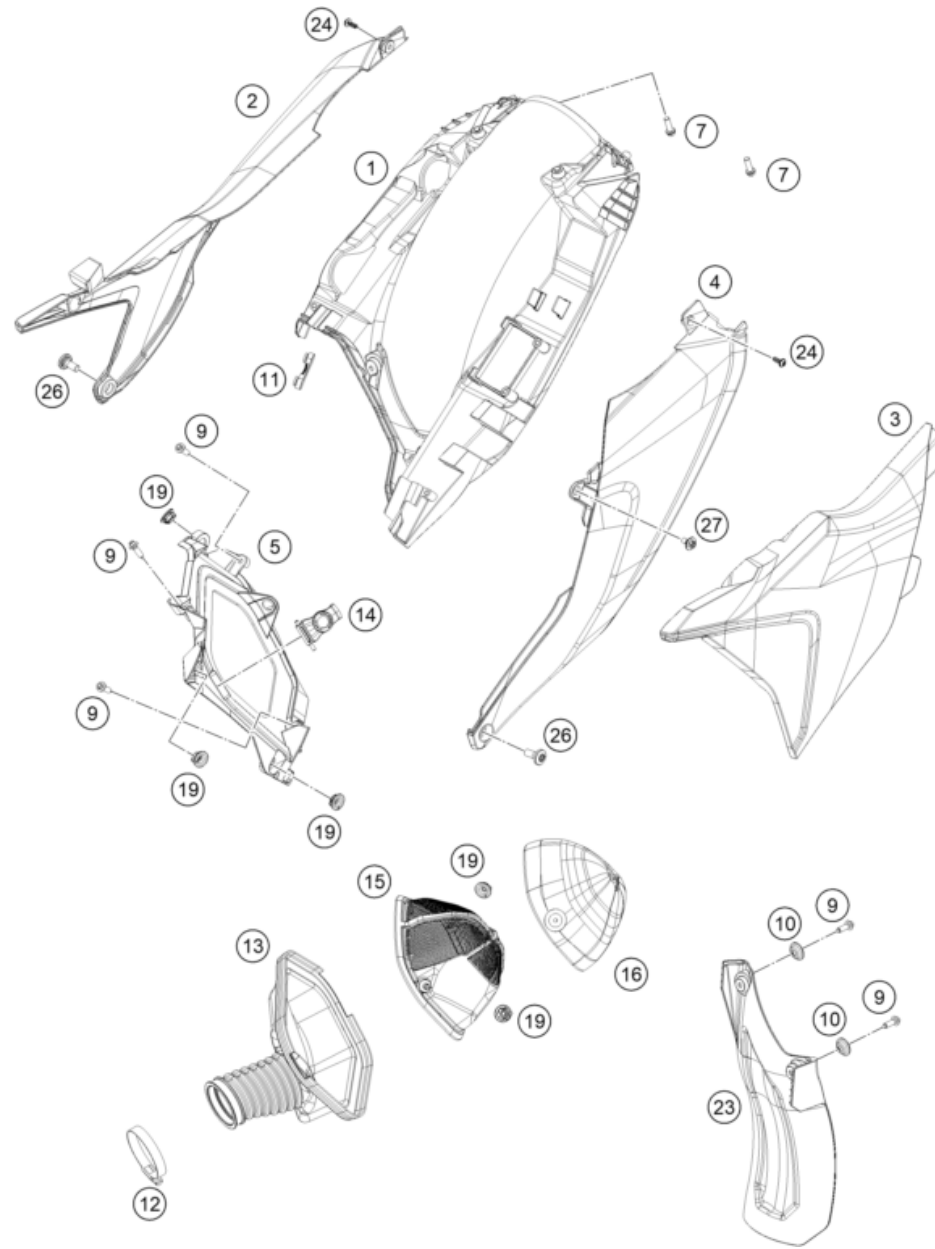
* NEW PART

X ON DEMAND



| POS | PARTNUMBER | | PIECE |
|-----|--------------|---------------------------------|-------|
| 1 | A48005079033 | Silencer pre assembly | 1 |
| 2 | 77205068000 | Damp. compon. black | 2 |
| 3 | 77205169000 | Bushing 7.5x12x28x8.3 11 | 2 |
| 5 | 50233041000 | Pair of washers M6 NORDLOCK | 2 |
| 6 | 0025060306 | HH collar screw M6x30 TX30 | 2 |
| 7 | 0770800021 | O-RING 80,00X2,00 VITON | 1 |
| 8 | 79105282060 | endcap cpl. | 1 |
| 9 | 78105081010 | SCREW TORX M5X10 | 5 |
| 10 | 79105081085 | insulating material formed part | 1 |
| 11 | A49005081086 | Insulating material | 1 |
| 12 | 79105098000 | exhaust spacer | 1 |
| 20 | 50305016200 | Tension spring L=65 mm | 3 |
| 40 | A47005007033 | Manifold 350 SXF | 1 |
| 41 | 0025080256 | HH collar screw M8x25 | 1 |
| 42 | 77805069000 | Bushing 8.5x12x28x8.3 | 2 |
| 43 | 79105068000 | Damper gray | 1 |

80399 * NEW PART X ON DEMAND



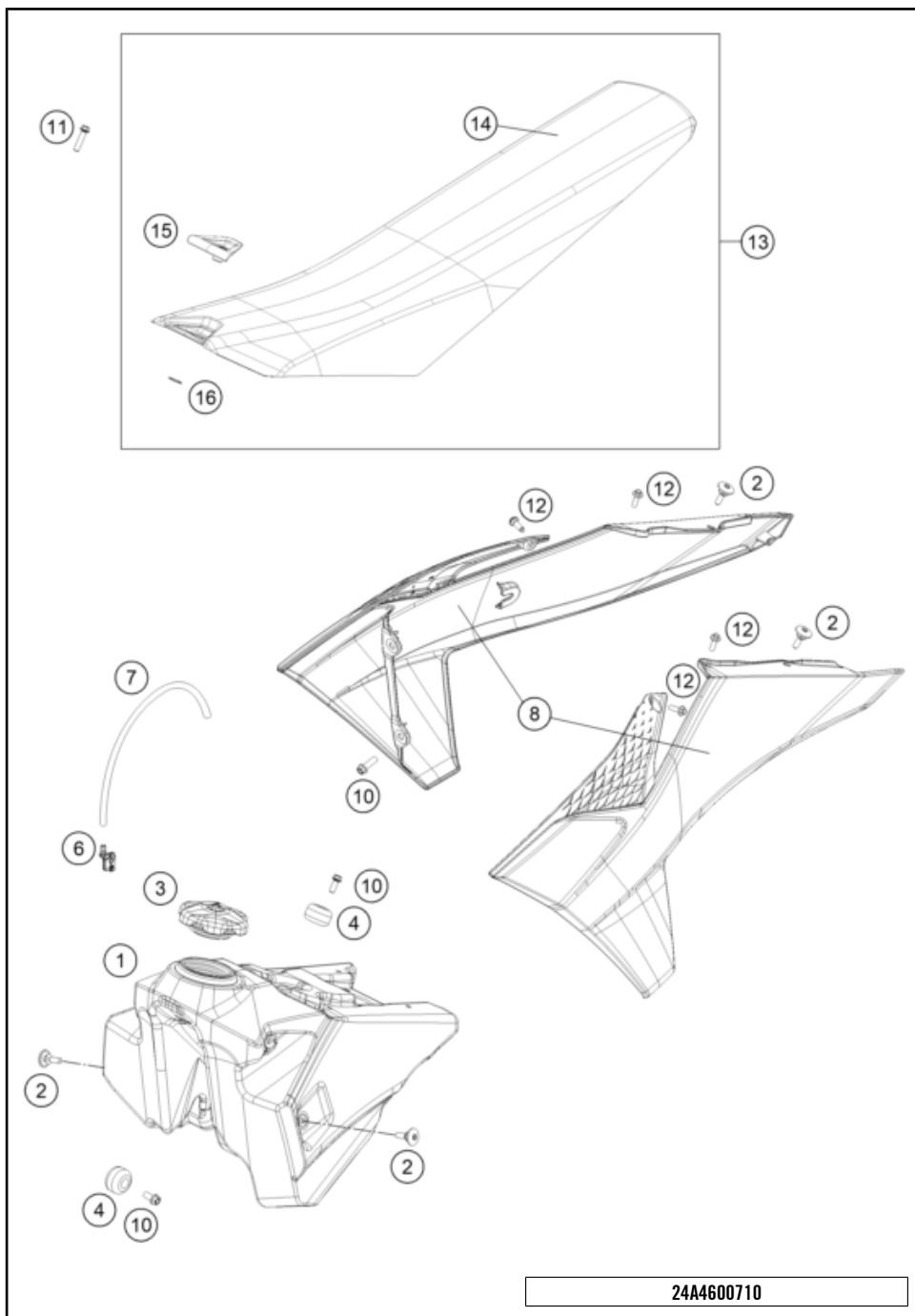
| POS | PARTNUMBER | | PIECE |
|-----|----------------|---------------------------------|-------|
| 1 | A46006001000EB | Lower section of the air filter | 1 |
| 2 | A46006004000EB | Air filter panel | 1 |
| 3 | A46006003000EB | Air filter cover | 1 |
| 4 | A46006005000EB | Side fairing | 1 |
| 5 | A46006001010EB | Air filter box front part | 1 |
| 7 | 0025060206 | HH collar screw M6x20 TX30 | 2 |
| 9 | 0017060206 | SCREW F. PLASTIC K60X20AL SW6 | 5 |
| 10 | 77304066150 | Chain slider bushing | 2 |
| 11 | 79105098000 | exhaust spacer | 1 |
| 12 | 78006027000 | HOSE CLAMP 45-65MM | 1 |
| 13 | A46006026100 | Air boot | 1 |
| 14 | A46006017000 | Air filter holding bracket | 1 |
| 15 | A48006016000 | Air filter support | 1 |
| 16 | A48006015000 | Air filter | 1 |
| 19 | 47106003160 | quick release rubber grommet | 5 |
| 23 | A46004050000 | Splash protection | 1 |
| 24 | 0081050141 | EJOT PT screw K50x14 | 2 |
| 26 | 79003003000 | Special screw M8X18 TORX45 SL | 2 |
| 27 | 83008000012 | special screw M6x12x3 | 1 |

26A4800610

80397

* NEW PART

X ON DEMAND

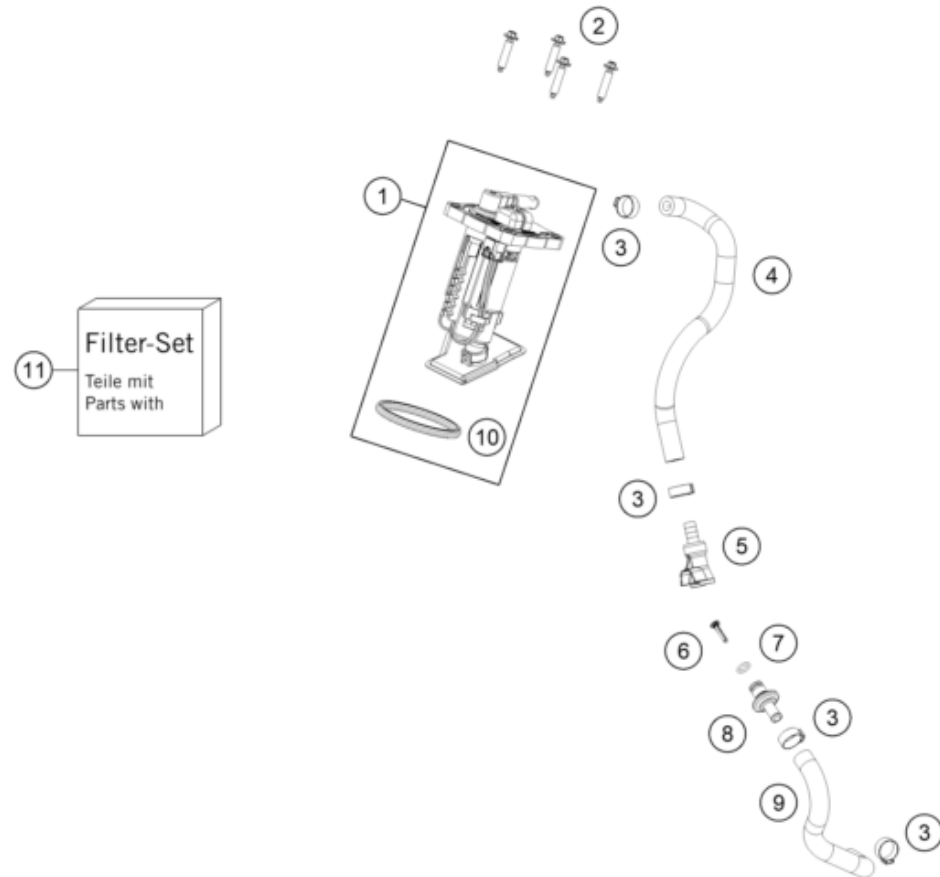


| POS | PARTNUMBER | | PIECE |
|-----|-----------------|-------------------------------------|-------|
| 1 | A46007113000 | Fuel tank | 1 |
| 2 | 79107011000 | Seat holder screw | 4 |
| 3 | 77707008144C1 | Fuel tank cap compl. | 1 |
| 4 | A46007014000 | Fuel tank role | 3 |
| 6 | 79107013010 | wire holder / fuel ventilation | 1 |
| 7 | 78007100270 | Vent hose 5.6 x 10 x 270 | 1 |
| 8 | A46008054100EBE | Spoilerset MX/Enduro '26 with decal | 1 |
| 10 | 0025060126 | HH collar screw M6x12 TX30 | 7 |
| 11 | 0025060256 | HH collar screw M6x25 TX30 | 1 |
| 12 | 0017060206 | SCREW F. PLASTIC K60X20AL SW6 | 4 |
| 13 | A46007040000C1 | Seat | 1 |
| 14 | A46007040050C1 | Seat cover | 1 |
| 15 | A46007046000 | Seat installation | 1 |
| 16 | 0004711200100 | Lock ring DIN471 12x1 | 1 |

24A4600710

79204

* NEW PART X ON DEMAND



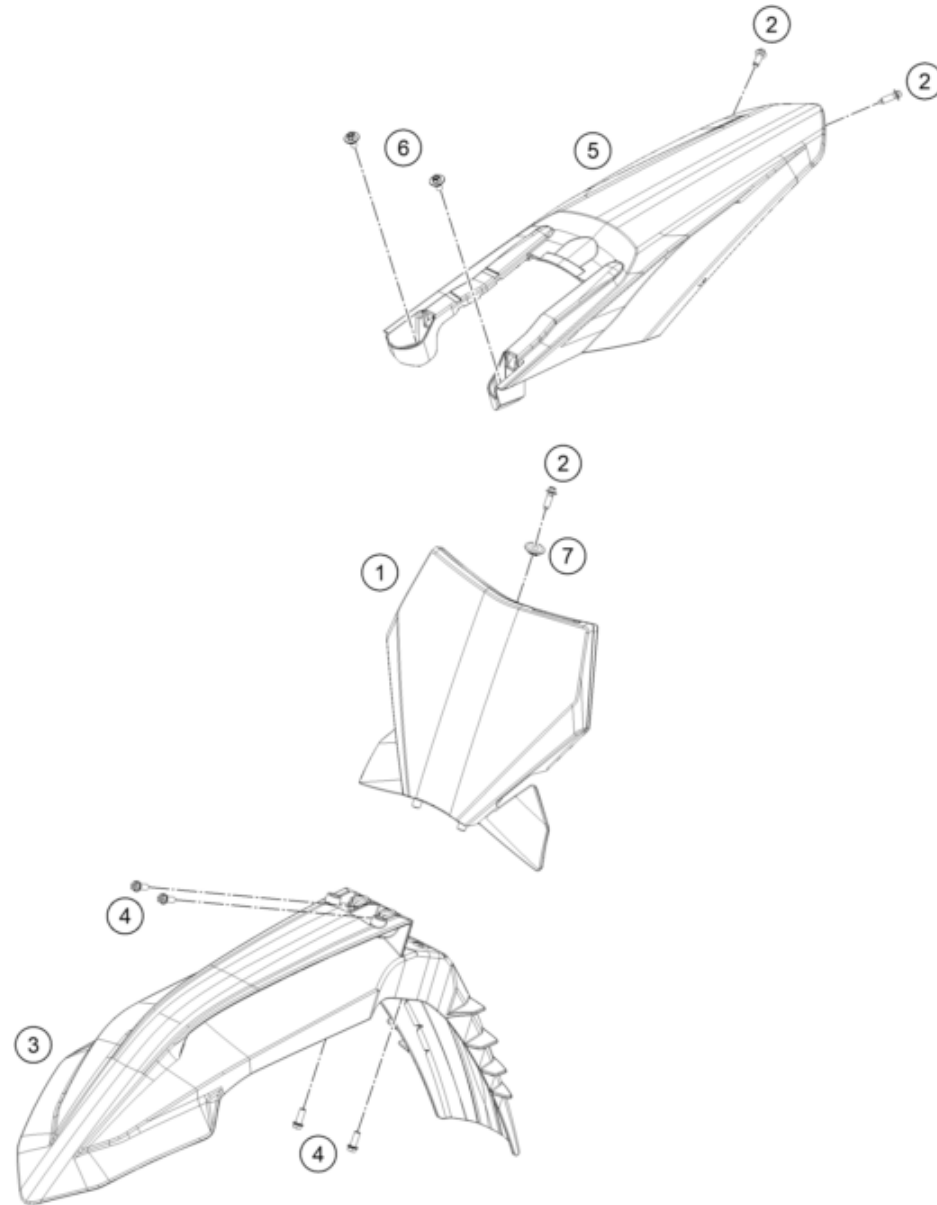
| POS | PARTNUMBER | | PIECE |
|-----|---------------|-------------------------------|-------|
| 1 | A46007088200 | Fuel pump | 1 |
| 2 | 0017060305 | Special screw K60X30 WS=6 | 4 |
| 3 | 00050157706 | Variable one-ear clamp 15.7mm | 4 |
| 4 | A46007016000 | Fuel hose tank | 1 |
| 5 | 5850701050030 | Clutch CPC PLCD17005, black | 1 |
| 6 | 78141013190 | Fuel filter | 1 |
| 7 | 58507012000 | O-ring VITON f. plug CPC 05 | 1 |
| 8 | 77707010000 | Fuel connection | 1 |
| 9 | A46007017000 | Fuel hose | 1 |
| 10 | A46007088050 | Fuel pump seal | 1 |
| 11 | A46007018044 | Fuel pump filter kit | 1 |

227950730

62027

* NEW PART

X ON DEMAND



| POS | PARTNUMBER | | PIECE |
|-----|-----------------|-------------------------------|-------|
| 1 | A46008007000EB | Startnumber plate | 1 |
| 2 | 0017060206 | SCREW F. PLASTIC K60X20AL SW6 | 3 |
| 3 | A46008010000EB | Fender | 1 |
| 4 | 0025060166 | HH collar screw M6x16 TX30 | 4 |
| 5 | A46008013000EBC | Rear fender with decal | 1 |
| 6 | 83008000012 | special screw M6x12x3 | 2 |
| 7 | 79608052000 | Bush 6X11X16X5 MM | 1 |

237950810

62504

* NEW PART

X ON DEMAND

| POS | PARTNUMBER | | PIECE |
|-----|--------------|---------------------------------|-------|
| 1 | A46008078025 | Displacement tabel set 350 SX-F | 1 |

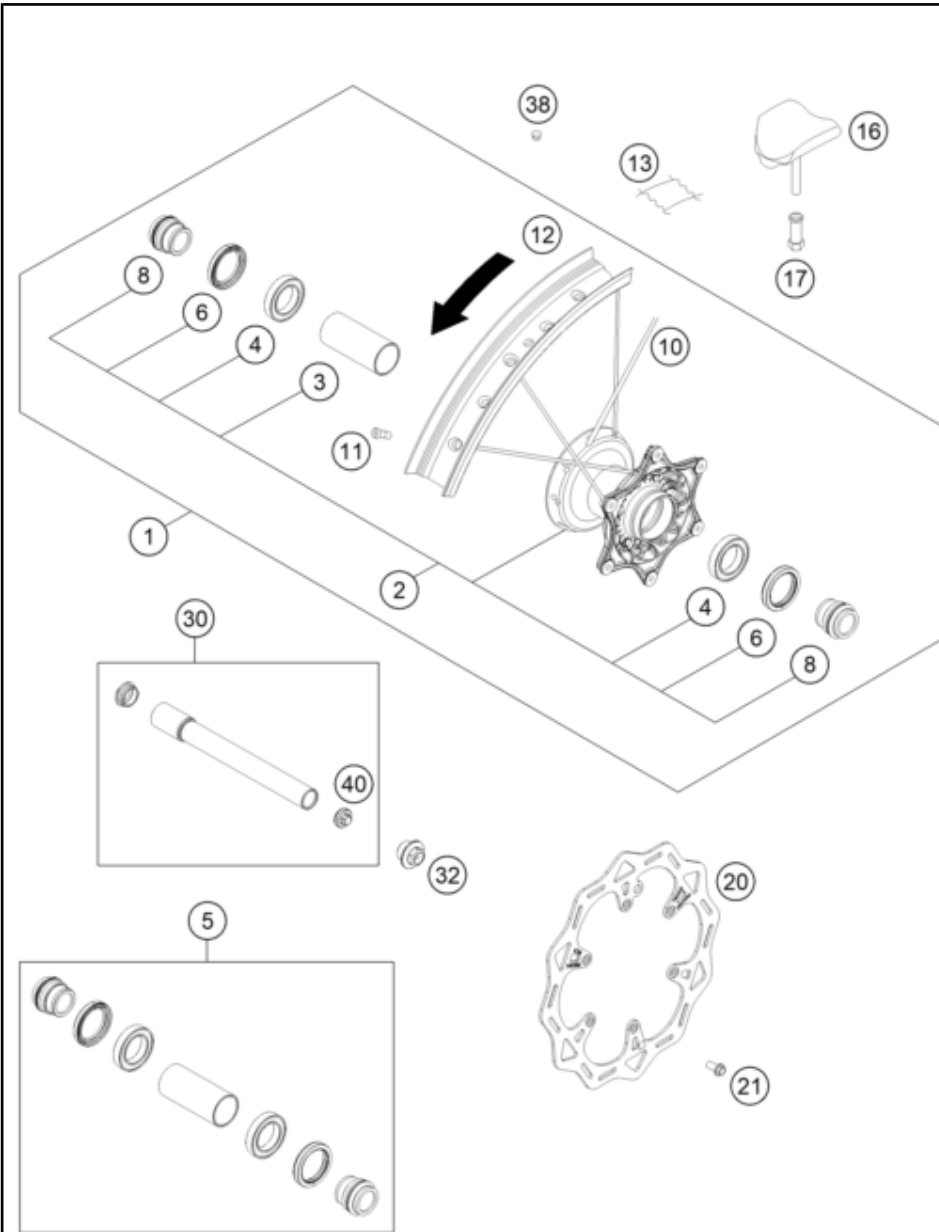


26A4700830

79211

* NEW PART

X ON DEMAND



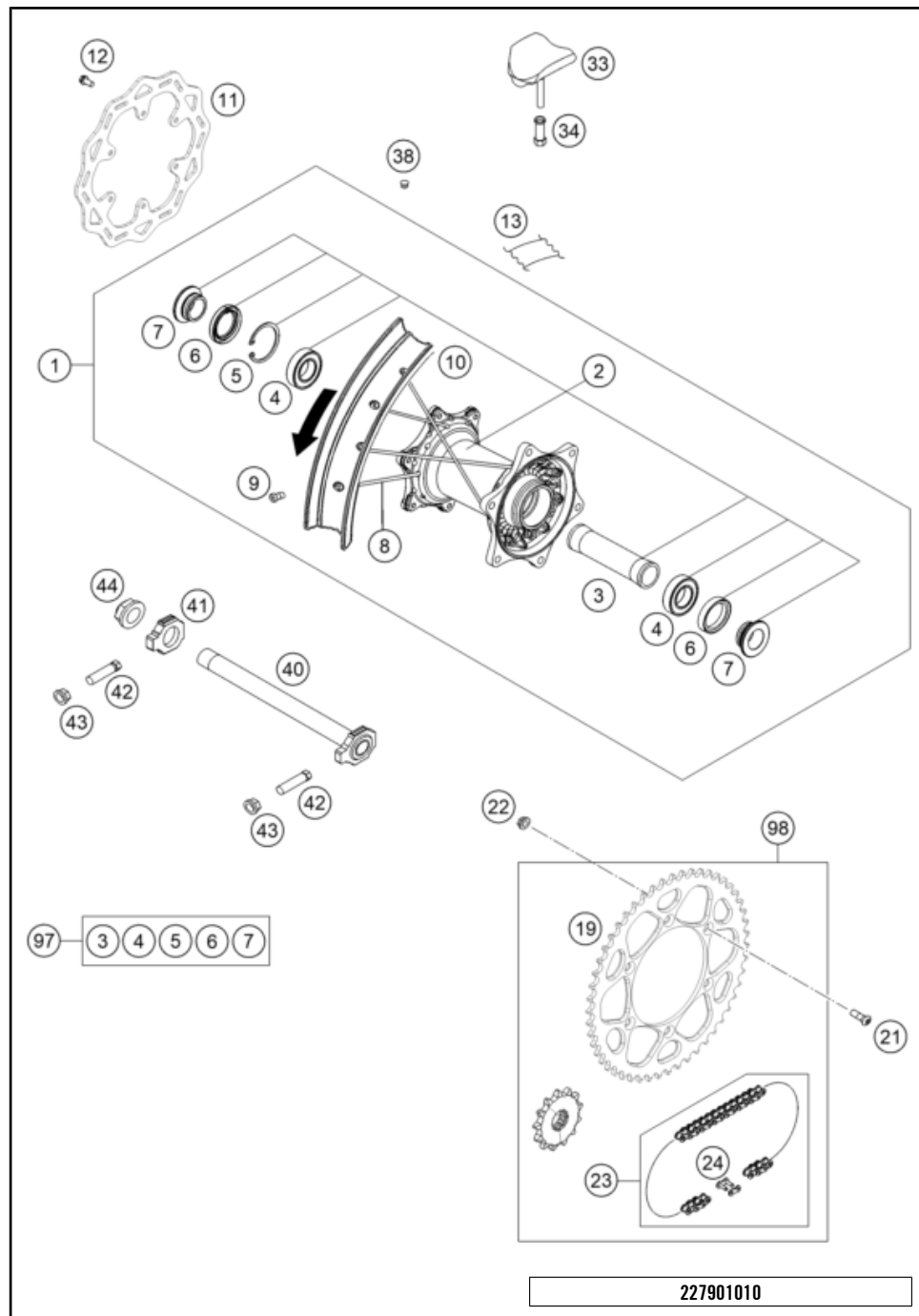
| POS | PARTNUMBER | | PIECE |
|-----|---------------|--------------------------------|-------|
| 1 | 7900900144430 | FRONT WHEEL CMPL. 1.6X21"EXCEL | 1 |
| 2 | 77709010144 | FRONT WHEEL HUB CPL. | 1 |
| 3 | 54809011000 | BEA.SPACERTUBE 35X2 L=79,4 03 | 1 |
| 4 | 0625069068 | Grooved ball bearing 6906 | 2 |
| 5 | 77709015000 | wheel bearing repair kit | 1 |
| 6 | 0760354771 | Radial shaft seal 35X47X7 TC | 2 |
| 8 | 77709012000 | SPACER BUSHING F. FR. WHEEL | 2 |
| 10 | 7710907122630 | SPOKE M4,5X226- 21" BLACK 12 | 36 |
| 11 | 77109072000 | Spoke nipple M4.5 AL | 36 |
| 12 | 7910907000030 | Front Rim 21x1.60 | 1 |
| 13 | 50309073000 | Tube protector 21" | 1 |
| 16 | 78109090200 | Tyre locker 1,60" | 1 |
| 17 | 77110090050 | Nut for wheel holder | 1 |
| 20 | 79009060000 | Brake disc front 260MM 16 | 1 |
| 21 | 59009062013 | SPECIAL SCREW M6X13 WS=8 10.9 | 6 |
| 30 | 79109081033 | Wheel spindle front cmpl, 2019 | 1 |
| 32 | A46009082000 | Collar screw M20x1.5 SW17 AL | 1 |
| 38 | 55003135000 | Plug for rim | x |
| 40 | 7770908107055 | AUXILIARY SCREW FRONT | 1 |

237940911

59849

* NEW PART

X ON DEMAND



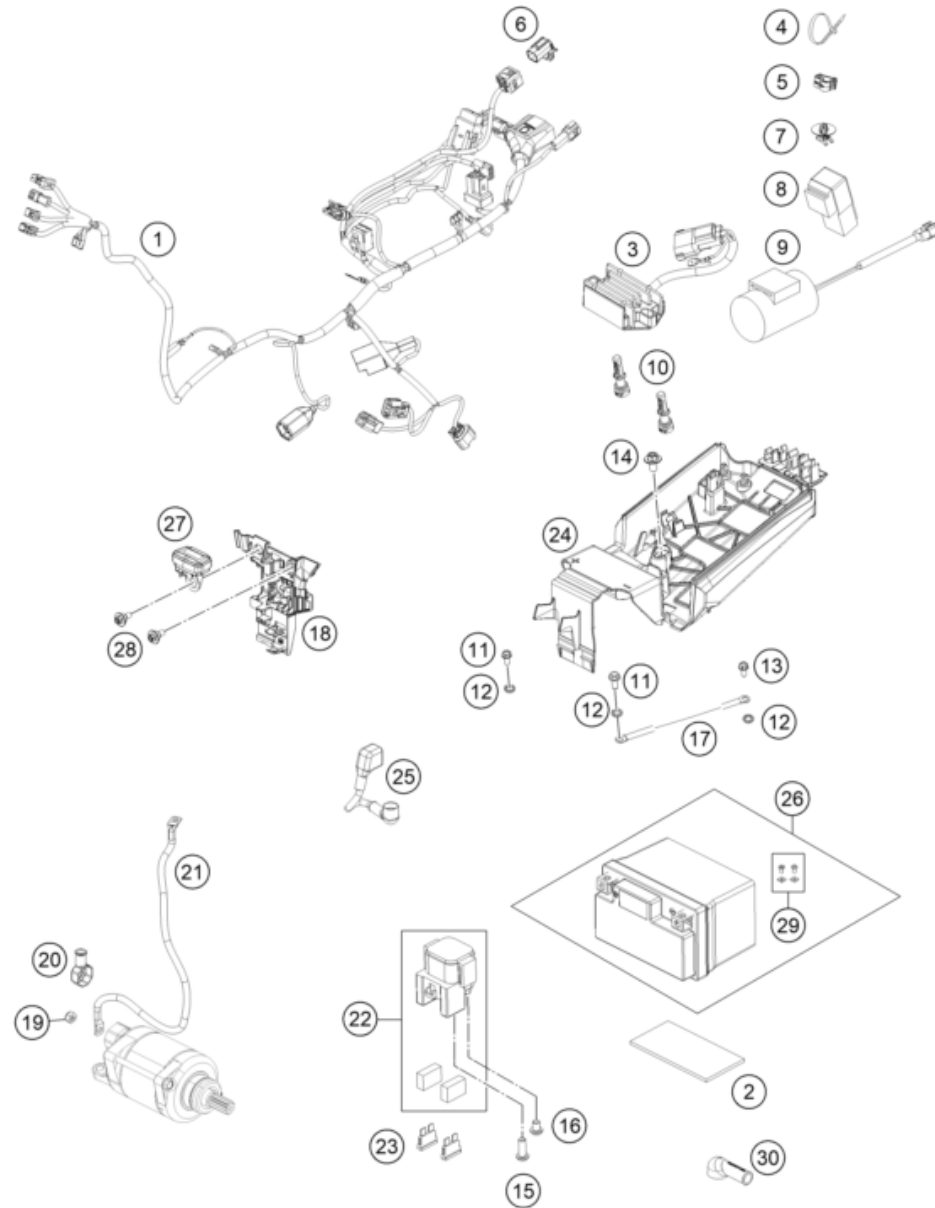
| POS | PARTNUMBER | | PIECE |
|-----|-----------------|-------------------------------------|-------|
| 1 | A4601000104430 | Rear wheel compl. 2.15x19" EXCEL | 1 |
| 2 | A46010010044 | Rear wheel hub compl. | 1 |
| 3 | A46010011000 | Bearing spacer tube 121.5mm | 1 |
| 4 | 0625060058 | Grooved ball bear.6005 DDU2CG23S6NM | 2 |
| 5 | 0472047175 | CIRCLIP DIN0472-47X1,75 | 1 |
| 6 | 0760354771 | Radial shaft seal 35X47X7 TC | 2 |
| 7 | A46010016000 | Spacing tube rear wheel | 2 |
| 8 | 7901007120530 | SPOKE M4,5X205-19" BLACK 16 | 36 |
| 9 | 77109072000 | Spoke nipple M4.5 AL | 36 |
| 10 | 7911007000030 | Rear rim 19x2.15 | 1 |
| 11 | 79010060000 | Brake disc rear 220MM 16 | 1 |
| 12 | 59009062013 | SPECIAL SCREW M6X13 WS=8 10.9 | 6 |
| 13 | 50310073200 | Tube protector 18" and 19" | 1 |
| 19 | 7771015104830 | SPROCKET 48-T BLACK | x |
| 19 | 7771015105030 | Rear sprocket 50-t, black | x |
| 19 | 7771015105130 | Rear sprocket 51-t | x |
| 19 | 7771015105230 | Rear sprocket 52-t, black | 1 |
| 21 | 0019080266S | COUNTER-SUNK SCREW ISA45 M8X26 | 6 |
| 22 | 06923080003 | Hex. nut DIN EN 1661 M8 WS13 | 6 |
| 23 | 50310165118 | Chain 5/8X1/4" MX | 1 |
| 24 | 50310166000 | Connecting link for 50310165118 | 1 |
| 33 | 78110090200 | Tyre locker 2,15" | 1 |
| 34 | 77110090050 | Nut for wheel holder | 1 |
| 38 | 55003135000 | Plug for rim | x |
| 40 | A46010085044 | Wheel spindle rear wheel compl. | 1 |
| 41 | A46010084000 | Chain tension adjuster right | 1 |
| 42 | 50304040100 | Screw M10x1.25x50 WS10 | 2 |
| 43 | 58414030000 | HH COLLAR NUT M10X1,25 WS=13 | 2 |
| 44 | A46010086000 | Collar nut M22x1.5 WS=30 | 1 |
| 97 | A46010015010 | wheel bearing repair kit | x |
| 98 | SPAA14U52CM1186 | Drivetrain kit SX 14Z/52Z | x |

227901010

72499

* NEW PART

X ON DEMAND



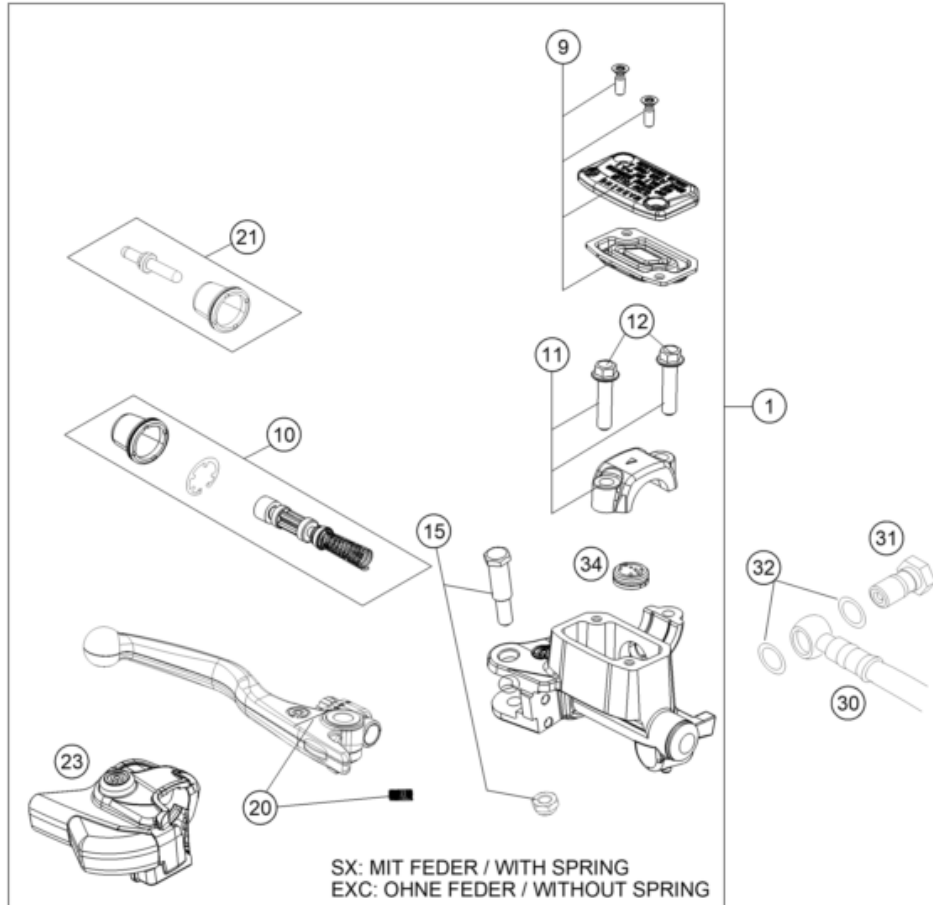
25A4601112

| POS | PARTNUMBER | | PIECE |
|-----|----------------|---------------------------------------|-------|
| 1 | A46011075100 | Main harness | 1 |
| 2 | 59003001099 | METAMOLL 90X45X3MM 03 | 1 |
| 3 | 77211034000 | Voltage regulator | 1 |
| 4 | 44011076140 | CABLE TIE 140/2,5MM BLACK | x |
| 4 | 44011076200 | Cable tie 200/4.6mm black | x |
| 4 | 44011076305 | Cable tie 300/4,8mm black | x |
| 5 | 83013026000 | Line guide | 2 |
| 6 | 0007000000U002 | Plug cap | 1 |
| 7 | 79711013010 | Cable bracket d8 | 1 |
| 8 | 61111057000 | RELAY CM1A-R-12V-H80 07 | 1 |
| 9 | 77711035000 | Capacitor | 1 |
| 10 | 55641030000 | Holder control unit | 2 |
| 11 | 0025050126 | HH collar screw M5x12 TX30 | 2 |
| 12 | 58411098100 | Contact washer M6 VSV-K6 | 3 |
| 13 | 0900000601202 | Roundhead screw w/ Tx M6x12 mm | 1 |
| 14 | 0024060106 | HH COLLAR SCREW M6X10 TX30 | 1 |
| 15 | 0738060167 | Oval head screw AH socket M6x16 A2-70 | 1 |
| 16 | 0902060083 | Oval head screw ISO 7380 M 6X8 - A2 | 1 |
| 17 | 75011097100 | Ground wire | 1 |
| 18 | A46011083000 | Connector support | 1 |
| 19 | 0985060003 | Self lock. nut DIN985-M6-A2 | 1 |
| 20 | 77240099000 | Protection cap for starter engine | 1 |
| 21 | A46011059000 | Starter cable | 1 |
| 22 | 58211058000 | Starter relay 12V 99 | 1 |
| 23 | 58011109110 | Plug-in fuse, big 10A | 2 |
| 24 | A46011055000 | Battery holding bracket | 1 |
| 25 | A46011059050 | Battery cable compl. | 1 |
| 26 | 79111053000 | battery 12V/24Wh | 1 |
| 27 | A46014069000 | Dashboard | 1 |
| 28 | 83008100015 | Special screw M6x15x5.5 | 2 |
| 29 | 79111053010 | screw kit only for 79111053000 | 1 |
| 30 | 25140097000 | Starter relay cap short | 1 |

70478

* NEW PART

X ON DEMAND



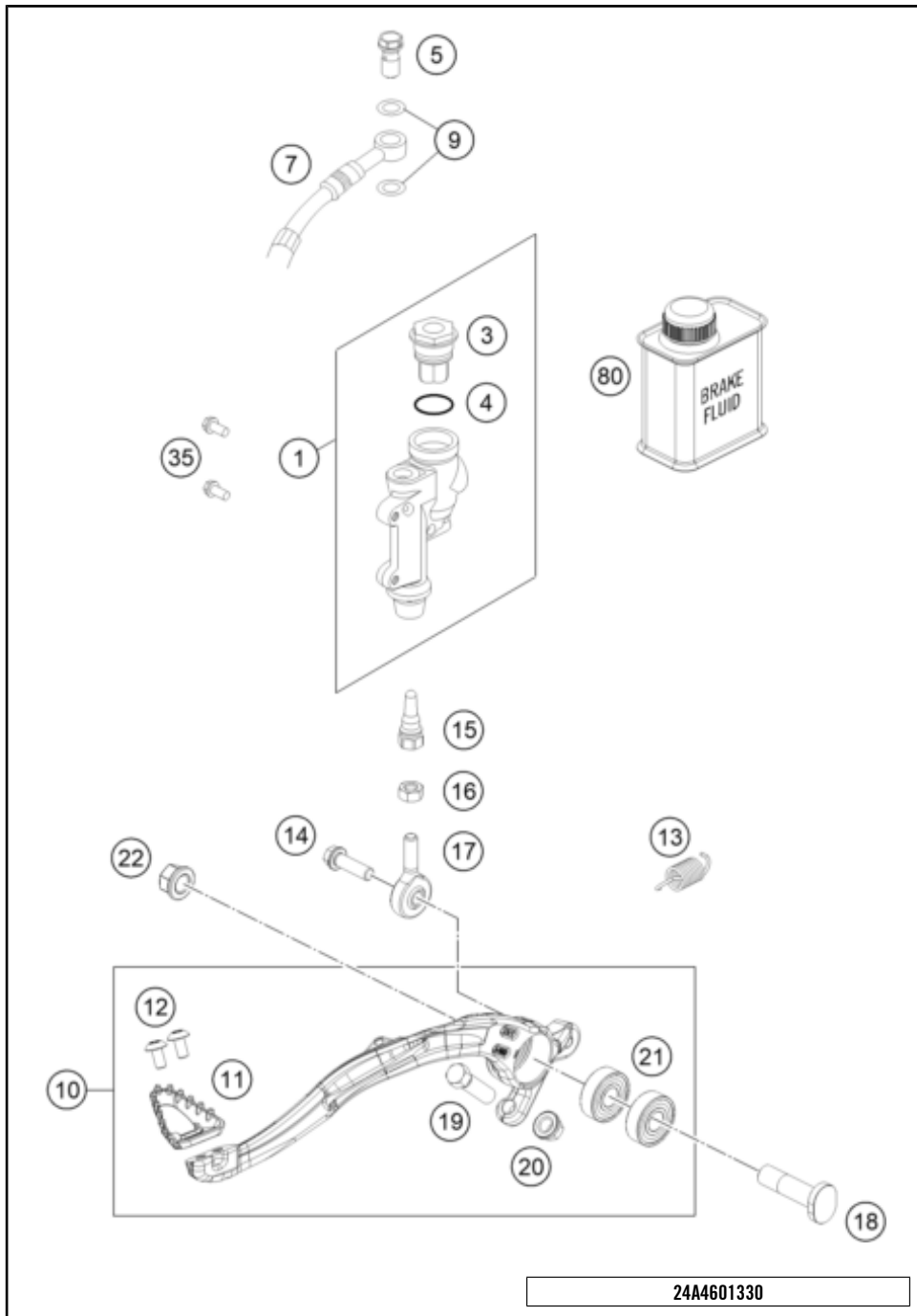
| POS | PARTNUMBER | | PIECE |
|-----|-------------|---|-------|
| 1 | 77713001044 | HAND BRAKE CYLIND. CPL. SX 2014 | 1 |
| 9 | 77713003000 | HAND BRAKE CYL. COVER | 1 |
| 10 | 77713008000 | REPAIR KIT PISTON SX 2014 | 1 |
| 11 | 54802005100 | CLAMP CPL. 06 | 1 |
| 12 | 0025060256 | HH collar screw M6x25 TX30 | 2 |
| 15 | 77713006000 | Lever screw | 1 |
| 20 | 77713002000 | Hand brake lever + spring SX 14 SX WITH SPRING, EXC WITHOUT SP | 1 |
| 21 | 77713007000 | PUSH ROD CPL. SX 2014 | 1 |
| 23 | 77713004000 | Protection cap, hand brake cylinder | 1 |
| 30 | 59013010000 | Brakeho. Front 1235mm 2000 | 1 |
| 31 | 54813020100 | banjo bolt M10x1x19 black | 1 |
| 32 | 0603100141 | sealing ring DIN 7603 10x14x1 | 2 |
| 34 | 54802051000 | VALVE | 1 |
| 80 | 00062030000 | Brake fluid DOT5.1 0,25L | 1 |

147781310

15055

* NEW PART

X ON DEMAND



| POS | PARTNUMBER | | PIECE |
|-----|--------------|--|-------|
| 1 | 77013060044 | REAR BRAKE CYLINDER CPL.SX 09 | 1 |
| 3 | 54813062100 | REAR BRAKE CYL. COVER CPL. 04 | 1 |
| 4 | 54813063000 | FOOT-BRAKE CYL. GASKET SX 03 | 1 |
| 5 | 54813020100 | banjo bolt M10x1x19 black | 1 |
| 7 | 77213070300 | Rear Brakehose | 1 |
| 9 | 0603100141 | sealing ring DIN 7603 10x14x1 | 2 |
| 10 | A48013050044 | Brake pedal cmpl. | 1 |
| 11 | A48013051000 | Step brake lever | 1 |
| 12 | 58605083010 | SCREW TORX M5X10 05 | 2 |
| 13 | A46003062000 | Retracting spring | 1 |
| 14 | 0025060206S | HH collar screw M6x20 TX30 | 1 |
| 15 | 54813056000 | Push rod L=28MM 03 | 1 |
| 16 | 0934060003 | Hex. nut DIN 934 M6 | 1 |
| 17 | 54813055100 | Joint head CMP6 | 1 |
| 18 | 47213054000 | Screw foot brake lever | 1 |
| 19 | 59001037000 | Special Screw M8X26 WS=10 | 1 |
| 20 | 46030045000 | flanged nut M8 WS10 | 1 |
| 21 | 0625060002 | deep groove ball bearing SKF 6000-2RS1 | 2 |
| 22 | 54630044000 | COLLAR NUT M10 WS=13 | 1 |
| 35 | 0025060126 | HH collar screw M6x12 TX30 | 2 |
| 80 | 00062030000 | Brake fluid DOT5.1 0,25L | 1 |

24A4601330

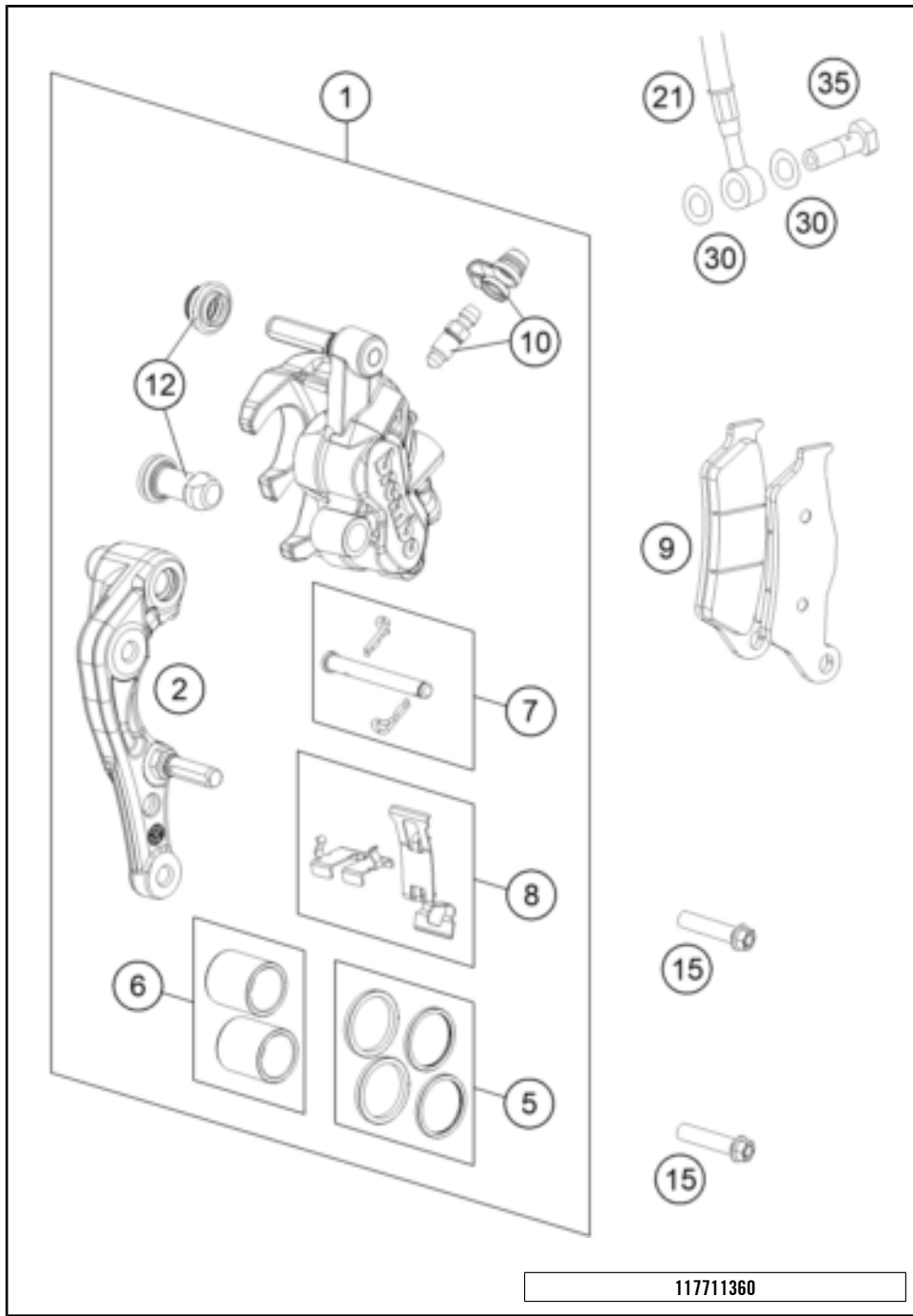
69022

* NEW PART

X ON DEMAND

FRONT BRAKE CALIPER

350 SX-F 2026 EU 2026



| POS | PARTNUMBER | | PIECE |
|-----|---------------|--------------------------------|-------|
| 1 | 7701301500101 | CALIPER NAT. WITHOUT PADS | 1 |
| 2 | 77013014000 | BRAKE CALIPER SUPPORT FRONT 09 | 1 |
| 5 | 77013021000 | REP. KIT SEALS 24MM | 1 |
| 6 | 77013019000 | REP. KIT PISTON 24MM | 1 |
| 7 | 77013017000 | BOLT CPL. 09 | 1 |
| 8 | 77013018000 | Retaining plate set BREMBO | 1 |
| 9 | 77713030000 | Brake pad front | 1 |
| 10 | 61013020100 | BLEEDER SCREW WITH CAP | 1 |
| 12 | 54613218000 | CUP SET SHORT | 1 |
| 15 | 0025080306S | HH COLLAR SCREW M8X30 TX40 | 2 |
| 21 | 59013010000 | Brakeho. Front 1235mm 2000 | 1 |
| 30 | 0603100141 | sealing ring DIN 7603 10x14x1 | 2 |
| 35 | 50213025000 | HOLLOW SCREW M10X1X19 | 1 |

117711360

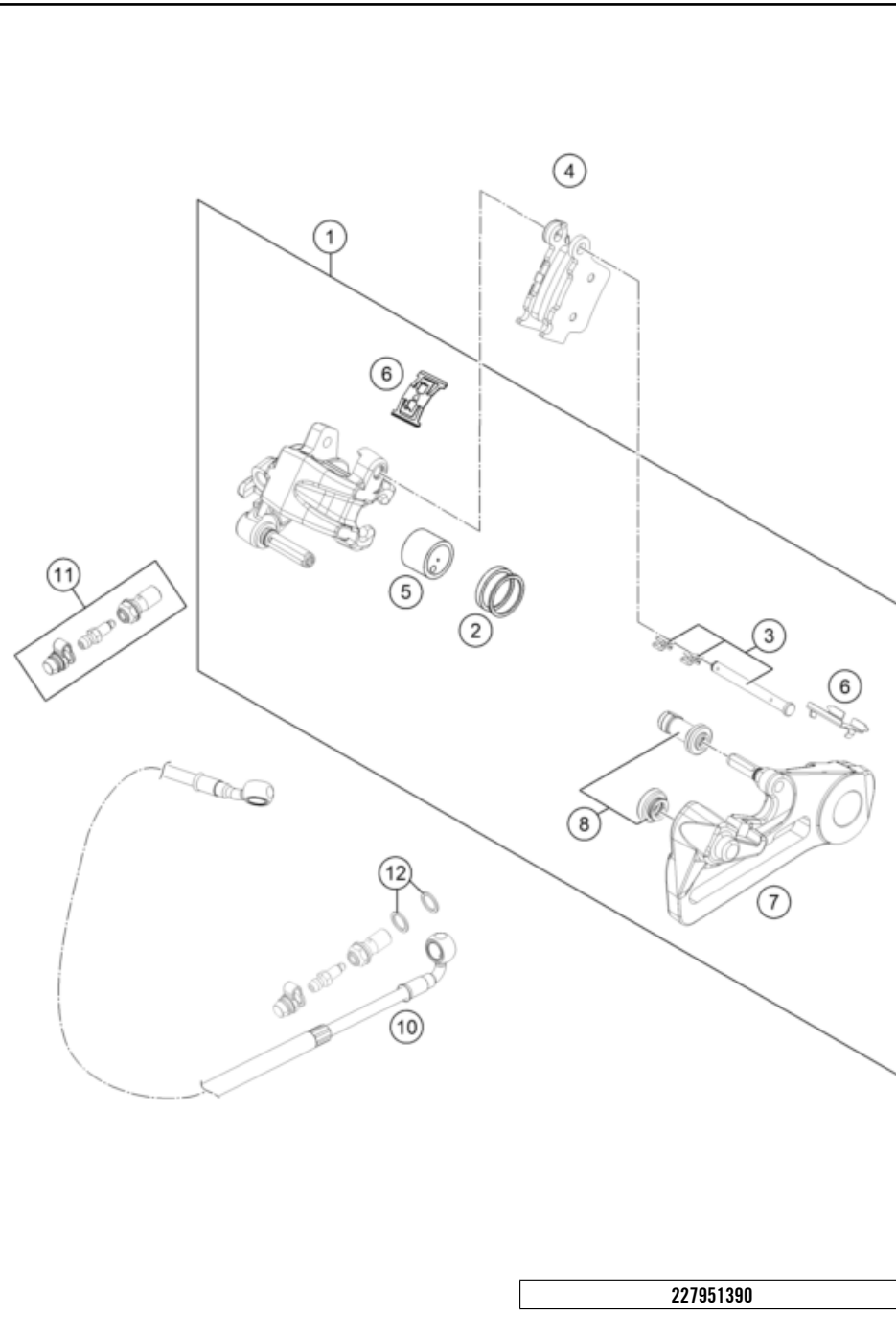
10680

* NEW PART

X ON DEMAND

REAR BRAKE CALIPER

350 SX-F 2026 EU 2026



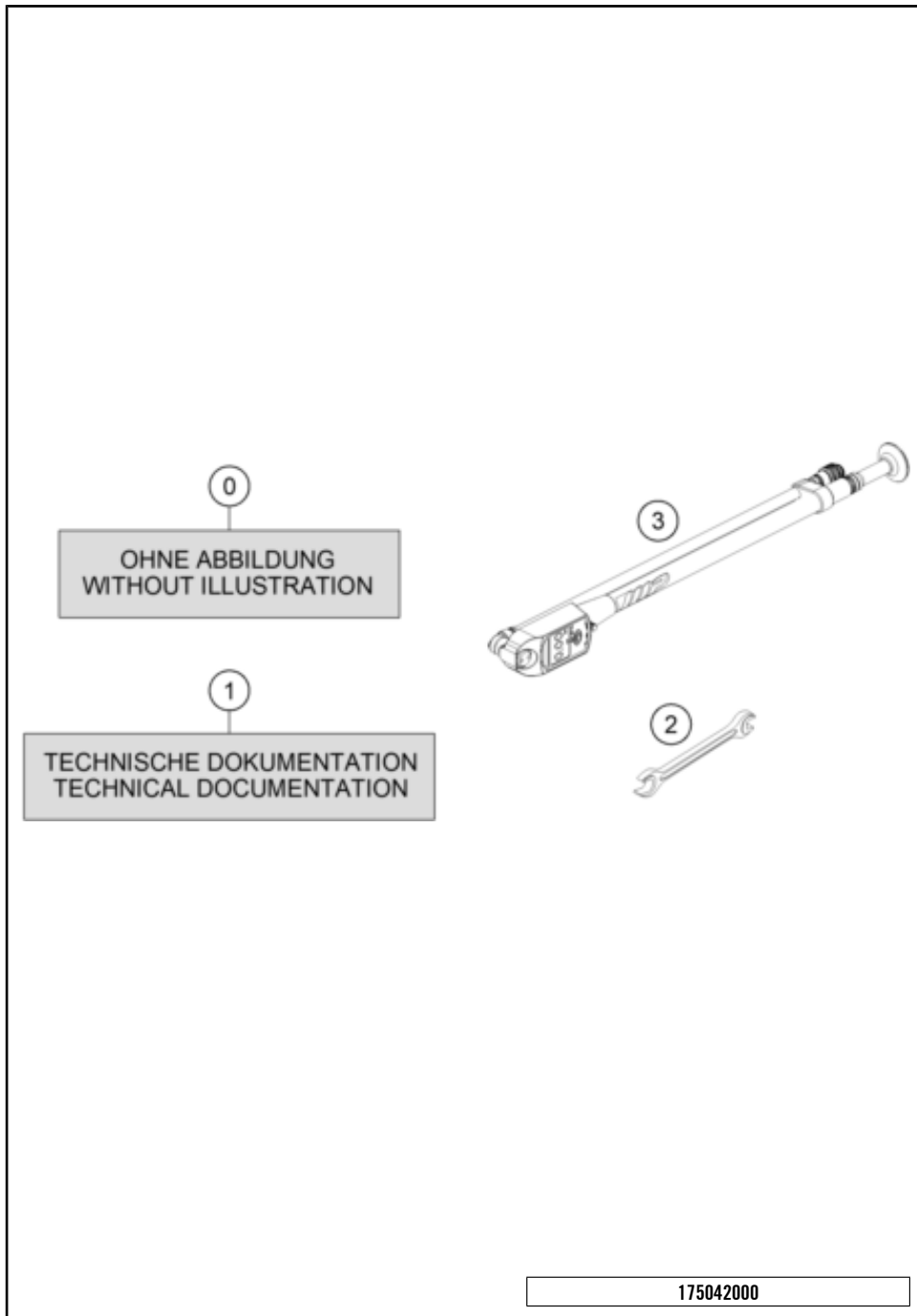
| POS | PARTNUMBER | | PIECE |
|-----|--------------|---------------------------------|-------|
| 1 | A46013080001 | Rear brake caliper PF 26 b cml. | 1 |
| 2 | 50313081200 | REPAIR KIT SEALING RINGS 26MM | 1 |
| 3 | 54813082000 | Bolt set for brake caliper 03 | 1 |
| 4 | 54813090300 | Brake pad set rear TOYO | x |
| 4 | 79013090000 | Brake pad rear TOYO B204 | 1 |
| 5 | 77713083000 | BRAKE PISTON 26MM 2013 | 1 |
| 6 | 54813018000 | Retaining spring set 2003 | 1 |
| 7 | A46013075000 | Brake caliper support | 1 |
| 8 | 54613218100 | CUP SET SHORT | 1 |
| 10 | 77213070300 | Rear Brakehose | 1 |
| 11 | 62513020000 | BLEEDER SCREW CPL. 05 | 1 |
| 12 | 0603100141 | sealing ring DIN 7603 10x14x1 | 2 |

227951390

58280

* NEW PART

X ON DEMAND



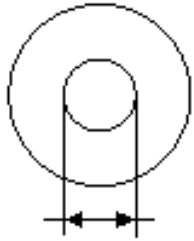
| POS | PARTNUMBER | | PIECE |
|-----|-----------------|-------------------------------------|-------|
| 0 | A46001038010 | Rigid handlebar clamp bushing | 2 |
| 0 | A46039075000 | Sticker map select switch | 1 |
| 0 | A46003137033 | Footpeg set | 1 |
| 0 | 81212016100 | Wash cap set | 1 |
| 0 | A48002014000 | Cam 4T 36 mm | 1 |
| 0 | A46008078025 | Displacement tabel set 350 SX-F | 1 |
| 0 | 58411098100 | Contact washer M6 VSV-K6 | 2 |
| 0 | A46002002044C1A | Handlebar pad compl. | 1 |
| 0 | A46006903000EB | Air filter cover | 1 |
| 0 | A46003094000C1 | Frame protection set | 1 |
| 0 | 0025050126 | HH collar screw M5x12 TX30 | 2 |
| 0 | 78141013190 | Fuel filter | 3 |
| 0 | 00063004202 | PRINT LABEL 60X51 MM | 1 |
| 0 | 77229072100 | Spark plug wrench, WS=14 | 1 |
| 0 | 52000235SET | Sticker set XACT 5 AER CC 182.5x238 | 1 |
| 0 | A46029094000 | Stand/fork support | 1 |
| 0 | 00063004012 | HEADLIGHT MASK BOX | 1 |
| 1 | 3240235EN | BA 350 SX-F 2026 | 1 |
| 2 | 50329072000 | SPOKE-SPANNER WS 7/10 | 1 |
| 3 | 79412966100 | Fork pump | 1 |

175042000

79213

* NEW PART

X ON DEMAND



5 Ø 5 mm

6 Ø 6 mm

8 Ø 8 mm

10 Ø 10 mm

12 Ø 12 mm

14 Ø 14-14,5 mm

16 Ø 16 mm

20 Ø 20 mm

21 Ø 21 mm

22 Ø 22 mm

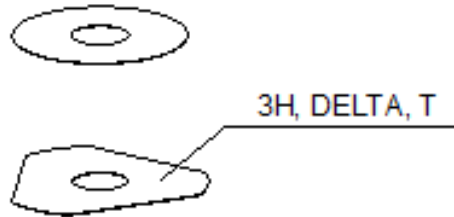
23 Ø 23 mm

24 Ø 24,5 mm

28 Ø 28,25-28,5 mm

32 Ø 32 mm

52 Ø 52 mm



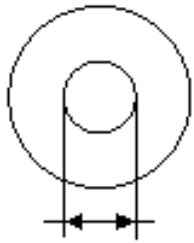
| POS | PARTNUMBER | | PIECE |
|-----|------------|------------------------------|-------|
| 1 | 48600611 | Spring (10,2) l5 check valve | X |
| 5 | 44906890 | Washer 5X15X2 | X |
| 6 | 40540400 | Shim 6x12x0,10 | X |
| 6 | 40540401 | Shim 6x14x0,10 | X |
| 6 | 40540402 | Shim 6x16x0,10 | X |
| 6 | 40540403 | Shim 6x18x0,10 | X |
| 6 | 40540404 | Shim 6x12x0,15 | X |
| 6 | 40540405 | Shim 6x14x0,15 | X |
| 6 | 40540406 | Shim 6x16x0,15 | X |
| 6 | 40540407 | SHIM 6X18X0,15 | X |
| 6 | 40540408 | Shim 6x12x0,20 | X |
| 6 | 40540409 | Shim 6x14x0,20 | X |
| 6 | 40540410 | Shim 6x16x0,20 | X |
| 6 | 40540411 | Shim 6x18x0,20 | X |
| 6 | 48600095 | SHIM 6X20X0,20 | X |
| 6 | 40540412 | Shim 6x12x0,25 | X |
| 6 | 40540413 | Shim 6x14x0,25 | X |
| 6 | 40540414 | Shim 6x16x0,25 | X |
| 6 | 40540415 | Shim 6x18x0,25 | X |
| 6 | 40540417 | SHIM 6X8,5X0,10 | X |
| 6 | 40540418 | SHIM 6X9X0,10 | X |
| 6 | 40540419 | SHIM 6X9,5X0,10 | X |
| 6 | 40540423 | SHIM 6X9,5X0,15 | X |
| 6 | 40540425 | SHIM 6X8,5X0,20 | X |
| 6 | 40540426 | SHIM 6X9X0,20 | X |
| 6 | 40540427 | SHIM 6X9,5X0,20 | X |
| 6 | 40540447 | Shim 6x10x0,30 | X |
| 6 | 40540449 | Shim 6x9x0,30 | X |
| 6 | 40540450 | Shim 6x9,5x0,30 | X |
| 6 | 40540494 | Shim 6x18x0,40 | X |
| 6 | 40540774 | Shim 6x18x0,10 delta | X |
| 6 | 40541383 | Shim 6X11X0,10 | X |
| 6 | 40541391 | Shim 6x11x0,30 | X |
| 6 | 40541402 | Shim 6x11x0,20 | X |
| 6 | 40541403 | SHIM 6X10X0,20 | X |
| 6 | 40541404 | Shim 6x10x0,10 | X |
| 6 | 40541405 | Shim 6x10x0,15 | X |
| 6 | 40541406 | SHIM 6X11X0,15 | X |

080000190

4668

* NEW PART

X ON DEMAND



5 Ø 5 mm

6 Ø 6 mm

8 Ø 8 mm

10 Ø 10 mm

12 Ø 12 mm

14 Ø 14-14,5 mm

16 Ø 16 mm

20 Ø 20 mm

21 Ø 21 mm

22 Ø 22 mm

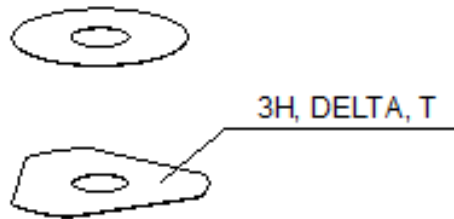
23 Ø 23 mm

24 Ø 24,5 mm

28 Ø 28,25-28,5 mm

32 Ø 32 mm

52 Ø 52 mm



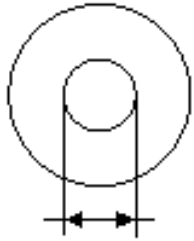
| POS | PARTNUMBER | | PIECE |
|-----|------------|----------------------|-------|
| 6 | 40541408 | SHIM 6X8,0X0,30 | X |
| 6 | 40541414 | Shim 6x8x0,1 | X |
| 6 | 40541416 | SHIM 6X8X0,3 | X |
| 6 | 40541417 | SHIM 6X11X0,25 | X |
| 6 | 48600102 | SHIM 6X24X0,25 | X |
| 6 | 48600063 | Shim 6x24x0,10 | X |
| 6 | 48600064 | Shim 6x22x0,10 | X |
| 6 | 48600065 | Shim 6x20x0,10 | X |
| 6 | 48600069 | Shim 6x20x0,15 | X |
| 6 | 48600100 | Shim 6x24x0,15 | X |
| 6 | 48600116 | Shim 6x24x0,10 delta | X |
| 6 | 48600139 | Shim 6x22x0,1 delta | X |
| 6 | 48600217 | Shim 6x10x0,25 | X |
| 6 | 48600325 | Shim 6x13x0,10 | X |
| 6 | 48600327 | SHIM 6X15X0,1 | X |
| 6 | 48600329 | Shim 6x17x0,10 | X |
| 6 | 48600331 | Shim 6x19x0,10 | X |
| 6 | 48600096 | Shim 6x20x0,25 | X |
| 6 | 48600097 | Shim 6x22x0,15 | X |
| 6 | 48600099 | Shim 6x22x0,25 | X |
| 6 | 40540448 | Shim 6x8,5x0,30 | X |
| 6 | 48600479 | Shim 6x20x0,10 DELTA | X |
| 6 | 48600332 | SHIM 6X21X0,1 | X |
| 6 | 48600333 | SHIM 6X23X0,1 | X |
| 6 | 40541393 | Shim 6x12x0,30 | X |
| 6 | 48600330 | SHIM 6X17X0,15 | X |
| 6 | 48600988 | Shim 6x28x0,10 | X |
| 6 | 48600989 | Shim 6x26x0,10 | X |
| 6 | 48601091 | Shim 6x28x0,15 | X |
| 6 | 48601093 | Shim 6x26x0,15 | X |
| 6 | 48600328 | Shim 6x15x0,15 | X |
| 6 | 48600326 | Shim 6x13x0,15 | X |
| 6 | 48601548 | Shim 6x17x1,5 | X |
| 6 | 48601693 | Washer 6x18x3 | X |
| 6 | 48600098 | Shim 6x22x0,20 | X |
| 6 | 48601300 | Washer 6x25x1,5 | X |
| 6 | 48601692 | Shim 6x30x0,15 | X |
| 6 | 48601550 | Shim 6x30x0,10 | X |

080000190

4668

* NEW PART

X ON DEMAND



5 Ø 5 mm

6 Ø 6 mm

8 Ø 8 mm

10 Ø 10 mm

12 Ø 12 mm

14 Ø 14-14,5 mm

16 Ø 16 mm

20 Ø 20 mm

21 Ø 21 mm

22 Ø 22 mm

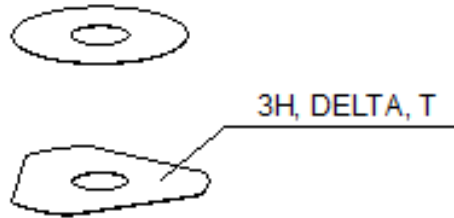
23 Ø 23 mm

24 Ø 24,5 mm

28 Ø 28,25-28,5 mm

32 Ø 32 mm

52 Ø 52 mm



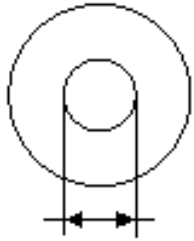
| POS | PARTNUMBER | | PIECE |
|-----|-----------------|-----------------------------|-------|
| 6 | 40541392 | Shim 6x8x0,2 | X |
| 6 | 48601917 | Washer 6x25x4 | X |
| 6 | 48601916 | Washer 6x18x4 | X |
| 6 | 40540399 | Shim 6x16x0,30 | X |
| 6 | 48601584 | Spring shim 6x30x0.4 | X |
| 6 | 48601459 | Washer check valve 6x31x0,4 | X |
| 6 | 48601849 | Check valve plate 2,5mm hub | X |
| 6 | 48600101 | SHIM 6X24X0,20 | X |
| 6 | 48601094 | Shim 6x26x0,20 | X |
| 6 | 40540422 | Shim 6X9X0,15 | X |
| 6 | 48601841 | Washer check valve 6x31x0,4 | X |
| 6 | 48601850 | Shim 6x30x0,4 spring shim | X |
| 6 | 48601092 | Shim 6x28x0,20 | X |
| 6 | 48601264 | Shim 6x25x0,10 | X |
| 6 | 48600967 | Shim 6x20x0,2 DELTA | X |
| 6 | 48601847 | Washer 6x25x1,5 | X |
| 6 | 48601707 | Sinus shim plate 6X30 | X |
| 6 | S64060000400000 | Shim 6x14x0.3 | X |
| 6 | S64060000500000 | Shim 6x13x0.25 | X |
| 6 | S64060000600000 | Shim 6x17x0,2 | X |
| 6 | 40540421 | Shim 6x8.5x0.15 | X |
| 6 | 48601262 | Washer 6x18x1,5 | X |
| 6 | S64060001500000 | Shim 6x8x0.15 | X |
| 8 | 40540477 | Shim 8x18x0,40 | X |
| 8 | 43570120 | Shim 8x18x0,10 | X |
| 8 | 44916098 | washer 8,4X16X0,8 | X |
| 8 | 44916130 | washer 8,2X15X1 | X |
| 8 | 44916180 | Washer 8.2X11X1 | X |
| 8 | 48600214 | Shim 8x16x0,10 | X |
| 8 | 48600385 | SHIM 8x14x0.25 | X |
| 8 | 48600346 | Shim 8x11x0,20 | X |
| 8 | 48600215 | Shim 8x20x0,10 | X |
| 8 | 48600485 | washer 8X10X0,10 | X |
| 8 | 48601402 | SHIM 8X13X0,10 | X |
| 8 | 48600350 | Shim 8x16x0,15 | X |
| 8 | 48600061 | Shim 8x24x0,40 | X |
| 8 | 48600062 | CHECK VALVE 8X24X0,1 | X |
| 8 | 48600216 | Shim 8x22x0,10 | X |

080000190

4668

* NEW PART

X ON DEMAND



5 Ø 5 mm

6 Ø 6 mm

8 Ø 8 mm

10 Ø 10 mm

12 Ø 12 mm

14 Ø 14-14,5 mm

16 Ø 16 mm

20 Ø 20 mm

21 Ø 21 mm

22 Ø 22 mm

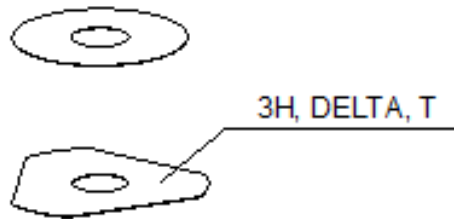
23 Ø 23 mm

24 Ø 24,5 mm

28 Ø 28,25-28,5 mm

32 Ø 32 mm

52 Ø 52 mm



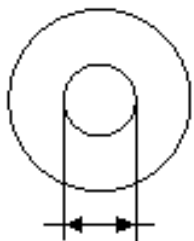
| POS | PARTNUMBER | | PIECE |
|-----|-----------------|-------------------------------|-------|
| 8 | 48600480 | Shim 8x10x0,20 | X |
| 8 | 48600555 | SHIM 8X16X0,20 | X |
| 8 | 48600213 | SHIM 8X14X0,10 | X |
| 8 | 48600357 | Shim 8x11x0,10 | X |
| 8 | 48600351 | Shim 8x12x0,10 | X |
| 8 | 48600607 | Shim 8x20x0,40 | X |
| 8 | 48601095 | Shim 8x17x0,10 | X |
| 8 | 48600352 | check valve 8X11X0,4 | X |
| 8 | 48601860 | Washer 8x11x0,15 | X |
| 8 | 48601266 | Shim 8x26x0,40 | X |
| 8 | 46180640 | Shim 8x16x0,3 | X |
| 8 | 43578166 | Washer 8x20x1 | X |
| 8 | 48601113 | Shim 8x15x0,1 | X |
| 8 | 48600218 | Shim 8X11X0,40 | X |
| 8 | 48600964 | Shim 8x20x0,15 | X |
| 8 | 89080008 | Shim 8x30x0,10 | X |
| 8 | 48601859 | Shim 8x10x0,15 | X |
| 8 | 48601863 | Shim 8x14x0,15 | X |
| 8 | 89080001 | Shim 8x18x0,15 | X |
| 8 | 89080002 | Shim 8x22x0,15 | X |
| 8 | 89080003 | Shim 8x24x0,15 | X |
| 8 | 89080005 | Shim 8x26x0,15 | X |
| 8 | 89080007 | Shim 8x28x0,15 | X |
| 8 | 89080009 | Shim 8x30x0,15 | X |
| 8 | 48600386 | Shim 8X12X0,25 | X |
| 8 | 48601862 | Shim 8x13x0,15 | X |
| 8 | 89080004 | Shim 8x26x0,10 | X |
| 8 | 89080006 | Shim 8x28x0,10 | X |
| 8 | S64080000000000 | Shim 8x24x0,2 | X |
| 8 | 48601864 | Shim 8x15x0,15 | X |
| 8 | 48600965 | SHIM 8X20X0,2 | X |
| 8 | S64080000300000 | Shim 8x18x0,2 | X |
| 8 | S64080000100000 | Shim 8x12x0,2 | X |
| 8 | S64080000900000 | shim 8x14x0,2 | X |
| 8 | S64080000100000 | Shim 8x12x0,2 | X |
| 8 | S64080000400000 | Shim 8x22x0,2 | X |
| 8 | 48600384 | Shim 8x22x0,30 | X |
| 8 | S25080000300000 | Trägerscheibe Sinus Shim 8x30 | X |

080000190

4668

* NEW PART

X ON DEMAND



5 Ø 5 mm

6 Ø 6 mm

8 Ø 8 mm

10 Ø 10 mm

12 Ø 12 mm

14 Ø 14-14,5 mm

16 Ø 16 mm

20 Ø 20 mm

21 Ø 21 mm

22 Ø 22 mm

23 Ø 23 mm

24 Ø 24,5 mm

28 Ø 28,25-28,5 mm

32 Ø 32 mm

52 Ø 52 mm



3H, DELTA, T

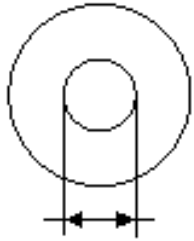
| POS | PARTNUMBER | | PIECE |
|-----|-----------------|-------------------|-------|
| 8 | S25080000500000 | Scheibe 8x25x2,5 | X |
| 10 | 36120284 | SHIM 10X16X0,10 | X |
| 10 | 36120298 | SHIM 10X16X0,2 | X |
| 10 | 36120312 | SHIM 10X16X0,30 | X |
| 10 | 36120314 | SHIM 10X18X0,30 | X |
| 10 | 36120325 | SHIM 10X19X0,15 | X |
| 10 | 36120327 | SHIM 10X23X0,15 | X |
| 10 | 36120328 | SHIM 10X25X0,15 | X |
| 10 | 36120329 | SHIM 10X27X0,15 | X |
| 10 | 36120330 | SHIM 10X29X0,15 | X |
| 10 | 36120331 | SHIM 10X31X0,15 | X |
| 10 | 36120332 | SHIM 10X33X0,15 | X |
| 10 | 36120334 | SHIM 10X21X0,20 | X |
| 10 | 36120335 | SHIM 10X23X0,20 | X |
| 10 | 36120336 | SHIM 10X25X0,20 | X |
| 10 | 36120337 | SHIM 10X27X0,20 | X |
| 10 | 36120338 | SHIM 10X29X0,20 | X |
| 10 | 36120339 | SHIM 10X31X0,20 | X |
| 10 | 36120340 | SHIM 10X33X0,20 | X |
| 10 | 36120342 | SHIM 10X21X0,25 | X |
| 10 | 36120343 | SHIM 10X23X0,25 | X |
| 10 | 36120344 | SHIM 10X25X0,25 | X |
| 10 | 36120345 | SHIM 10X27X0,25 | X |
| 10 | 36120349 | SHIM 10X19X0,30 | X |
| 10 | 36120350 | SHIM 10X21X0,30 | X |
| 10 | 36120313 | SHIM 10X17X0,30 | X |
| 10 | 36120354 | SHIM 10X29X0,30 | X |
| 10 | 40140275 | WASHER 10X35X0,15 | X |
| 10 | 48601708 | Shim 10x30x0,40 | X |
| 10 | 36120346 | SHIM 10X29X0,25 | X |
| 10 | 36120355 | SHIM 10X31X0,30 | X |
| 10 | 36120348 | SHIM 10X33X0,25 | X |
| 10 | 36120311 | SHIM 10X15X0,30 | X |
| 10 | 36120292 | SHIM 10X17X0,15 | X |
| 10 | 36120326 | SHIM 10X21X0,15 | X |
| 10 | 36120286 | SHIM 10X18X0,10 | X |
| 10 | 36120347 | SHIM 10X31X0,25 | X |
| 10 | 36120333 | SHIM 10X19X0,20 | X |

080000190

4668

* NEW PART

X ON DEMAND



5 Ø 5 mm

6 Ø 6 mm

8 Ø 8 mm

10 Ø 10 mm

12 Ø 12 mm

14 Ø 14-14,5 mm

16 Ø 16 mm

20 Ø 20 mm

21 Ø 21 mm

22 Ø 22 mm

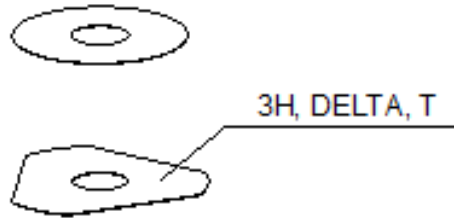
23 Ø 23 mm

24 Ø 24,5 mm

28 Ø 28,25-28,5 mm

32 Ø 32 mm

52 Ø 52 mm



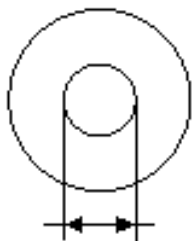
| POS | PARTNUMBER | | PIECE |
|-----|------------|------------------|-------|
| 10 | 36120351 | SHIM 10X23X0,30 | X |
| 10 | 36120352 | SHIM 10X25X0,30 | X |
| 10 | 36120353 | SHIM 10X27X0,30 | X |
| 10 | 36120356 | SHIM 10X33X0,30 | X |
| 10 | 50180395 | Washer 10x16x1 | X |
| 10 | 36120291 | SHIM 10X16X0,15 | X |
| 10 | 36120308 | Shim 10x13x0,30 | X |
| 10 | 36120604 | Washer 10x22x2,5 | X |
| 10 | 36120299 | SHIM 10X17X0,20 | X |
| 12 | 46810605 | SHIM 12X21X0,10 | X |
| 12 | 46810490 | SHIM 12X24X0,20 | X |
| 12 | 46810491 | Shim 12x26x0,20 | X |
| 12 | 46810492 | Shim 12x28x0,20 | X |
| 12 | 46810493 | SHIM 12X30X0,20 | X |
| 12 | 46810494 | Shim 12x32x0,20 | X |
| 12 | 46810495 | Shim 12x34x0,20 | X |
| 12 | 46810496 | SHIM 12X36X0,20 | X |
| 12 | 46810497 | SHIM 12X38X0,20 | X |
| 12 | 46810498 | Shim 12x40x0,20 | X |
| 12 | 46810499 | Shim 12x24x0,25 | X |
| 12 | 46810500 | SHIM 12X26X0,25 | X |
| 12 | 46810501 | SHIM 12X28X0,25 | X |
| 12 | 46810502 | Shim 12x30x0,25 | X |
| 12 | 46810504 | SHIM 12X34X0,25 | X |
| 12 | 46810505 | SHIM 12X36X0,25 | X |
| 12 | 46810507 | Shim 12x40x0,25 | X |
| 12 | 46810508 | SHIM 12X24X0,30 | X |
| 12 | 46810509 | SHIM 12X26X0,30 | X |
| 12 | 46810510 | SHIM 12X28X0,30 | X |
| 12 | 46810512 | SHIM 12X32X0,30 | X |
| 12 | 46810513 | SHIM 12X34X0,30 | X |
| 12 | 46810518 | SHIM 12X26X0,15 | X |
| 12 | 46810519 | SHIM 12X28X0,15 | X |
| 12 | 46810520 | SHIM 12X30X0,15 | X |
| 12 | 46810521 | SHIM 12X32X0,15 | X |
| 12 | 46810522 | SHIM 12X34X0,15 | X |
| 12 | 46810523 | SHIM 12X36X0,15 | X |
| 12 | 46810524 | SHIM 12X38X0,15 | X |

080000190

4668

* NEW PART

X ON DEMAND



5 Ø 5 mm

6 Ø 6 mm

8 Ø 8 mm

10 Ø 10 mm

12 Ø 12 mm

14 Ø 14-14,5 mm

16 Ø 16 mm

20 Ø 20 mm

21 Ø 21 mm

22 Ø 22 mm

23 Ø 23 mm

24 Ø 24,5 mm

28 Ø 28,25-28,5 mm

32 Ø 32 mm

52 Ø 52 mm



3H, DELTA, T

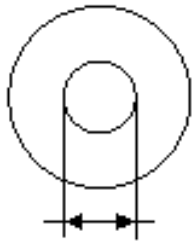
| POS | PARTNUMBER | | PIECE |
|-----|------------|----------------------|-------|
| 12 | 46810525 | SHIM 12X40X0,15 | X |
| 12 | 46810604 | SHIM 12X20X0,10 | X |
| 12 | 46810606 | SHIM 12X22X0,10 | X |
| 12 | 46810607 | SHIM 12X23X0,10 | X |
| 12 | 46810608 | SHIM 12X24X0,10 | X |
| 12 | 46810610 | Shim 12x17x0,15 | X |
| 12 | 46810611 | SHIM 12X18X0,15 | X |
| 12 | 46810612 | SHIM 12X19X0,15 | X |
| 12 | 46810615 | SHIM 12X22X0,15 | X |
| 12 | 46810636 | BACKPLATE 12X16X0,30 | X |
| 12 | 46810637 | Shim 12x17x0,30 | X |
| 12 | 46810638 | Shim 12x18x0,30 | X |
| 12 | 46810639 | SHIM 12X19X0,30 | X |
| 12 | 46810641 | Shim 12X21X0,30 | X |
| 12 | 46811582 | Shim 12x30x0,10 | X |
| 12 | 46810631 | SHIM 12X20X0,25 | X |
| 12 | 46810633 | SHIM 12X22X0,25 | X |
| 12 | 46811580 | Shim 12x32x0,10 | X |
| 12 | 46810503 | SHIM 12X32X0,25 | X |
| 12 | 46810517 | SHIM 12X24X0,15 | X |
| 12 | 46810856 | Shim 12x20x0,30 | X |
| 12 | 46811258 | Washer 12x24x2,5 | X |
| 12 | 46812018 | Shim 12x42x0,25 | X |
| 12 | 46812015 | Shim 12x44x0,20 | X |
| 12 | 46810613 | SHIM 12X20X0,15 | X |
| 12 | 46810623 | SHIM 12X21X0,20 | X |
| 12 | 46810624 | SHIM 12X22X0,20 | X |
| 12 | 46810642 | SHIM 12X22X0,30 | X |
| 12 | 46810643 | SHIM 12X23X0,30 | X |
| 12 | 46811629 | Shim 12x28x0,10 | X |
| 12 | 46810511 | SHIM 12X30X0,30 | X |
| 12 | 46810514 | SHIM 12X36X0,30 | X |
| 12 | 46810506 | SHIM 12X38X0,25 | X |
| 12 | 46810515 | SHIM 12X38X0,30 | X |
| 12 | 46812017 | Shim 12x42x0,20 | X |
| 12 | 46812016 | Shim 12x44x0,25 | X |
| 12 | 46810622 | SHIM 12X20X0,20 | X |
| 12 | 46811635 | Shim 12x26x0,10 | X |

080000190

4668

* NEW PART

X ON DEMAND



5 Ø 5 mm

6 Ø 6 mm

8 Ø 8 mm

10 Ø 10 mm

12 Ø 12 mm

14 Ø 14-14,5 mm

16 Ø 16 mm

20 Ø 20 mm

21 Ø 21 mm

22 Ø 22 mm

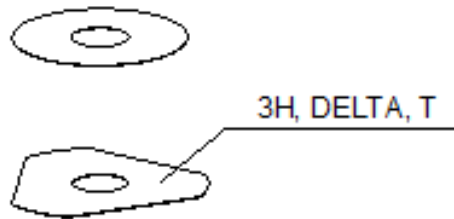
23 Ø 23 mm

24 Ø 24,5 mm

28 Ø 28,25-28,5 mm

32 Ø 32 mm

52 Ø 52 mm



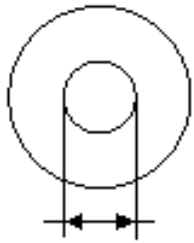
| POS | PARTNUMBER | | PIECE |
|-----|-----------------|-----------------------|-------|
| 12 | 50181296 | Shim 12x45x0,20 | X |
| 12 | 46810620 | Shim 12x18x0,2 | X |
| 12 | 46810616 | Shim 12x23x0,15 | X |
| 12 | 46810625 | SHIM 12X23X0,20 | X |
| 12 | 50181297 | Adjustment 12x45x0,25 | X |
| 12 | 46810603 | SHIM 12X19X0,10 | X |
| 12 | 46180712 | SHIM 12X36X0,10 | X |
| 12 | 46810614 | SHIM 12X21X0,15 | X |
| 12 | 46810628 | SHIM 12X17X0,25 | X |
| 12 | 46810634 | SHIM 12X23X0,25 | X |
| 12 | S64120000000000 | Shim 12x25x0.15 | X |
| 12 | 46810516 | SHIM 12X40X0,30 | X |
| 12 | S64120000800000 | Shim 12x34x0,1 | X |
| 12 | 46810627 | SHIM 12X16X0,25 | X |
| 12 | 46810632 | SHIM 12X21X0,25 | X |
| 12 | 46810602 | SHIM 12X18X0,10 | X |
| 14 | 35480479 | Shim 14x26x0,40 | X |
| 14 | 46811046 | Washer 14,5x35,4x1,25 | X |
| 16 | 50180023 | SHIM 16X23X0,20 | X |
| 16 | 50180030 | Shim 16x23x0,25 | X |
| 16 | 50180006 | Shim 16x20x0,10 | X |
| 16 | 50180007 | SHIM 16X21X0,10 | X |
| 16 | 50180028 | SHIM 16X21X0,25 | X |
| 16 | 50180210 | Washer 16x21x1 | X |
| 16 | 50180008 | SHIM 16X22X0,10 | X |
| 16 | 50180022 | Shim 16x22x0,20 | X |
| 16 | 50180037 | SHIM 16X23X0,30 | X |
| 16 | 50180038 | SHIM 16X24X0,30 | X |
| 16 | 50180032 | Shim 16x25x0,25 | X |
| 16 | 50180039 | SHIM 16X25X0,30 | X |
| 16 | 50180012 | SHIM 16X26X0,10 | X |
| 16 | 50180019 | SHIM 16X26X0,15 | X |
| 16 | 50180026 | SHIM 16X26X0,20 | X |
| 16 | 50180040 | SHIM 16X26X0,30 | X |
| 16 | 50180041 | SHIM 16X28X0,10 | X |
| 16 | 50180045 | Shim 16x28x0,15 | X |
| 16 | 50180054 | Shim 16x28x0,2 | X |
| 16 | 50180063 | SHIM 16X28X0,25 | X |

080000190

4668

* NEW PART

X ON DEMAND



5 Ø 5 mm

6 Ø 6 mm

8 Ø 8 mm

10 Ø 10 mm

12 Ø 12 mm

14 Ø 14-14,5 mm

16 Ø 16 mm

20 Ø 20 mm

21 Ø 21 mm

22 Ø 22 mm

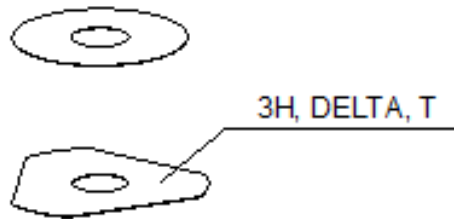
23 Ø 23 mm

24 Ø 24,5 mm

28 Ø 28,25-28,5 mm

32 Ø 32 mm

52 Ø 52 mm



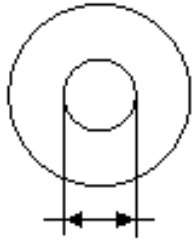
| POS | PARTNUMBER | | PIECE |
|-----|------------|--------------------------|-------|
| 16 | 50180072 | SHIM 16X28X0,30 | X |
| 16 | 50180046 | SHIM 16X30X0,15 | X |
| 16 | 50180055 | SHIM 16X30X0,20 | X |
| 16 | 50180064 | Shim 16x30x0,25 | X |
| 16 | 50180073 | SHIM 16X30X0,30 | X |
| 16 | 50180047 | Shim 16X32X0,15 | X |
| 16 | 50180056 | Shim 16x32x0,2 | X |
| 16 | 50180065 | SHIM 16X32X0,25 | X |
| 16 | 50180074 | SHIM 16X32X0,30 | X |
| 16 | 50180044 | SHIM 16X34X0,10 | X |
| 16 | 50180048 | SHIM 16X34X0,15 | X |
| 16 | 50180057 | Shim 16x34x0,2 y5 | X |
| 16 | 50180066 | SHIM 16X34X0,25 | X |
| 16 | 50180075 | SHIM 16X34X0,30 | X |
| 16 | 50180049 | Shim 16x36x0,15 | X |
| 16 | 50180058 | Shim 16x36x0,20 | X |
| 16 | 50180067 | SHIM 16X36X0,25 | X |
| 16 | 50180076 | SHIM 16X36X0,30 | X |
| 16 | 50180050 | SHIM 16X38X0,15 | X |
| 16 | 50180059 | SHIM 16X38X0,20 | X |
| 16 | 50180068 | SHIM 16X38X0,25 | X |
| 16 | 50180077 | SHIM 16X38X0,30 | X |
| 16 | 50180051 | Shim 16x40x0,15 | X |
| 16 | 50180060 | Shim 16x40x0,2 | X |
| 16 | 50180069 | SHIM 16X40X0,25 | X |
| 16 | 50180078 | SHIM 16X40X0,30 | X |
| 16 | 50180052 | SHIM 16X42X0,15 | X |
| 16 | 50180061 | Shim 16x42x0,2 | X |
| 16 | 50180070 | SHIM 16X42X0,25 | X |
| 16 | 50180079 | SHIM 16X42X0,30 | X |
| 16 | 50180053 | SHIM 16X44X0,15 | X |
| 16 | 50180062 | Shim 16X44X0,20 | X |
| 16 | 50180071 | SHIM 16X44X0,25 | X |
| 16 | 50180080 | SHIM 16X44X0,30 | X |
| 16 | 50180177 | spring washer 8,2x16x0,6 | X |
| 16 | 50180033 | Shim 16x26x0,25 | X |
| 16 | 50180034 | Shim 16x20x0,30 | X |
| 16 | 50180035 | Shim 16x21x0,30 | X |

080000190

4668

* NEW PART

X ON DEMAND



5 Ø 5 mm

6 Ø 6 mm

8 Ø 8 mm

10 Ø 10 mm

12 Ø 12 mm

14 Ø 14-14,5 mm

16 Ø 16 mm

20 Ø 20 mm

21 Ø 21 mm

22 Ø 22 mm

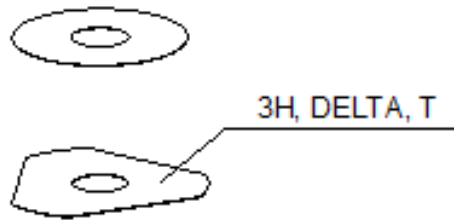
23 Ø 23 mm

24 Ø 24,5 mm

28 Ø 28,25-28,5 mm

32 Ø 32 mm

52 Ø 52 mm



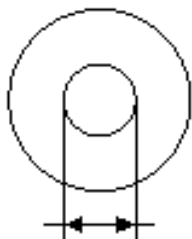
| POS | PARTNUMBER | | PIECE |
|-----|------------|-----------------------------|-------|
| 16 | 50180036 | Shim 16x22x0,30 | X |
| 16 | 50180043 | SHIM 16X32X0,10 | X |
| 16 | 50180024 | Shim 16x24x0,20 | X |
| 16 | 50180027 | SHIM 16X20X0,25 | X |
| 16 | 50180031 | Shim 16x24x0,25 | X |
| 16 | 50180029 | SHIM | X |
| 16 | 50180010 | SHIM 16X24X0,10 | X |
| 16 | 50180021 | SHIM 16X21X0,20 | X |
| 16 | 50180025 | SHIM 16X25X0,20 | X |
| 16 | 50180383 | Washer 16x19x0,3 | X |
| 16 | 50180014 | SHIM | X |
| 16 | 50180013 | SHIM 16X20X0,15 | X |
| 16 | 50180015 | DISTANCER PLATE 16X22X0,15 | X |
| 16 | 50180017 | Shim 16x24x0,15 | X |
| 16 | 50180009 | DISTANCER PLATE 16X23X0,10 | X |
| 16 | 50180016 | SHIM 16X23X0,15 | X |
| 16 | 50180020 | SHIM 16X20X0,20 | X |
| 20 | 48600212 | pressure ring 20X16,25X0,20 | X |
| 20 | 50180666 | SHIM 20X24X0,30 | X |
| 20 | 50180654 | SHIM 20X36X0,20 | X |
| 20 | 50180655 | SHIM 20X38X0,20 | X |
| 20 | 50180656 | SHIM 20X40X0,20 | X |
| 20 | 50180665 | SHIM 20X40X0,25 | X |
| 20 | 50180662 | SHIM 20X34X0,25 | X |
| 20 | 50180657 | SHIM 20X24X0,25 | X |
| 20 | 50180653 | SHIM 20X34X0,20 | X |
| 20 | 50180634 | RING 20X22,9X1 | X |
| 20 | 50180650 | Shim 20x28x0.2 | X |
| 20 | 50180663 | SHIM 20X36X0,25 | X |
| 20 | 50180664 | SHIM 20X38X0,25 | X |
| 20 | 50180659 | SHIM 20,2X28X0,25 | X |
| 21 | 50180209 | Shim 21x36x0,25 | X |
| 22 | 50180330 | Shim 18x22x0,3 | X |
| 23 | 50180635 | SHUTTLE VALVE 23X38X0,25 | X |
| 23 | 50180578 | SHIM D23XD16X2 | X |
| 24 | 40541061 | Washer 24.5X34X2 | X |
| 28 | 36120469 | SHIM 28,5X14X2 | X |
| 28 | 36120471 | washer 28,5X14X5 | X |

080000190

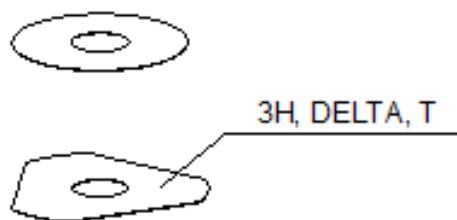
4668

* NEW PART

X ON DEMAND



- 5 Ø 5 mm
- 6 Ø 6 mm
- 8 Ø 8 mm
- 10 Ø 10 mm
- 12 Ø 12 mm
- 14 Ø 14-14,5 mm
- 16 Ø 16 mm
- 20 Ø 20 mm
- 21 Ø 21 mm
- 22 Ø 22 mm
- 23 Ø 23 mm
- 24 Ø 24,5 mm
- 28 Ø 28,25-28,5 mm
- 32 Ø 32 mm
- 52 Ø 52 mm



| POS | PARTNUMBER | | PIECE |
|-----|------------|--------------------|-------|
| 28 | 89000001 | Shim 28,25x34x0,30 | X |
| 28 | 46811636 | Shim 28,25x32x0,30 | X |
| 32 | 48600460 | washer 32X42X2,5 | X |
| 32 | 50600065 | washer 32X45X2 | X |
| 32 | 46811637 | Shim 32,25x36x0,30 | X |
| 52 | 50600002 | washer 52x59x2,2 | X |

080000190

4668

* NEW PART

X ON DEMAND

KTM.COM



F8201Z5EN

KTM Sportmotorcycle GmbH
5230 Mattighofen, Austria
www.ktm.com

KTM POWERPARTS

KTM POWERWEAR

KTM ORIGINAL SPARE PARTS



Art. Nr.: F8201Z5EN 30. Juli 2025