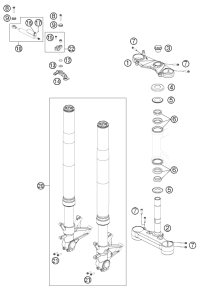
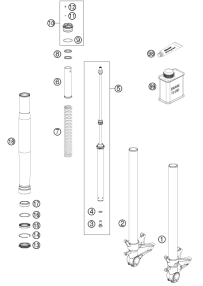
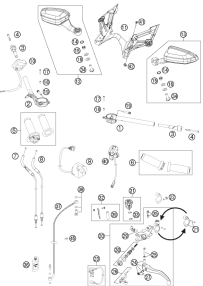
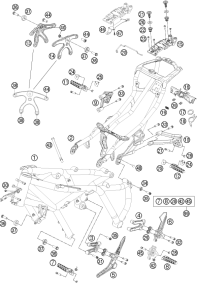
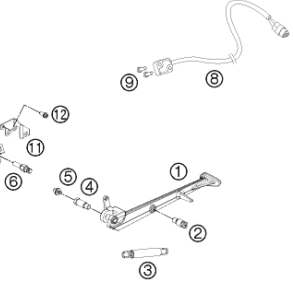
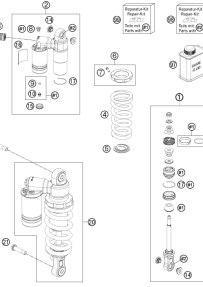
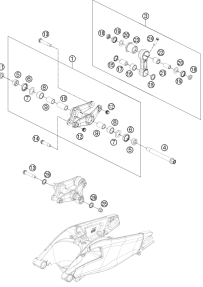
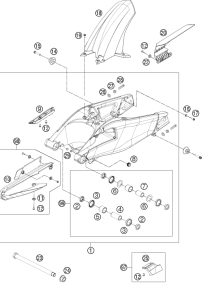
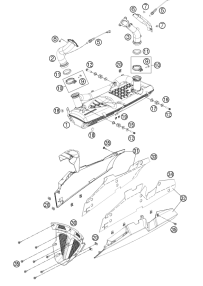
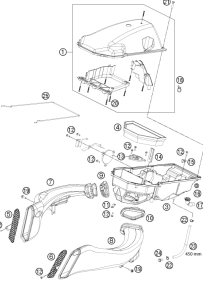
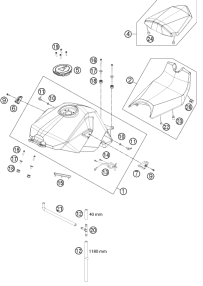
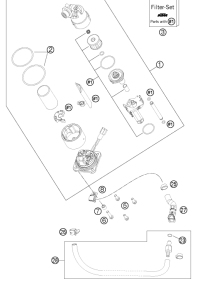

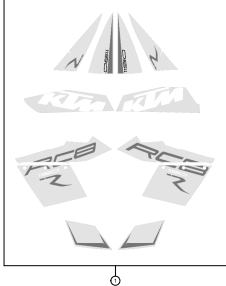
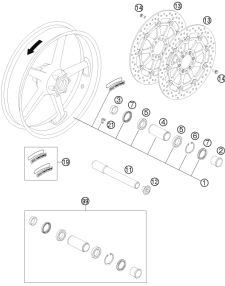
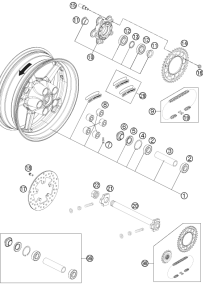
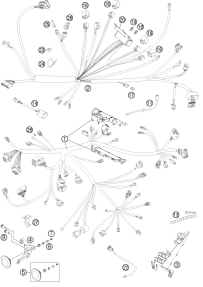
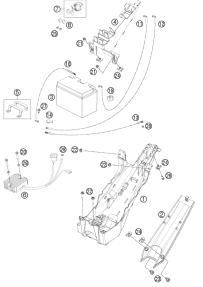
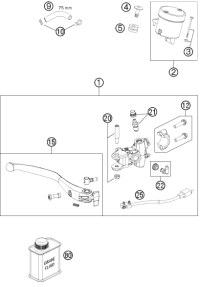
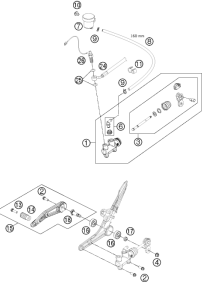
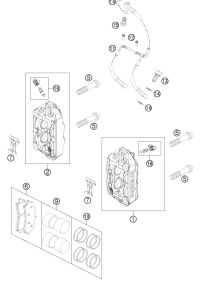
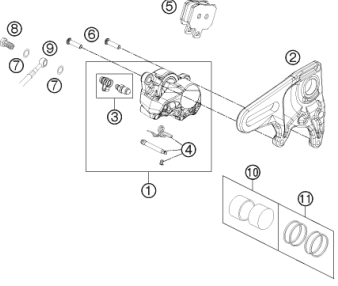
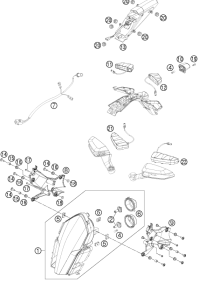
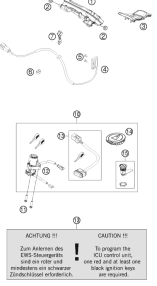


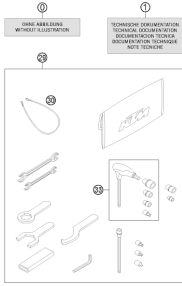
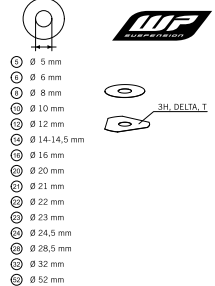

1190 RC8 R WHITE EU 2013

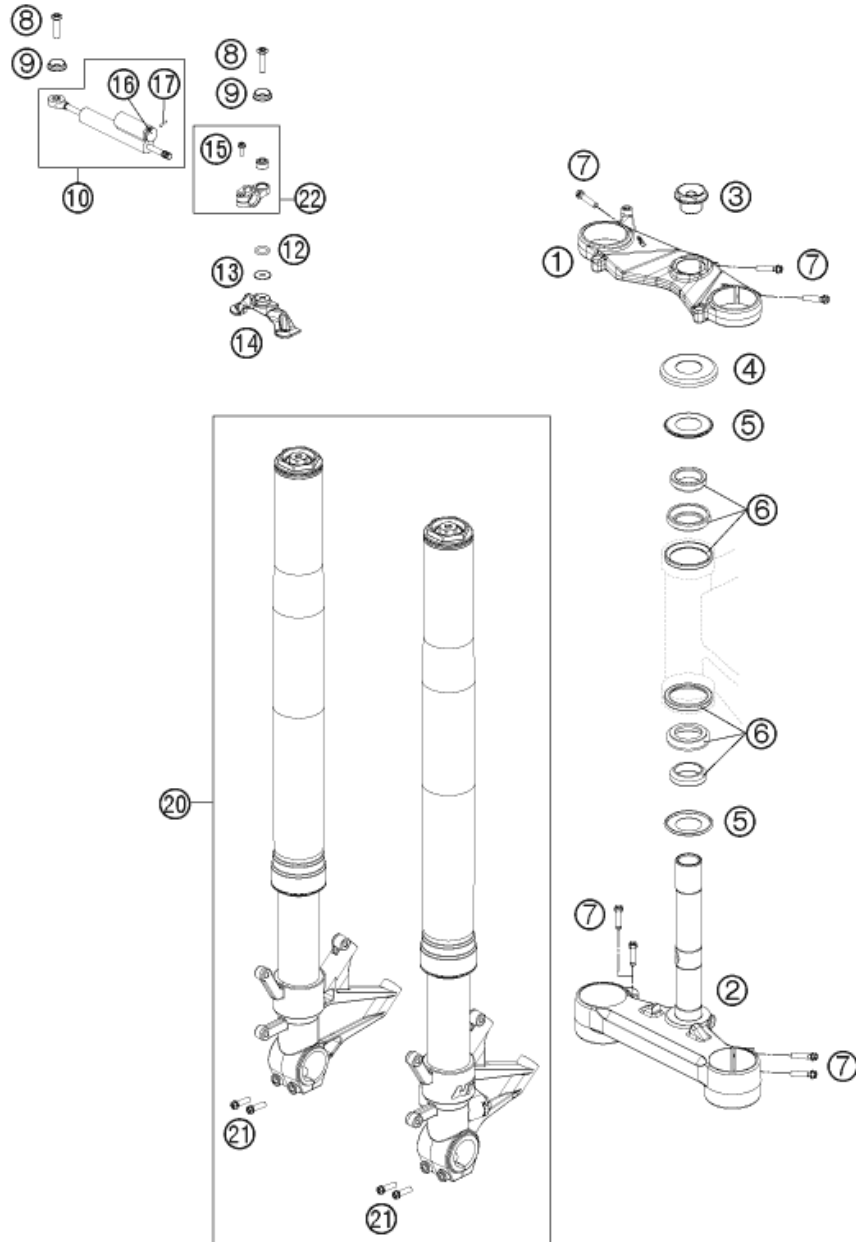
ART.-NR.: 3CFF9903M1EN



<p>FRONT FORK, TRIPLE CLAMP</p>  <p>4</p>	<p>FRONT FORK DISASSEMBLED</p>  <p>5</p>	<p>HANDLEBAR, CONTROLS</p>  <p>6</p>	<p>FRAME</p>  <p>8</p>
<p>SIDE / CENTER STAND</p>  <p>10</p>	<p>SHOCK ABSORBER</p>  <p>11</p>	<p>PRO LEVER LINKING</p>  <p>12</p>	<p>SWING ARM</p>  <p>13</p>
<p>EXHAUST SYSTEM</p>  <p>14</p>	<p>AIR FILTER</p>  <p>15</p>	<p>TANK, SEAT, COVER</p>  <p>16</p>	<p>FUEL PUMP</p>  <p>17</p>

<p>MASK, FENDERS</p>  <p style="text-align: right;">18</p>	<p>DECAL</p>  <p style="text-align: right;">20</p>	<p>FRONT WHEEL</p>  <p style="text-align: right;">21</p>	<p>REAR WHEEL</p>  <p style="text-align: right;">22</p>
<p>WIRING HARNESS</p>  <p style="text-align: right;">23</p>	<p>BATTERY</p>  <p style="text-align: right;">24</p>	<p>HAND BRAKE CYLINDER</p>  <p style="text-align: right;">25</p>	<p>REAR BRAKE CONTROL</p>  <p style="text-align: right;">26</p>
<p>BRAKE CALIPER FRONT</p>  <p style="text-align: right;">27</p>	<p>BRAKE CALIPER REAR</p>  <p style="text-align: right;">28</p>	<p>LIGHTING SYSTEM</p>  <p style="text-align: right;">29</p>	<p>INSTRUMENTS / LOCK SYSTEM</p>  <p style="text-align: right;">30</p>

<p>ACCESSORIES KIT</p>  <p>31</p>	<p>WP SHIMS FOR SETTING</p>  <p>32</p>		
	 <p>All information contained is without obligation. KTM-Sportmotorcycle AG particularly reserves the right to modify any equipment, technical specifications, prices, colors, shapes, materials, services, service work, constructions, equipment and the like so as to adapt them to local conditions or to cancel any of the above items, all without previous announcement and without giving reasons. KTM may stop manufacturing certain models without previous notice. KTM shall not be held liable for any deviations of availability and/or ability to deliver, illustrations, descriptions, printing and/or other errors. The illustrated models partly contain extra equipment, which is not applied to standard models.</p> <p>© by KTM-SPORTMOTORCYCLE AG, Mattighofen AUSTRIA; All rights reserved; Reprint, also in extracts, with written allowance of KTMSPORTMOTORCYCLE AG, Mattighofen only.</p>		



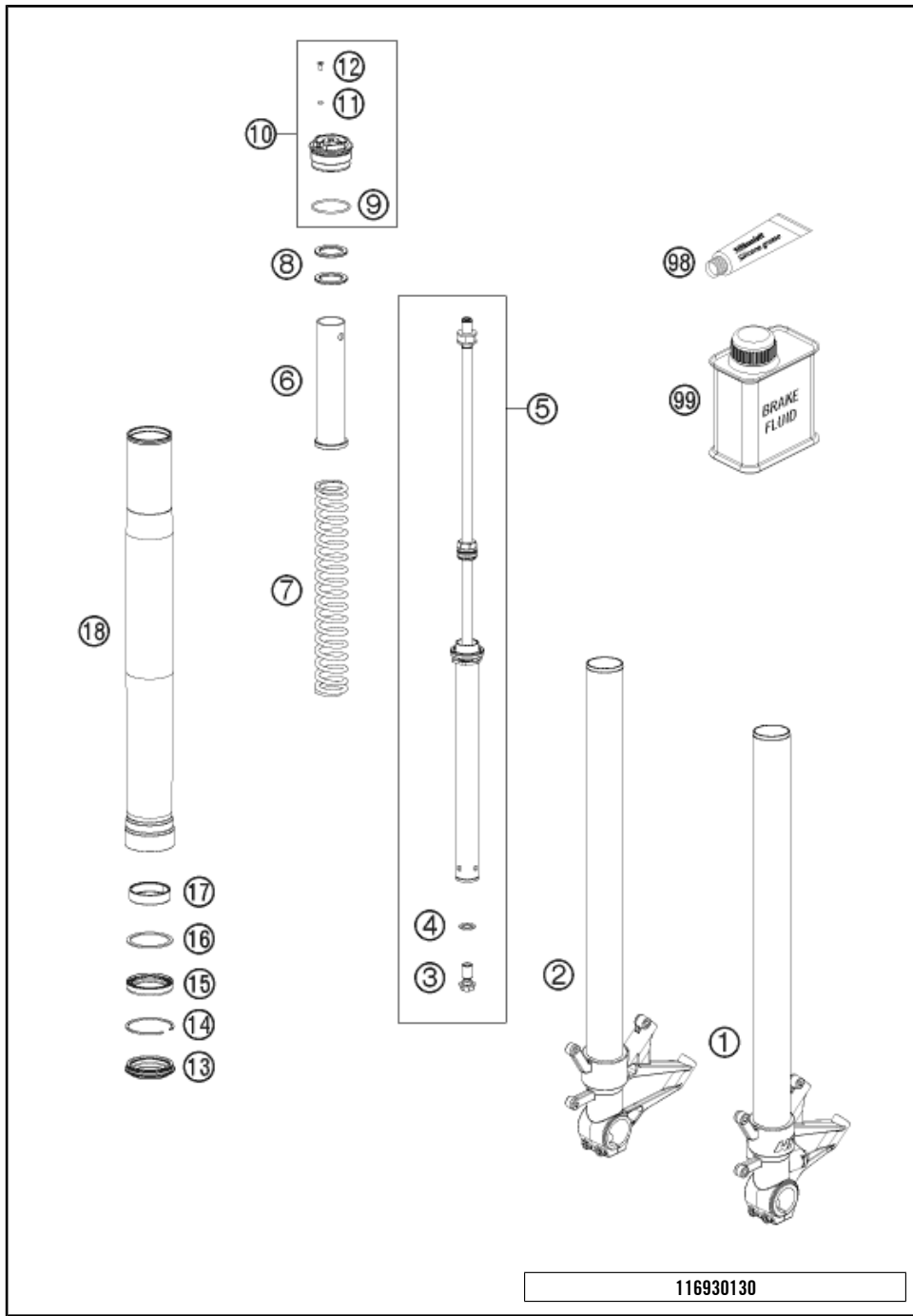
POS	PARTNUMBER	PARTNAME	PIECE
1	6930103402833S	TOP FORK PLATE 210/ 28 BLACK	1
2	6910103202833S	LOWER TRIPLE CLAMP CPL. BLACK	1
3	6900103600001	STEERING HEAD SCREW 09	1
4	69001086100	PROT. RING STEER. HEAD BEARING	1
5	69001084000	O-RING SUPPORT W. SEALING LIP	2
6	69001081000	STEERINGHEAD BEARING CPL.	2
7	0025080356	HH COLLAR SCREW M8X35 TX40	7
8	0019080356	COUNTERSUNK SCREW ISA45 M8X35	2
9	69012005050	SPECIAL WASHER ALU 8X22MM	2
10	16181L01S	STEERING DAMPER	1
12	0770120025	O-RING 12X2,5 NBR 70	1
13	69012060060	WASHER F. STEERING DAMPER RC8	1
14	6901200600033	STEERING DAMPER SUPPORT 09	1
15	0025050166	HH COLLAR SCREW M5X16 TX30	1
16	15080122	ADJUSTING GEAR	1
17	15080106	ADJUSTING SCREW M3X12	1
20	05187K0701	FORK KTM RC8 2011	1
21	0025080306	HH COLLAR SCREW M8X30 TX40	4
22	15080120S	CLAMP CPL. + SCREW 08	1

116930110

C126930110

* NEW PART

X ON DEMAND



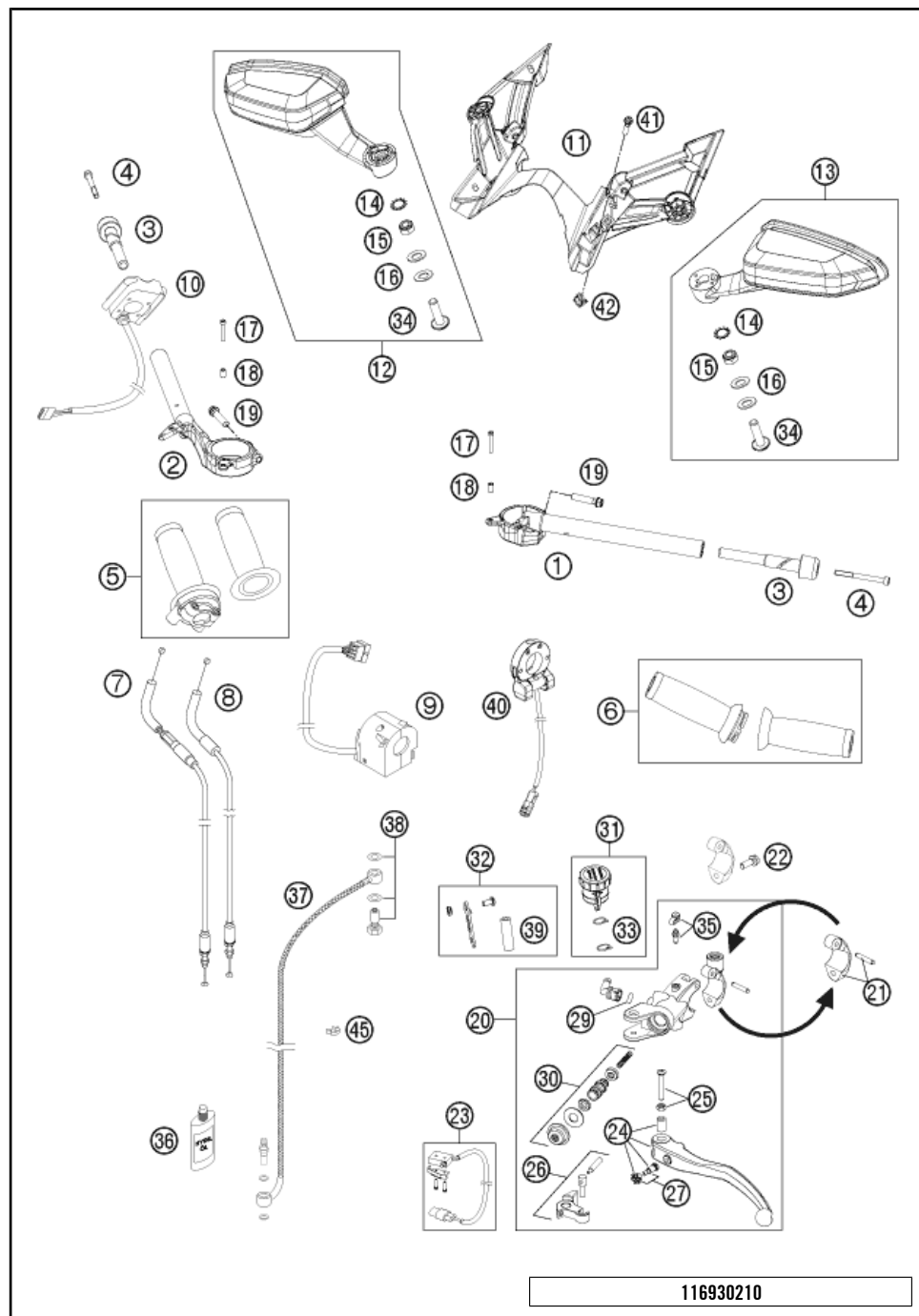
POS	PARTNUMBER	PARTNAME	PIECE
1	43570523S1	AXLE-CLAMP L/S CPL. W. TUBE	1
2	43570522S1	AXLE-CLAMP R/S CPL. W. TUBE	1
3	48600176	BOLT M12X1 D=3	2
4	48600704	SEALING RING COPPER 12X18X1,5	2
5	43570453S3	CARTRIDGE KPL. RC8 R	2
6	43570445S	ALU SPACER D32XD28X145 CPL.	2
7	95010034S	SPRING LINEAR SET D=4,9	x
7	95010035S	SPRING LINEAR SET D=5,0	x
8	43570133	SPACER 26X38X2,5	x
8	43570134	SPACER 26X38X5	x
8	43570135	SPACER 26X38X10	x
8	43570136	SPACER 26X38X1,5	x
9	43570023	O-RING NBR 41X2	2
10	43570447SA	SCREW CAP M46X1 PA CPL.	2
11	48600046	O-RING NBR 3X1,5	2
12	48600481	VENT SCREW M4X8	2
13	43570624	DUST CAP 43X53,4X5,8	2
14	43570008	LOCK WASHER SB53	2
15	43570623	OIL SEAL RING 43X52,9X11,4	2
16	43570092	SUPPORT RING 45 X 52,5 X 1,5	2
17	43570618	GUIDE BUSHING 43X47X12	2
18	43570608S	OUTER TUBE RC8 R	2
98	T511	SILICONE GREASE F. DUST STRI	1
99	48600765S1	% FORK OIL SAE5 5L 2008	1

116930130

C116930131

* NEW PART

X ON DEMAND



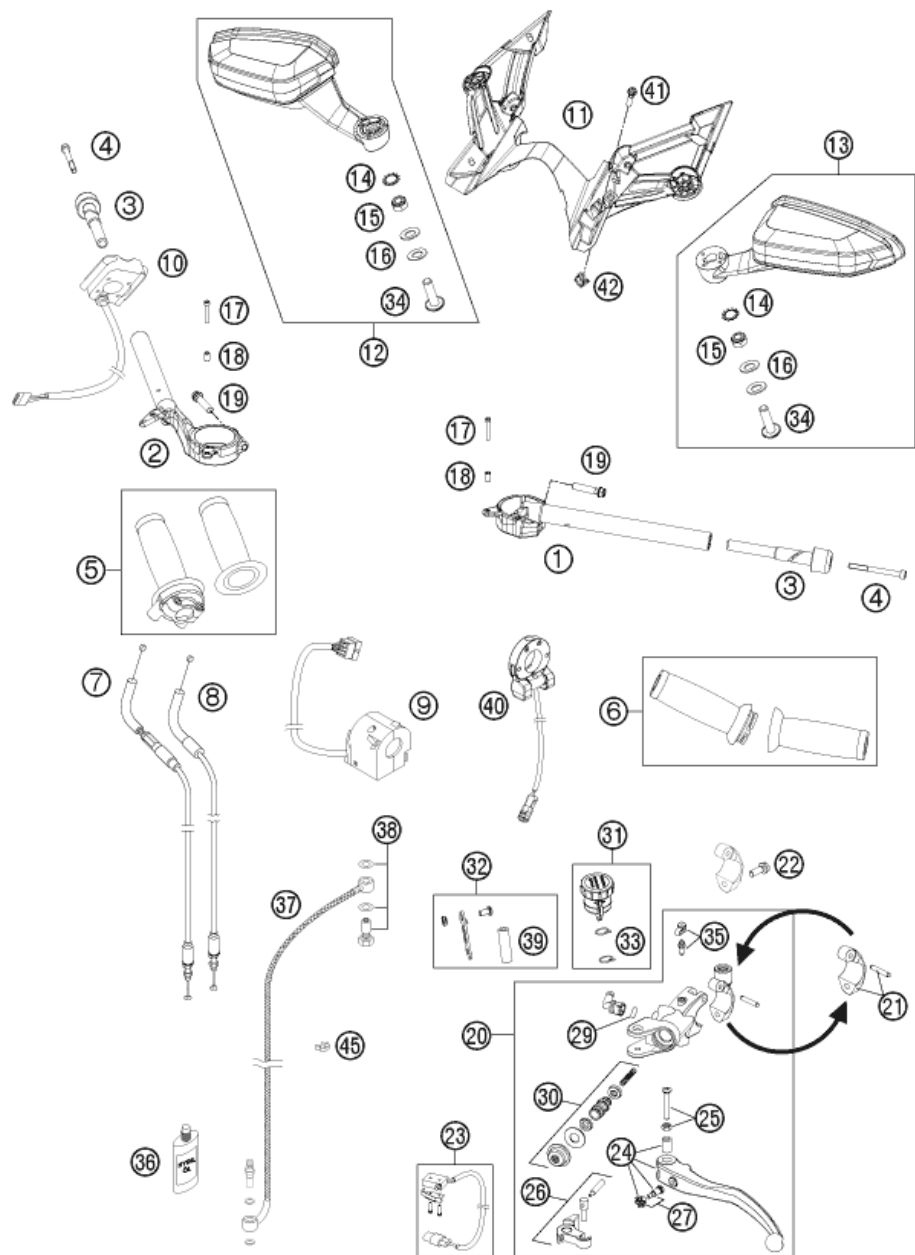
116930210

POS	PARTNUMBER	PARTNAME	PIECE
1	6900210100033S	CLIP ON L/S 09	1
2	6900220100033S	CLIP ON R/S 09	1
3	69002004100	VIBRATION DAMPER	2
4	0912060653	AH SCREW DIN0912-M 6X65	2
5	69002010200	THROTTLE GRIP CPL.	1
6	69002021100	GRIP-SET OPEN END PROGRESSIVE	x
7	69002091000	THROTTLE CABLE OPEN	1
8	69002092100	THROTTLE CABLE CLOSE	1
9	61011070000	LIGHT SWITCH 05	1
10	58411074100	START-STOP SWITCH AD LC4 02	1
11	6901204200033	MIRROR BRACKET 08	1
12	69012041100	MIRROR R/S CPL. W. FLASHER	1
13	69012040100	MIRROR L/S CPL. W. FLASHER	1
14	69012040030	DISK SPRING 12,5X6,2X0,35	2
15	69012040040	ALUMINUM WASHER	2
16	69012040020	WASHER 20X8,2X2	4
17	014579050356	CYL. SCREW DIN14579 M5X35	2
18	69002003000	DISTANCE BUSHING TRIPLE CLAMP	2
19	0025080356	HH COLLAR SCREW M8X35 TX40	2
20	61002030100	MASTER CYLINDER CPL. 2010	1
21	61002044100	CLAMP WITH PIN	1
22	0025060166	HH COLLAR SCREW M6X16 TX30	1
23	61011049000	CLUTCH SWITCH 05	1
24	61002031100	CLUTCH LEVER CPL.	1
25	50302038200	LEVER SCREW SHORT CPL. 09	1
26	61002056000	ROCKER CPL. 05	1
27	61002043000	ADJUSTING SCREW CPL.	1
29	61002051000	O-RING ANGLE PIECE	1
30	61002032000	REP.SET PISTON D=13 05	1
31	61002055000	RESERVOIR CPL. 05	1
32	69032070044	BRACKET F. CLUTCH RES. CPL.RC8	1
33	58007117000	YDNAC-CLAMP 10107 10MM	2
34	69012040010	OVAL HEAD SCREW M8x30	2
35	61002054000	BLEEDER SCREW WITH CAP	1
36	50302036200	OIL FOR HYD. CLUTCH 100 ML	1
37	61032063000	CLUTCH PIPE 05	1
38	59032062000	HOLLOW SCREW + COPPER GASKET	1
39	69002055010	HOSE FOR RESERVOIR	1

C116930210

* NEW PART

X ON DEMAND

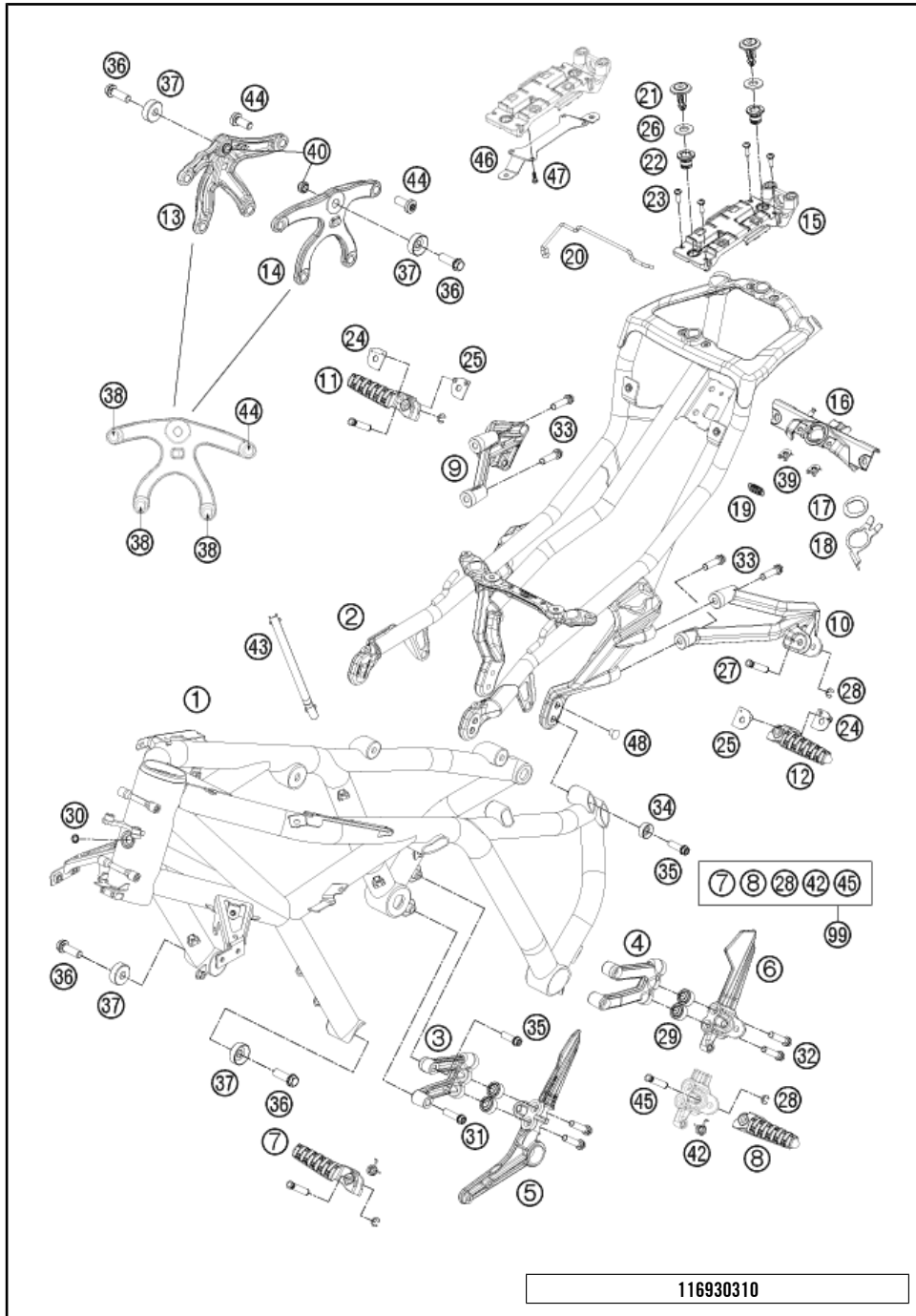


POS	PARTNUMBER	PARTNAME	PIECE
40	69011071000	CONTROLLER F. INSTRUMENTS	1
41	0025060356	HH COLLAR SCREW M6X35 TX30	4
42	60003095000	CAGE NUT M6 SL 4MM 03	4
45	57013072100	WIRING HOLDER 16MM	1

116930210

C116930210

* NEW PART X ON DEMAND



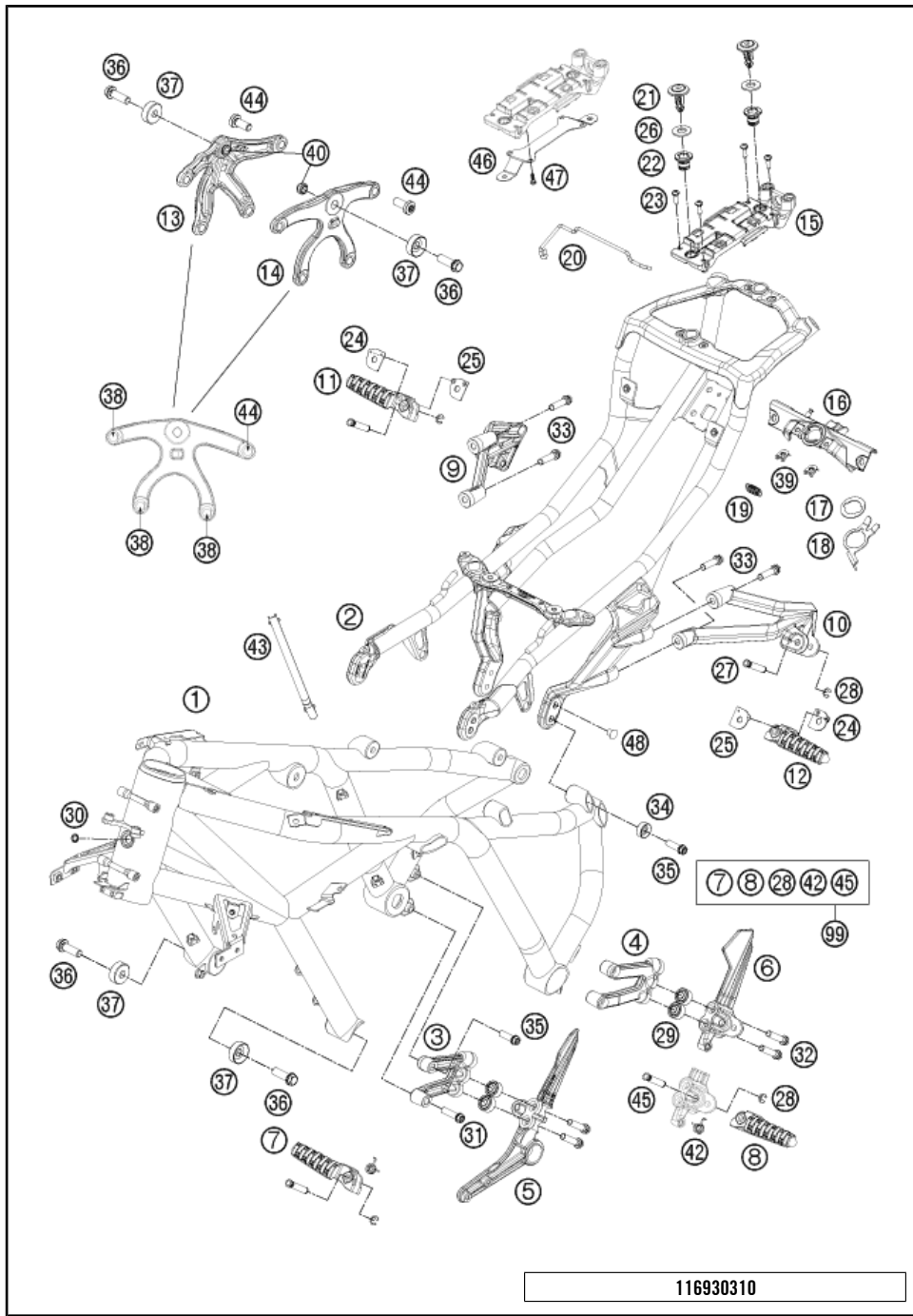
116930310

POS	PARTNUMBER	PARTNAME	PIECE
1	6930300100004	FRAME "693KA" ORANGE 11	1
2	6900300200033	SUB FRAME BLACK 09	1
3	6900303900033S	FOOTREST BRACKET R/S 09	1
4	6900303800033S	FOOTREST BRACKET L/S 09	1
5	6900303905033S	FOOTREST MOUNTING R/S 09	1
6	6900303805033S	FOOTREST MOUNTING L/S 09	1
7	6900304100033S	FOOTREST FRONT R/S 09	1
8	6900304000033S	FOOTREST FRONT L/S 09	1
9	6900304900033S	FOOTREST BRACKET REAR R/S	1
10	6900304800033S	FOOTREST BRACKET REAR L/S	1
11	6900305103333S	FOOTREST REAR R/S CPL.	1
12	6900305003333S	FOOTREST REAR L/S CPL.	1
13	69003006000	ENGINE SUPPORT R/S 08	1
14	69003005000	ENGINE SUPPORT L/S 08	1
15	69008025100	REAR SEAT ADJUSTMENT	1
16	69008027000	LOCK BRIDGE	1
17	69008025070	WASHER LEVER REAR SEAT RELEASE	1
18	69008025160	LEVER REAR SEAT RELEASE	1
19	69008025080	SPRING F. REAR SEAT LOCK	1
20	69008025150	ADJUSTMENT WIRE REAR SEAT	1
21	69008026150	CLOSURE CAP	2
22	69008026000	GUIDE BUSHING	2
23	0081050161	EJOT PT SCREW K50X16 1451	4
24	60003052000	ENGAGE PANEL FOOTREST R/S 03	2
25	60003152000	ENGAGE PANEL FOOTREST L/S 03	2
26	69008026060	WASHER RC8	2
27	60003044000	BOLT FOR FOOTREST REAR 03	2
28	0799060003	TAB WASHER DIN6799-RS 6,0	4
29	6900304700001	DISTANCE BUSHING 8,5X21X14	4
30	0760171030	SHAFT SEAL RING17X10X3 NBR	1
31	0025080306S	HH COLLAR SCREW M8X30 TX40	2
32	0025080356S	HH COLLAR SCREW M8X35 TX40	4
33	0025080556	HH COLLAR SCREW M8X55 TX40	4
34	6900300400033	WASHER SUB FRAME MOUNTING 09	4
35	0025080256S	HH COLLAR SCREW M8X25 TX40	6
36	0035100309S	AH-COLLAR SCREW M10X30 ISA45	4
37	6900300700033	WASHER ENGINE SUPPORT 09	4
38	0035100249	AH-COLLAR SCREW M10X24 ISA45	6

C116930310

* NEW PART

X ON DEMAND



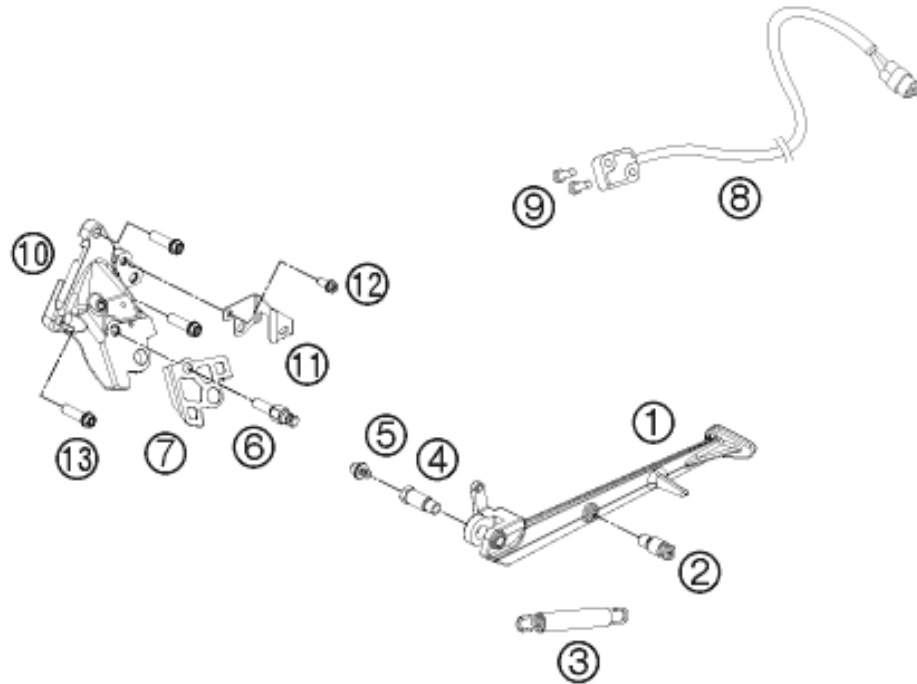
116930310

POS	PARTNUMBER	PARTNAME	PIECE
39	69008021080	RANGE CHANGE METAL NUT M5	2
40	69004095000	ADAPTOR NUT M10	2
42	61003042000	SPRING FOOTREST FRONT 05	2
43	69011047000	CABLE DUCT BRAKE LIGHT SW. RC8	1
44	0025100246	COLLAR SCREW M10X24 TX	2
45	60003044100	BOLT FOR FOOTREST REAR	2
46	69308025050	EJECTOR F. PILLION SEAT	1
47	0081040121	SCREW FOR PLASTIC K40X12 T20	4
48	69303002005	COVER PLUG ZK 10/7	2
99	6900304001033	FOOTPEG KIT RC8R 09-12	X

C116930310

* NEW PART

X ON DEMAND



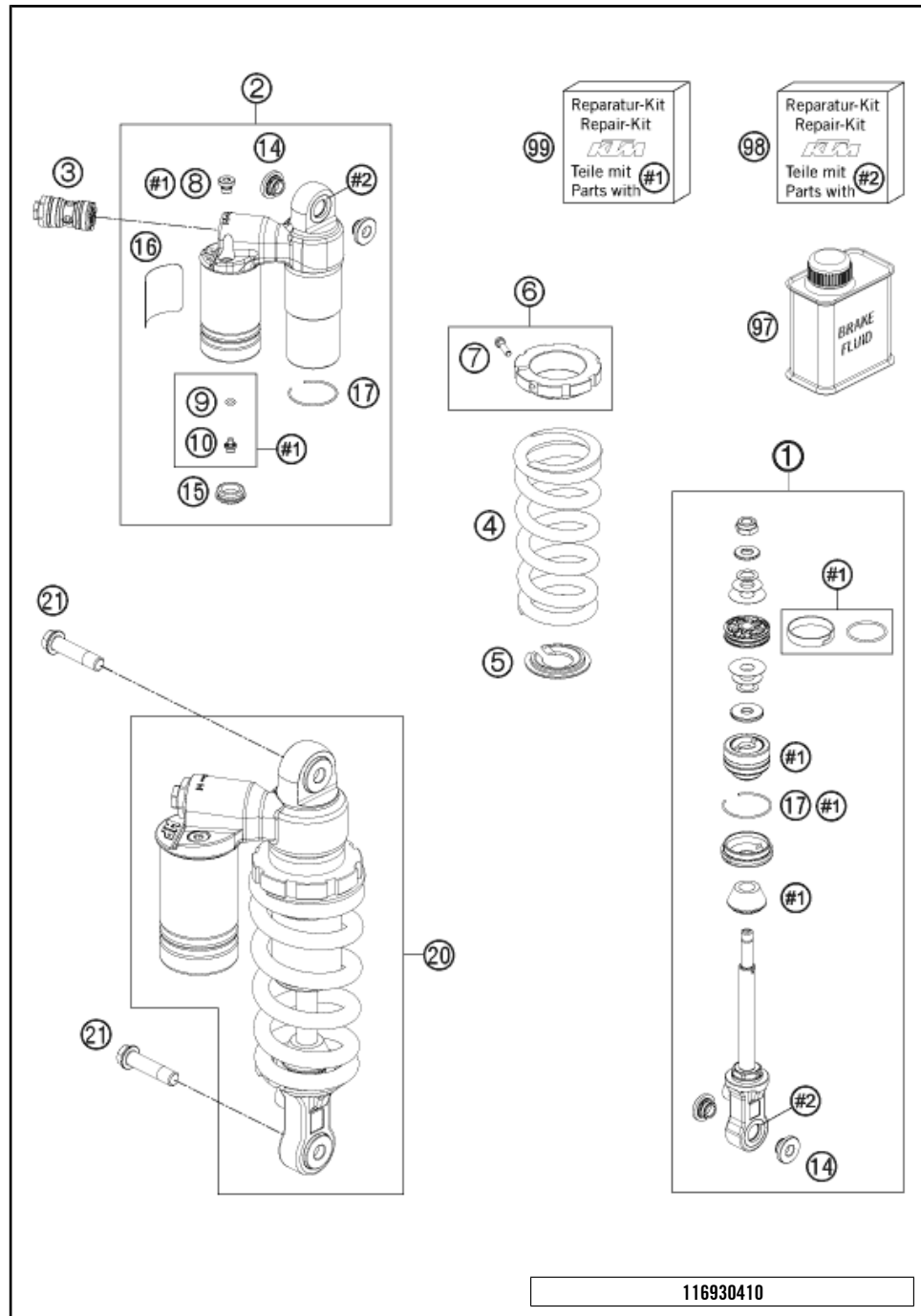
POS	PARTNUMBER	PARTNAME	PIECE
1	6900302313333S	SIDE STAND CPL. BLACK 10	1
2	75603023011	BOLT F. SIDE STAND SPRING	1
3	61003024000	SPRING L=116 MM 05	1
4	69003027050	SCREW F. SIDE STAND M10	1
5	69003027060	DISTANCE RUBBER D=14X10,5	1
6	61003028001	SCREW SIDE STAND SPRING 05	1
7	69003027000	CONSOLE INTERMEDIATE METAL	1
8	61011045000	SIDE STAND SENSOR 05	1
9	0084040123	CYL.HEAD SCREW DIN84A M4x12	2
10	6900302610033S	SIDE STAND CONSOLE RC8R 2010	1
11	69003029100	KEEL RETAINING BRACKET	1
12	0025060126	HH COLLAR SCREW M6X12 TX30	1
13	0025080256S	HH COLLAR SCREW M8X25 TX40	3

116930360

C116930360

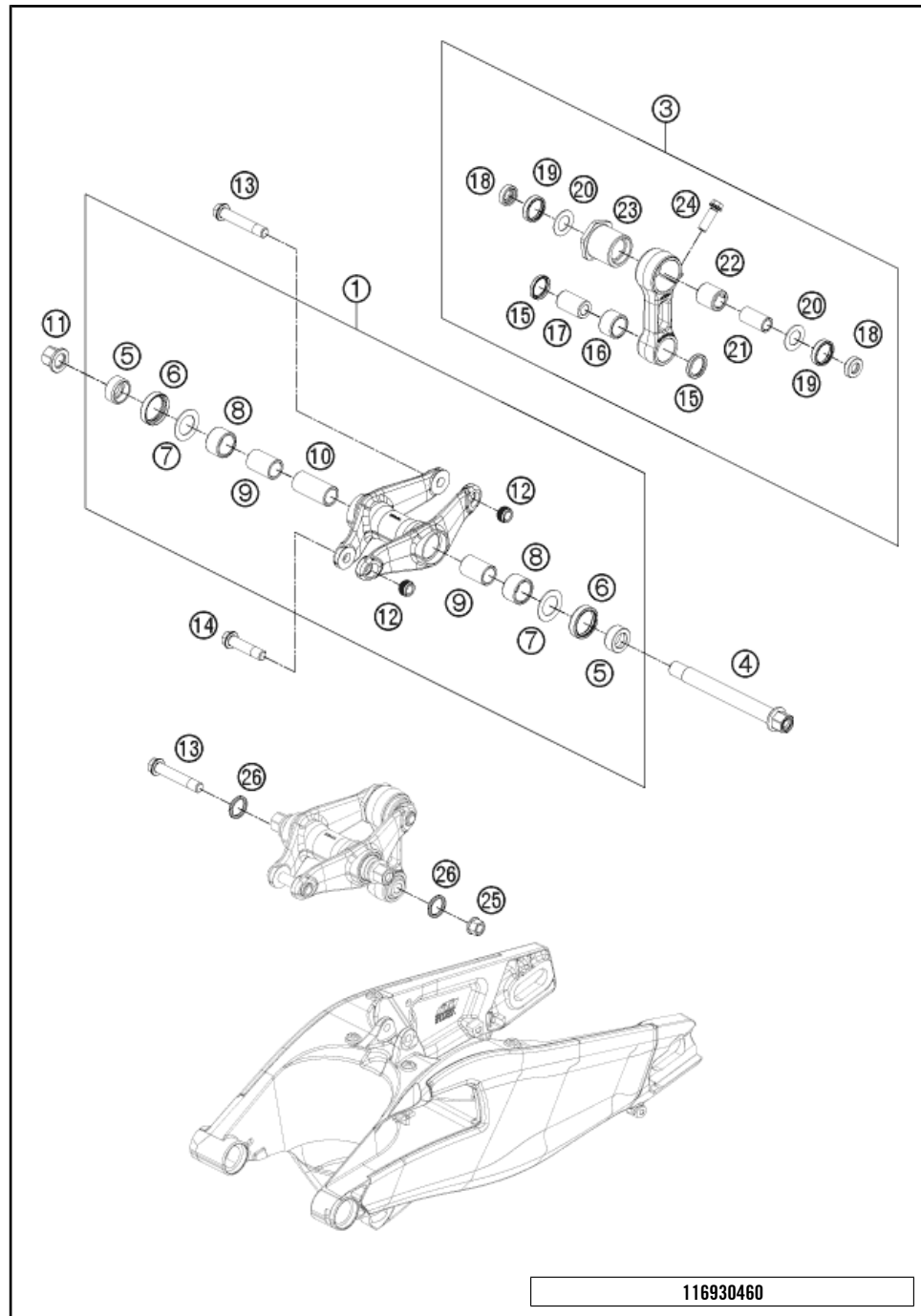
* NEW PART

X ON DEMAND



POS	PARTNUMBER	PARTNAME	PIECE
1	36120781S9	MONOSHOCK BOTTOM PART CPL.	1
2	40140493SA	MONOSHOCK TOP PART CPL.	1
3	46180533S2	DCC-COMPR.DAMP.CONTROL HS40	1
4	91750004S	SPRING (55) 85 N/MM 160 D10,75	1
5	36120559	SPRING RETAINER	1
6	40140342S	ADJUSTING RING + SCREW M5	1
7	0912050203	AH SCREW DIN0912-M 5X20	1
8	50180095	BLEED PLUG R 1/8	1
9	46810893	O-RING NBR 5,28X1,78	1
10	36120151	SCREW PLUG M5X6	1
14	40140533	ADAPTER BUSHING 10X23	4
15	46811208	RUBBER CAP "DO NOT OPEN"	1
16	52000087	STICKER WP MONOSHOCK	1
17	40140332	CIRCLIP 43X1,5	2
20	17187K0701	MONOSHOCK RC8 2011	1
21	69004089000	HH COLLAR SCREW M10X42 WS13 08	2
97	50180751S1	SHOCK ABSORBER FLUID 5 LT	1
98	R12019	REPAIR KIT BEARING/SEAL	1
99	R17005	REPAIR KIT	1

* NEW PART X ON DEMAND



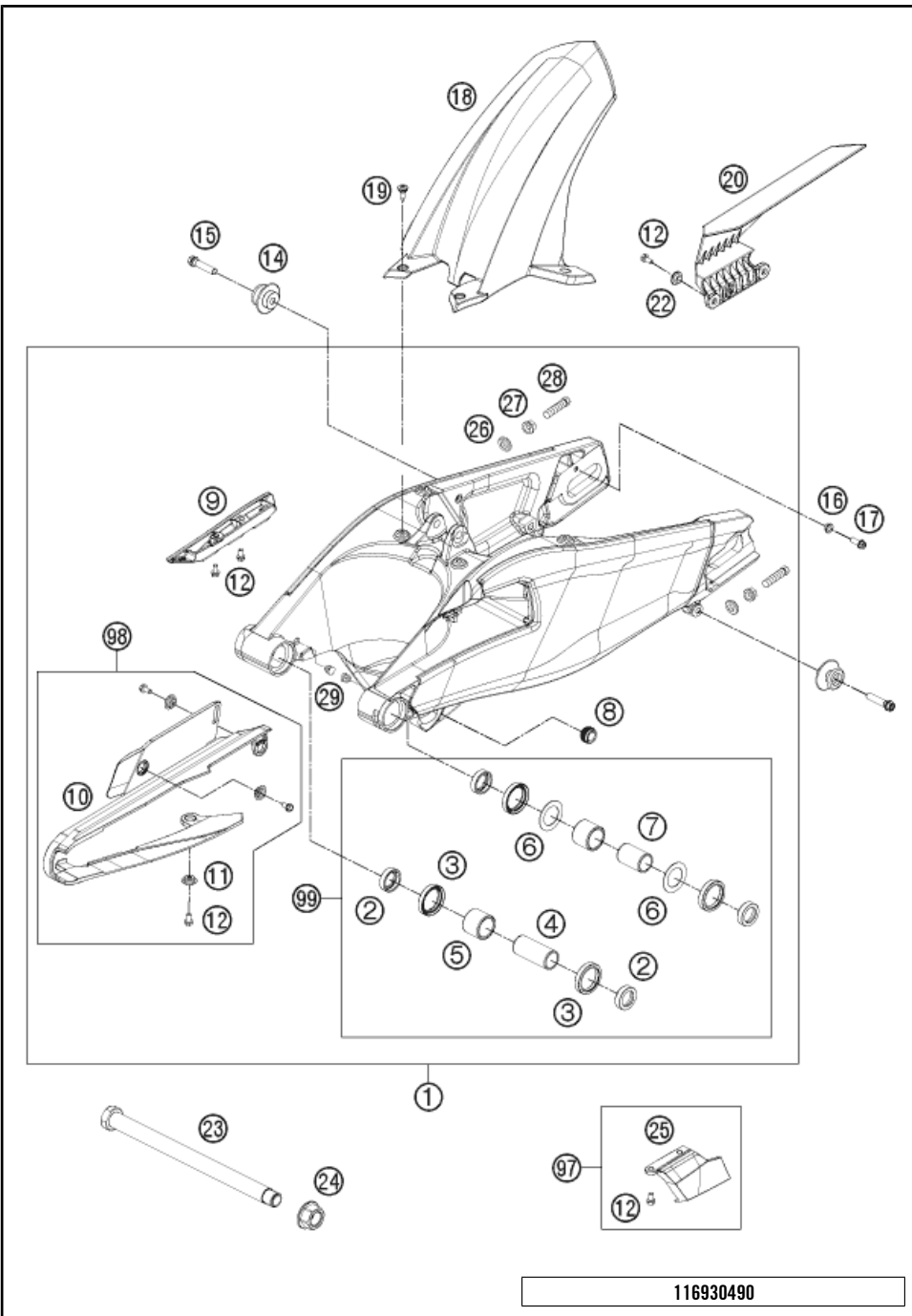
POS	PARTNUMBER	PARTNAME	PIECE
1	6900408004433S	SWING ARM DEFLECTION CPL.8% 09	1
3	6930408304433S	CONNECTING ROD CPL.	1
4	69004081044	BEARING BOLT SWING LEVER CPL.	1
5	58303090000	SPAC.F.SHAFT SEALRING 15X25X11	2
6	0760253270	SHAFT SEAL RING 25X32X7	2
7	59033080000	SHIM 20X32X1	2
8	54603097000	NEEDLE BUSH HK 2016	2
9	50203081800	BEARING BUSHING	2
10	69004087000	DIST. BUSHING SWING LEVER 08	1
11	69004082000	FLANGE NUT M14X1,5 WS17	1
12	69004095000	ADAPTOR NUT M10	2
13	69004094000	HH COLLAR SCREW M10X56 WS13 08	2
14	69004089000	HH COLLAR SCREW M10X42 WS13 08	1
15	0760182442	SHAFT SEAL RING 18X24X4	2
16	56503195100	NEEDLE BEARING HK 1816	1
17	69004085000	BEAR. BUSH. CONN. ROD BELOW 08	1
18	69004093000	BUCKET F. SHAFT SEAL RING 08	2
19	0760202640	SHAFT SEAL RING 20X26X4 NBR	2
20	69004092000	STOP DISC 15,1X25,9X1MM 08	2
21	69004088000	BEAR. BUSH. CONN. ROD ABOVE 08	1
22	0618152200	NEEDLE SLEEVE HK1522	1
23	69304084000	ECCENTRIC PUSHROD	1
24	0025080256	HH COLLAR SCREW M8X25 TX40	1
25	54630044000	COLLAR NUT M10 WS=13	1
26	69004096000	QUAD-RING 17,12X2,62X2,62 NBR	2

116930460

C116930460

* NEW PART

X ON DEMAND

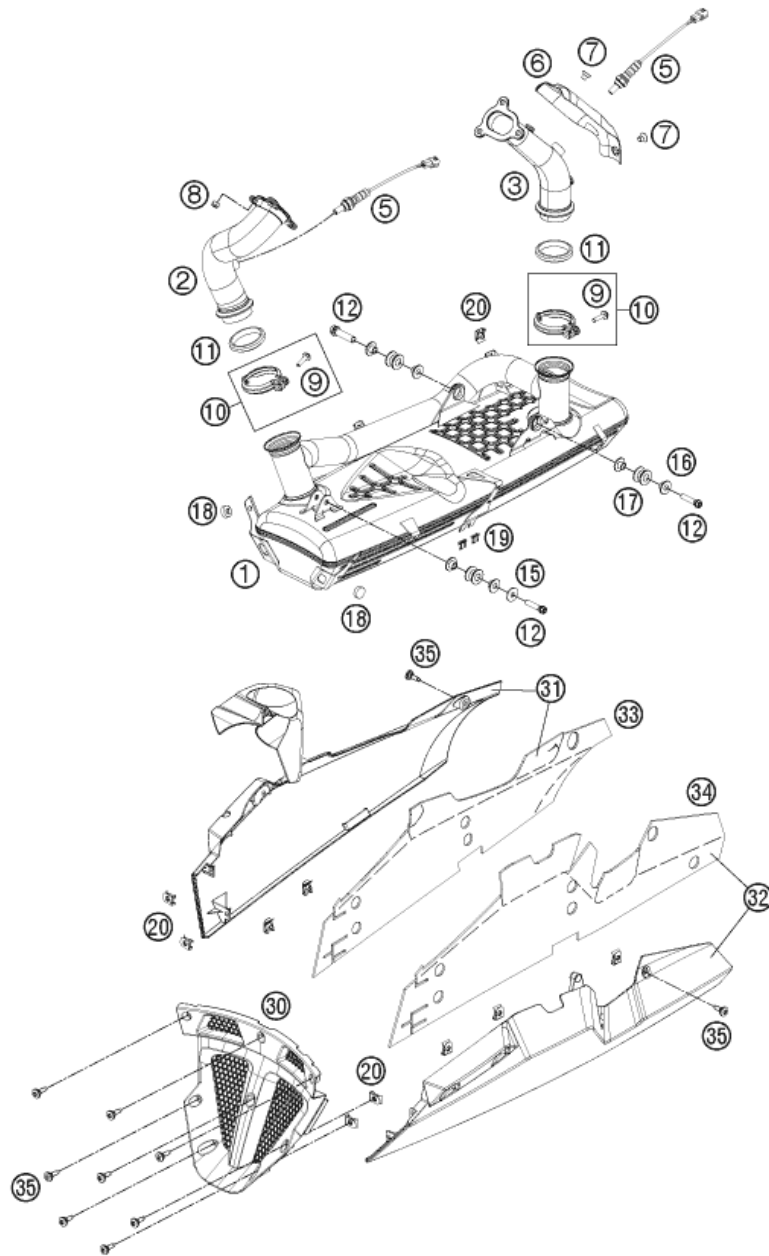


POS	PARTNUMBER	PARTNAME	PIECE
1	6900403024433	SWING ARM CPL. RC8 BLACK 2010	1
2	60004034000	BUCKET F. SHAFT SEAL RING 03	4
3	0760304073	SHAFT SEAL RING 30X40X7	4
4	69004032000	INNER RING JR 20X25X56,5	1
5	60004031000	NEEDLE BUSH HK2526B 03	2
6	60004033000	STOP DISK 03	2
7	60004032000	INNER RING JR20X25X38,5 03	1
8	69004095000	ADAPTOR NUT M10	1
9	69013010000	BRAKE HOSE GUIDE	1
10	69004066200	CHAIN SLIDING GUARD	1
11	46104066050	BUSH FOR CHAINSLIDER GUARD 02	3
12	0009050106	EJOT SPIRAL SCREW SF M5X10-K	9
14	69004040000	SUPPORT F. LIFITNG GEAR	2
15	69004030010	SPECIAL SCREW M8X35 ISA45	2
16	69004072000	BUSHING F. BRAKE-CAL. BRACKET	1
17	0025060166S	HH COLLAR SCREW M6X16 ISA 30	1
18	69004050000	SPLASH PROTECTION	1
19	69008021060	SPECIAL SCREW M5X17	4
20	6900406010033	UPPER CHAIN GUARD RC8	1
22	69004060050	BUSHING CHAIN GUARD 08	2
23	69004037144	SWING ARM BOLT	1
24	60004038000	COLLAR NUT M19X1,5 WS=27MM 03	1
25	6900406100033	LOWER CHAIN GUIDE	1
26	69304030040	WASHER F. CHAIN ADJUSTER	2
27	58414030000	HH COLLAR NUT M10X1,25 WS=13	2
28	50304040100	SCREW M10X1,25X50 WS=10	2
29	60004042000	PLUG SFL12 GREY 05	2
97	6900406101033	CHAIN GUIDE KIT REAR RC8	1
98	69004066210	CHAIN GUARD KIT 10-12	1
99	69004230010	SWING ARM REP. KIT 08-12	1

116930490

C116930490

* NEW PART X ON DEMAND



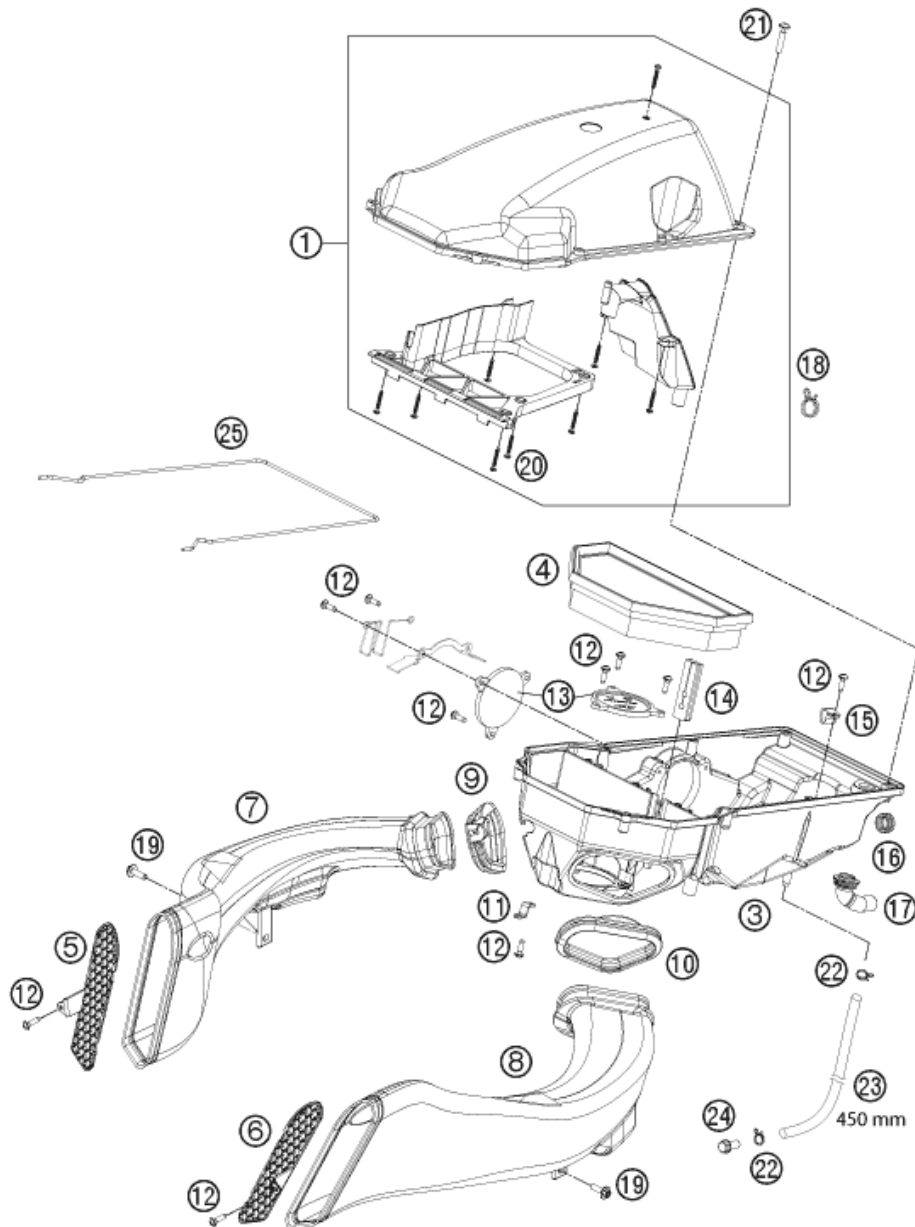
POS	PARTNUMBER	PARTNAME	PIECE
1	69005083200	SILENCER CPL. RC8 EU	1
2	69005007100	EXHAUST MANIFOLD FRONT CPL.	1
3	69005008000	EXHAUST PIPE REAR CPL.	1
5	61041090000	LAMBDA SENSOR 05	2
6	69005011000	HEAT SHIELD REAR	1
7	0991060082	FLAT H.SCREW M6X8 DIN7991 NIRO	2
8	51010086100	SELF LOCKING NUT M 8 CU	6
9	0024060136	HH COLLAR SCREW M6X13 TX30	2
10	69005050000	CLAMP CPL.	2
11	69005005005	MANIFOLD GASKET	2
12	0025080356S	HH COLLAR SCREW M8X35 TX40	3
15	0021080003	WASHER DIN9021-A 8,4	1
16	58405050065	COLLAR BUSH 8,5X12X23,5X10	6
17	54305068100	DAMP. COMPONENT SILICONE GREY	3
18	54308042000	RUBBER BUFFER	11
19	61005091000	DAMP. COMPON. SILICONE GREY 05	4
20	69008021080	RANGE CHANGE METAL NUT M5	10
30	6900806020033	KEEL COVER BLACK MATT	1
31	6900805633304B	EXHAUST PROTECTION CPL. ORANGE	1
32	6900805523304B	EXHAUST PROTECTION CPL. ORANGE	1
33	69005083192	HEAT SHIELD F. EXH. COVER R/S	1
34	69005083193	HEAT SHIELD F. EXH. COVER L/S	1
35	69008021060	SPECIAL SCREW M5X17	14

116930510

C116930511

* NEW PART

X ON DEMAND



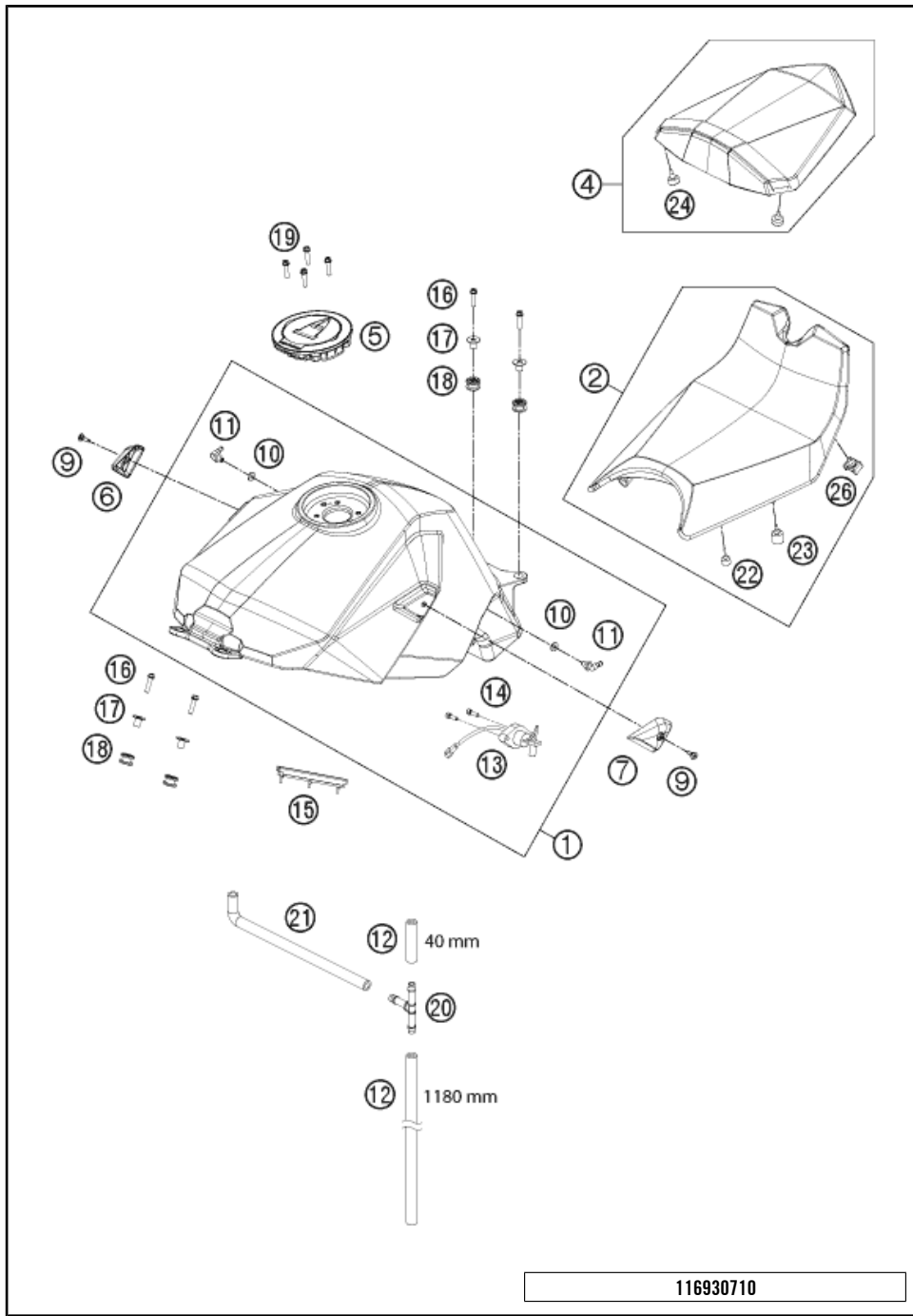
116930610

POS	PARTNUMBER	PARTNAME	PIECE
1	69006002244	FILTER BOX UPPER PART CPL.	1
3	69006001100	FILTER BOX LOWER PART 09	1
4	69006015100	FILTER ELEMENT	1
5	69006041060	PROT. GRILL INTAKE SNORKEL R/S	1
6	69006040060	PROT. GRILL INTAKE SNORKEL L/S	1
7	69006041000	INTAKE SNORKEL R/S	1
8	69006040000	INTAKE SNORKEL L/S	1
9	69006041050	SNORKEL SEALING R/S	1
10	69006040050	SNORKEL SEALING L/S	1
11	69006015050	BRACKET F. EFI-PLUG	1
12	0081050161	EJOT PT SCREW K50X16 1451	10
13	69006004000	FILTER BOX COVER R/S	2
14	69006001030	THROTTLE ROPE CHANNEL	1
15	69007029000	PVC-CLAMP HEYCO 13,9 3379	1
16	69006001040	PROTECTION SLEEVE FUEL HOSE	1
17	69006087000	MOLDED HOSE ENGINE BREATHER	1
18	58431082100	YDNAC-CLAMP 10173 (16MM) '98	1
19	0024060206	HH COLLAR SCREW M6X20 TX30	2
20	0081400253	PLASTIC SCREW KA40X25WN1412	9
21	0017060303	SPECIAL SCREW T60 6X30 WS=6	8
22	58031005000	CLAMP YDNAC 10128 12MM	2
23	60015019001	HOSE NBR 7X11 PER METER	x
24	0025080126	HH COLLAR SCREW M8X12 TX40	1
25	69006001060	GASKET F. AIRBOX	1

C116930610

* NEW PART

X ON DEMAND



POS	PARTNUMBER	PARTNAME	PIECE
1	6900701334428A	FUEL TANK CPL. WHITE BRILLIANT	1
2	69007040200	SEAT	1
4	69007047000	PASSENGER SEAT	1
5	69007008100	TANK CAP	1
6	6900702610030	TANK PROTECTION R/S BLACK BR.	1
7	6900702510030	TANK PROTECTION L/S BLACK BR.	1
9	69007025050	SPECIAL SCREW M5X12 ISA30 ALU	2
10	60007024050	GASKET FOR CONNECTING PIECE 03	2
11	60007024000	CONNECT.PIECE F.OVERFLOW M7 03	2
12	60007026001	HOSE NBR 5,4X9,4 PER METER	x
13	58207080100	GAS-LEVEL SENSOR ADV. 2006	1
14	0912050163	AH SCREW DIN0912-M 5X16	2
15	69007014100	TANK REST RUBBER	2
16	0025060306	HH COLLAR SCREW M6X30 TX30	4
17	69007028000	COLLAR BUSH. 6,2X10X21X14MM 08	4
18	69007027000	RUBBER SLEEVE TANK MOUNT 08	4
19	0912050123	AH SCREW DIN0912-M 5X12	4
20	60015022000	T-CONNECTOR TS-6 03	1
21	69307031000	PREFORMED HOSE VENT. 9,4X5,4	1
22	69007040010	DISTANCE RUBBER 14X8	2
23	69007040020	DISTANCE RUBBER 17,8X16	2
24	69007040030	DISTANCE RUBBER 18X8	2
26	69007040070	SPACER RUBBER	2

116930710

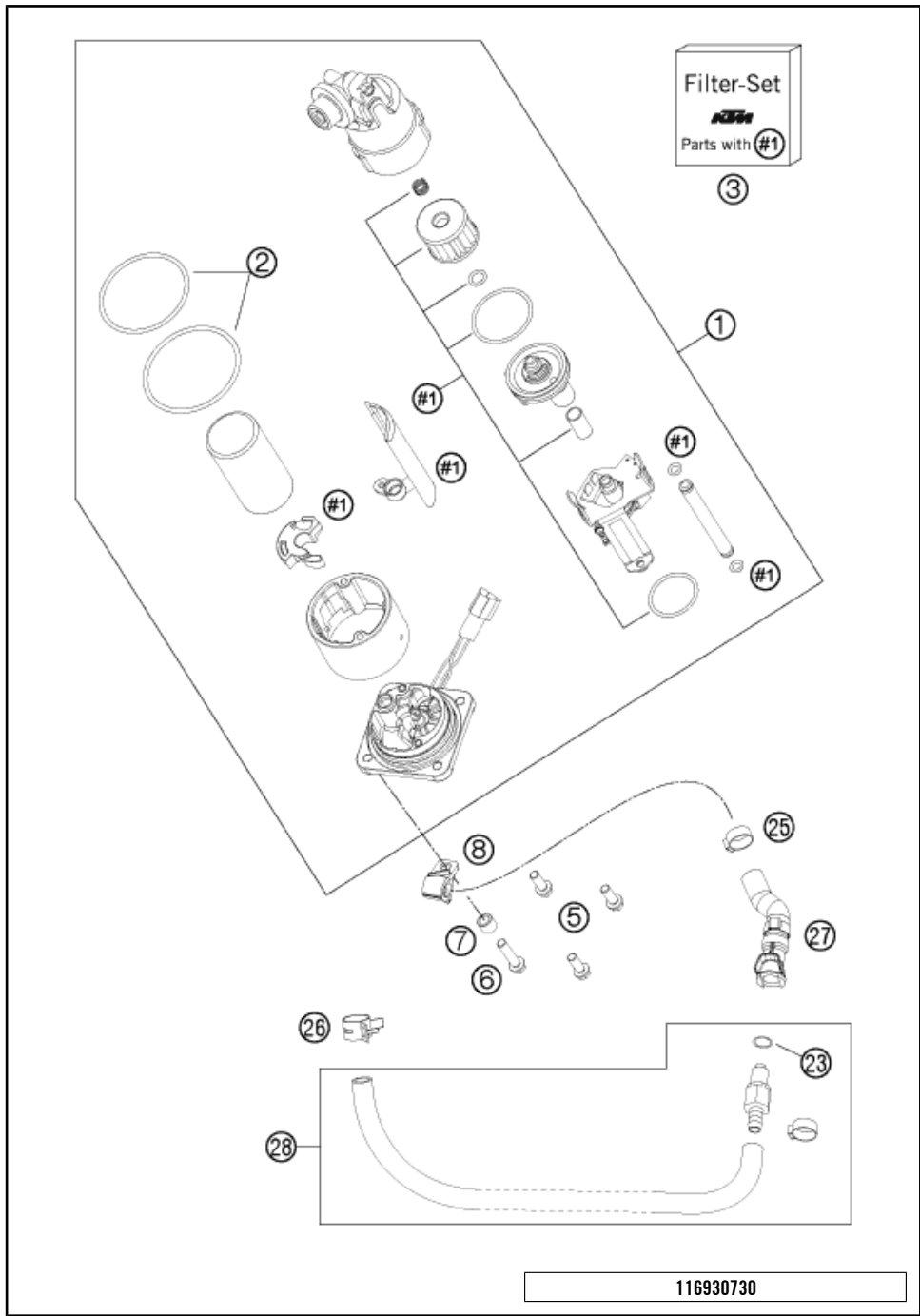
C116930711

* NEW PART

X ON DEMAND

FUEL PUMP

1 190 RC8 R WHITE EU 2013



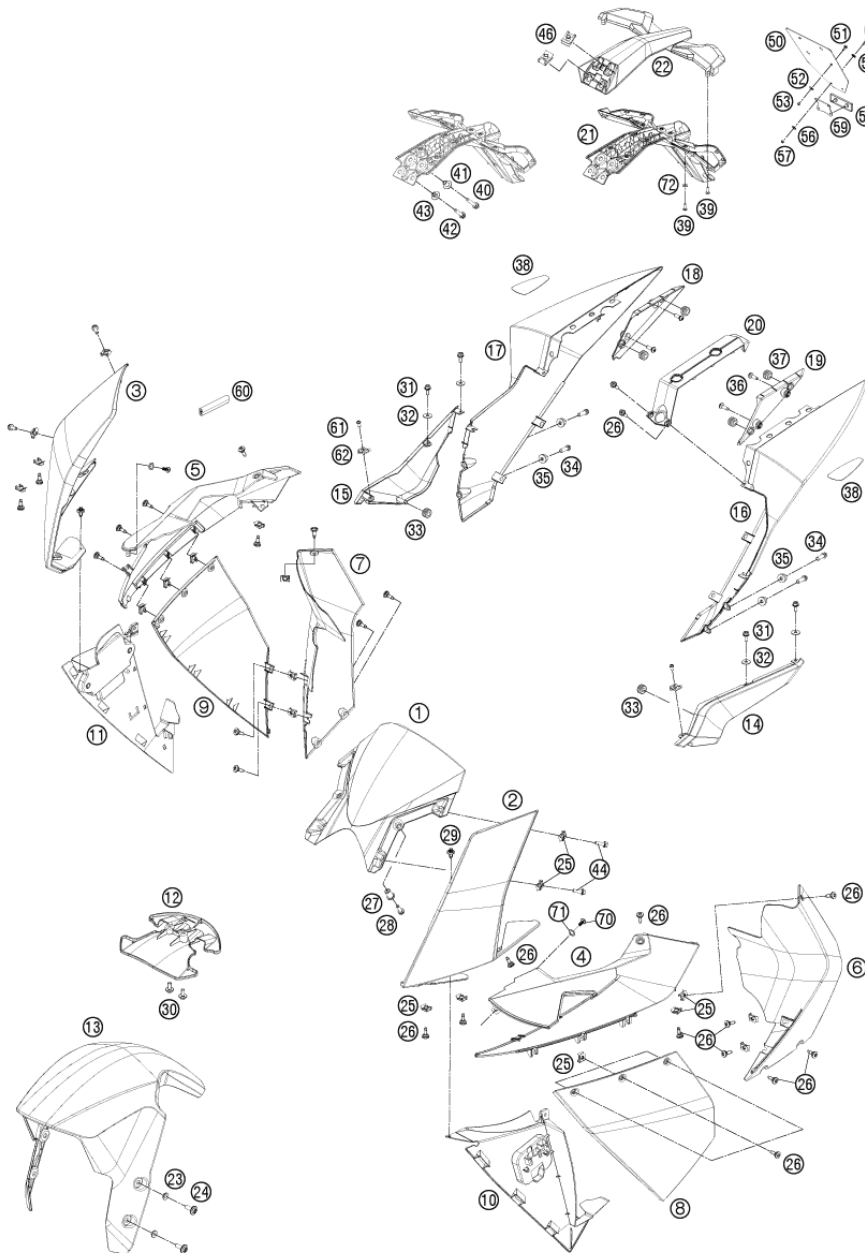
POS	PARTNUMBER	PARTNAME	PIECE
1	61007088200	PUMP WITHOUT RESERVE INDICATOR	1
2	61007089000	O-RING SET FOR FUEL PUMP 05	1
3	61007090100	FILTER-SET FUEL PUMP	1
5	0025060166	HH COLLAR SCREW M6X16 TX30	3
6	0025060256	HH COLLAR SCREW M6X25 TX30	1
7	69014014000	BUSHING 6,1X9,2X7,5 08	1
8	69007017000	HOSE HOLDER	1
23	58507012000	O-RING VITON F. PLUG CPC 05	1
25	00050157706	VARIABLE ONE-EAR CLAMP 15,7MM	1
26	00049140121	CLAMP STD DN14	1
27	69007015000	FUEL PIPE (TANK) CPL.	1
28	69007016150	FUEL HOSE DKK CPL.	1

116930730

C126930730

* NEW PART

X ON DEMAND



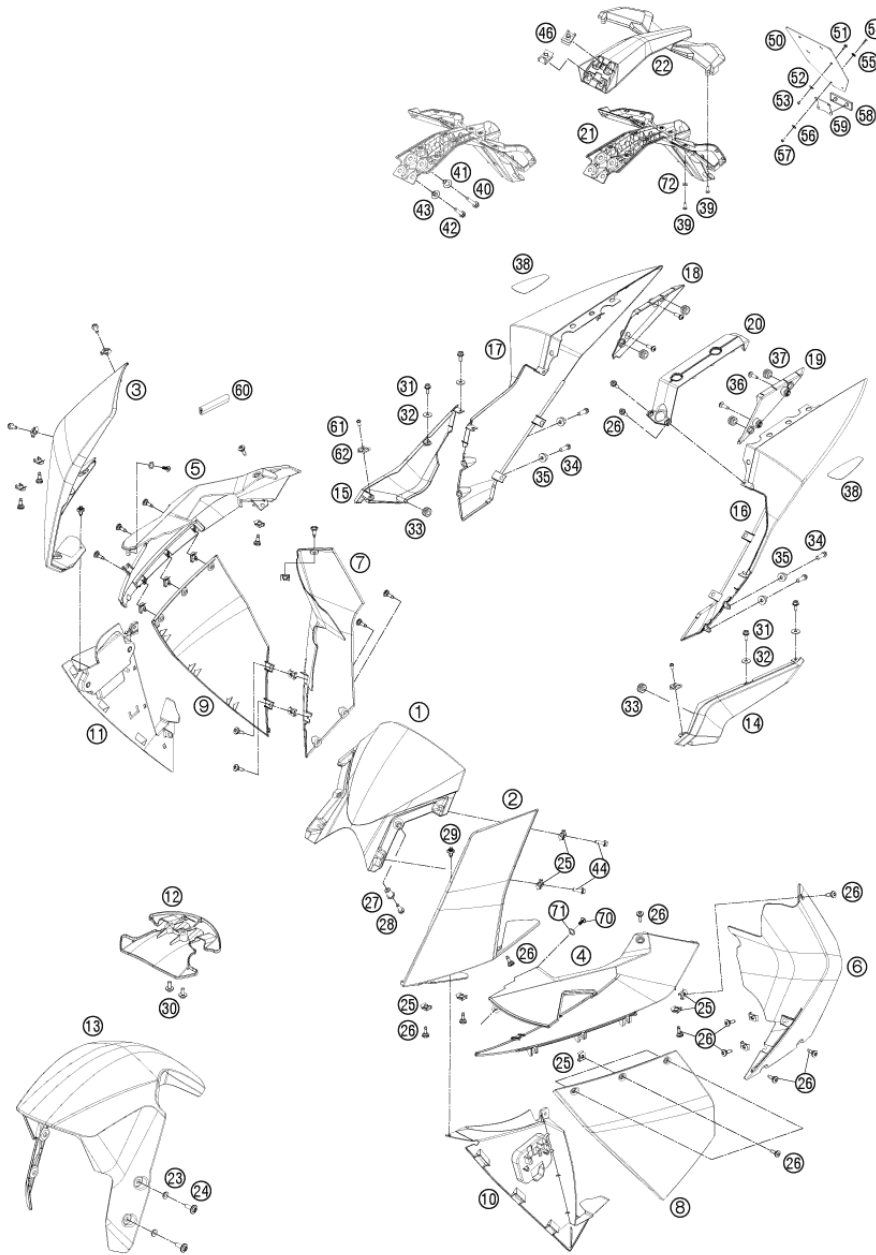
116930810

POS	PARTNUMBER	PARTNAME	PIECE
1	69108008000	FAIRING SCREEN HIGH	1
2*	6900800110028B	FR.FAIR. UP PART L/S WE.GL.RC8	1
3*	6900800210028B	FR.FAIR. UP PART R/S WE.GL.RC8	1
4*	6900800300028B	FR.FAIR. LO.PART L/S WS.GL RC8	1
5*	6900800400028B	FR.FAIR. LO.PART R/S WS.GL RC8	1
6	6900805200004A	EXHAUST SHAFT L/S ORA.BRILL.	1
7	6900805310004A	EXHAUST SHAFT R/S	1
8*	6900805000030D	COOLER FAIRING L/S SW. GL	1
9*	6900805100030D	COOLER FAIRING R/S SW.GL	1
10	6900802210033	FRESH-AIR SHAFT L/S BL. MA. 10	1
11	6900802310033	FRESH-AIR SHAFT R/S BLACK MATT	1
12	6900802120033	UP. FRESH-AIR SHAFT BLACK MA.	1
13	6930811000033	FRONTFENDER BLACK	1
14	6900804300028A	SIDE COVER L/S WH. BRILL. RC8	1
15	6900804400028A	SIDE COVER R/S WH. BRILL. RC8	1
16*	6900804100028B	REAR FAIRING L/S WE.GL. RC8	1
17*	6900804200028B	REAR FAIRING R/S WE.GL. RC8	1
18	69008039000	REAR LIGHT ADAPTER R/S	1
19	69008038000	REAR LIGHT ADAPTER L/S	1
20	6900803100033	UPPER REAR END PANEL	1
21	69008018100	LIC. PLATE BRACKET LO. PART EU	1
22	69008017100	LIC. PLATE BRACKET UP. PART EU	1
23	69004060050	BUSHING CHAIN GUARD 08	4
24	69014017000	SPECIAL SCREW M6X18 ISA30 08	4
25	69008021080	RANGE CHANGE METAL NUT M5	x
26	69008021060	SPECIAL SCREW M5X17	x
27	60008008050	BLIND PLUG-IN NUT M5 WN 16A 03	6
28	0025050166	HH COLLAR SCREW M5X16 TX30	2
29	76503075000	SPREAD RIVET CPL. 6,2MM	2
30	0024060136	HH COLLAR SCREW M6X13 TX30	2
31	58605083010	SCREW TORX M5X10 05	4
32	75008023000	WASHER REAR-UT D=14MM	4
33	31008060000	RUBBER SLEEVE D=8MM OPEN	2
34	0025080256	HH COLLAR SCREW M8X25 TX40	4
35	6930300405001	WASHER F. MONT.REARPART 11	4
36	0081050161	EJOT PT SCREW K50X16 1451	4
37	69014078000	RUBBER SLEEVE 10X14X20 08	4
38*	6900704705028	PASSENGER'S SEAT PLATE WHITE	1

C136930811

* NEW PART

X ON DEMAND



116930810

POS	PARTNUMBER	PARTNAME	PIECE
39	0081040161	SCREW FOR PLASTIC K40X16 T20	10
40	0025060256	HH COLLAR SCREW M6X25 TX30	2
41	69007028000	COLLAR BUSH. 6,2X10X21X14MM 08	2
42	0025060206	HH COLLAR SCREW M6X20 TX30	2
43	69008020000	BUSHING LICENSE PLATE BRACKET	2
44	0025050206	HH COLLAR SCREW M5X20 TX30	4
46	54603048100	RANGE CHANGE METAL NUT M6	4
50	60012081200	LICENCE FITTING 06	1
51	0024060156	HH COLLAR SCREW M6X15 TX30	4
52	0021060003	WASHER DIN9021-A 6,4	4
53	0985060003	SELF LOCK. NUT DIN0985-M 6	4
54	0966050163	OVAL HEAD SCREW DIN0966-M 5X16	2
55	40006006000	WASHER 6MM	2
56	0125050003	WASHER DIN0125-A 5,3	2
57	0985050003	SELF LOCKING NUT DIN0985-M 5	2
58	58412080000	REFLECTOR RED LC4 '98	1
59	58412080050	BRACKET FOR REFLECTOR	1
60	60114010070	EDGE PROTECTOR 14X9,5X66 MM 06	1
61	69003003055	SPECIAL SCREW M5X10 ISA15	2
62	69003003050	CLIPS SIDECOVER	2
70	0081060121	EJOT PT SCREW K60X12 1451	2
71	69008003050	WASHER PA 8,3X12X5	2
72	0021040003	WASHER DIN9021-A 4,3	8


C136930811

* NEW PART

X ON DEMAND

DECAL

1190 RC8 R WHITE EU 2013



1

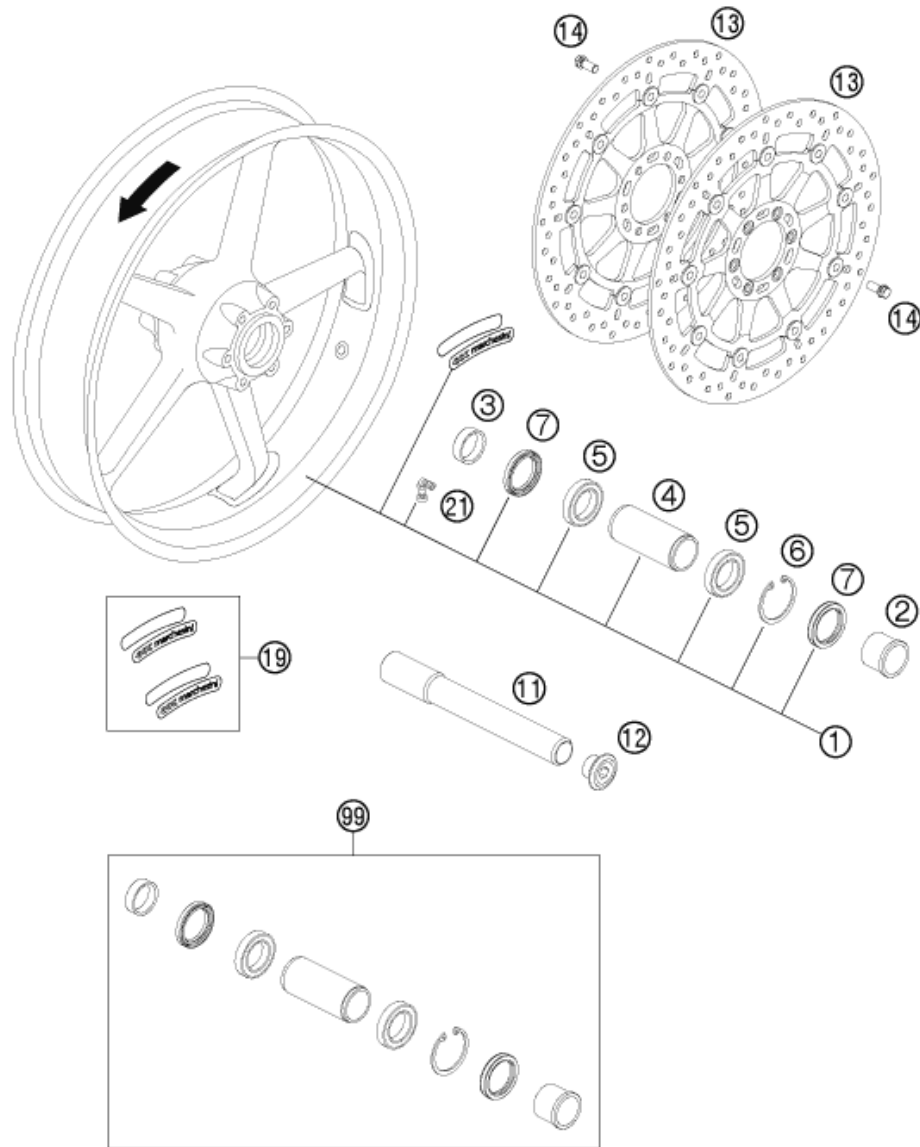
136930830

POS	PARTNUMBER	PARTNAME	PIECE
1*	69308099200	DECAL SET RC8 R WHITE 2013	1

C136930830

* NEW PART

X ON DEMAND



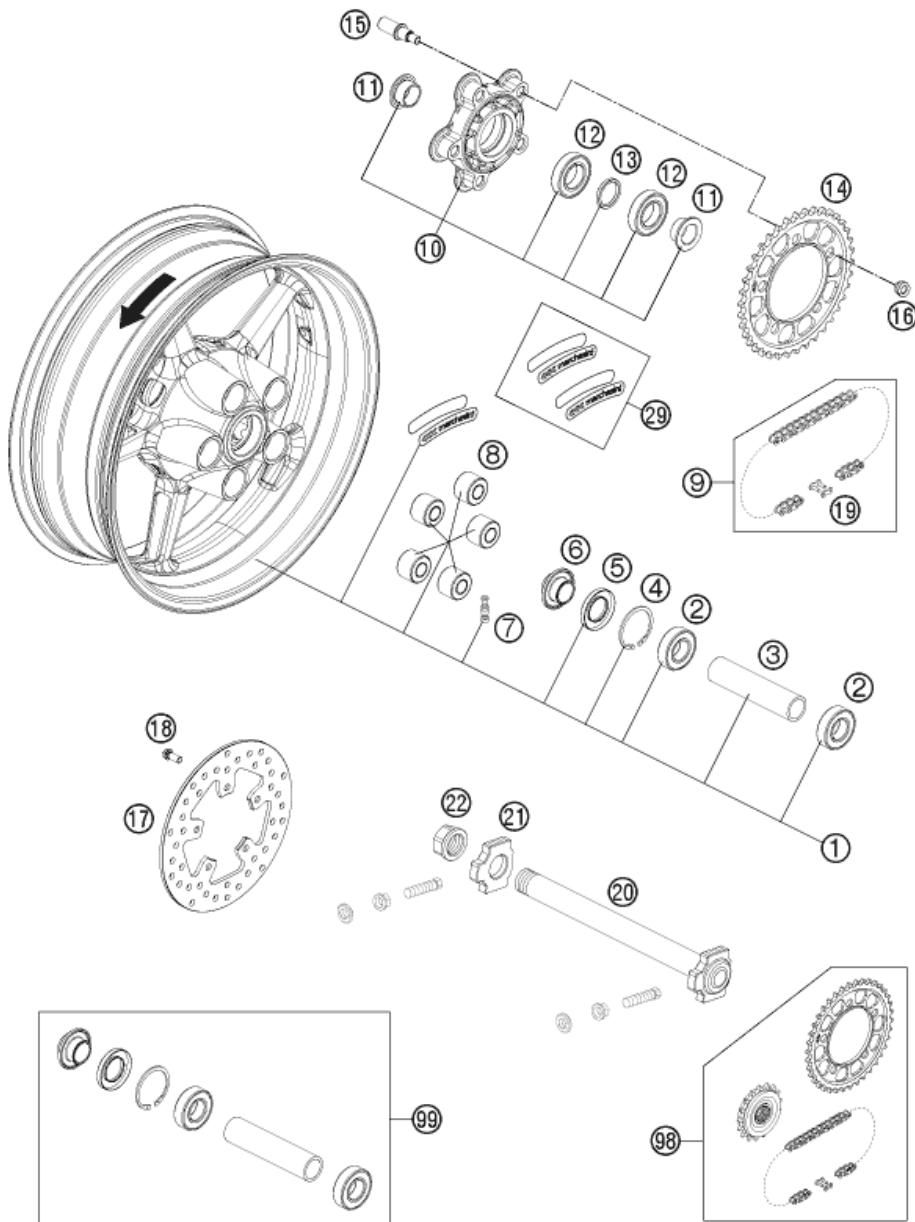
POS	PARTNUMBER	PARTNAME	PIECE
1*	6100900114430	FRONT WHEEL CPL. BLACK 10	1
2	61009012000	SPACER BUSH. FR. WHEEL L/S 05	1
3	60009013000	SPACER BUSH. FR. WHEEL R/S 03	1
4	61009011000	BEARING SPACER TUBE FRONT 05	1
5	0625069068	GR.BALL BEAR.6906 DDU2CG23S6NM	2
6	0472048175	LOCK RING DIN0472-48X1,75	1
7	0760354771	SHAFT SEAL RING 35X47X7 TC	2
11	61009081000	WHEEL SPINDEL FRONT 05	1
12	6900103600001	STEERING HEAD SCREW 09	1
13	6900906000030	BRAKE DISC FRONT D=320X5	2
14	61009062018	SPECIAL SCREW M8X18 05	12
19	00050000120	STICKER MARCH. 2L/S+2R/S WHITE	1
21	61009076000	VALVE ANGLED 90° 05	1
99	69009015000	FRONT WHEEL REPAIR KIT	1

116930910

C136930910

* NEW PART

X ON DEMAND



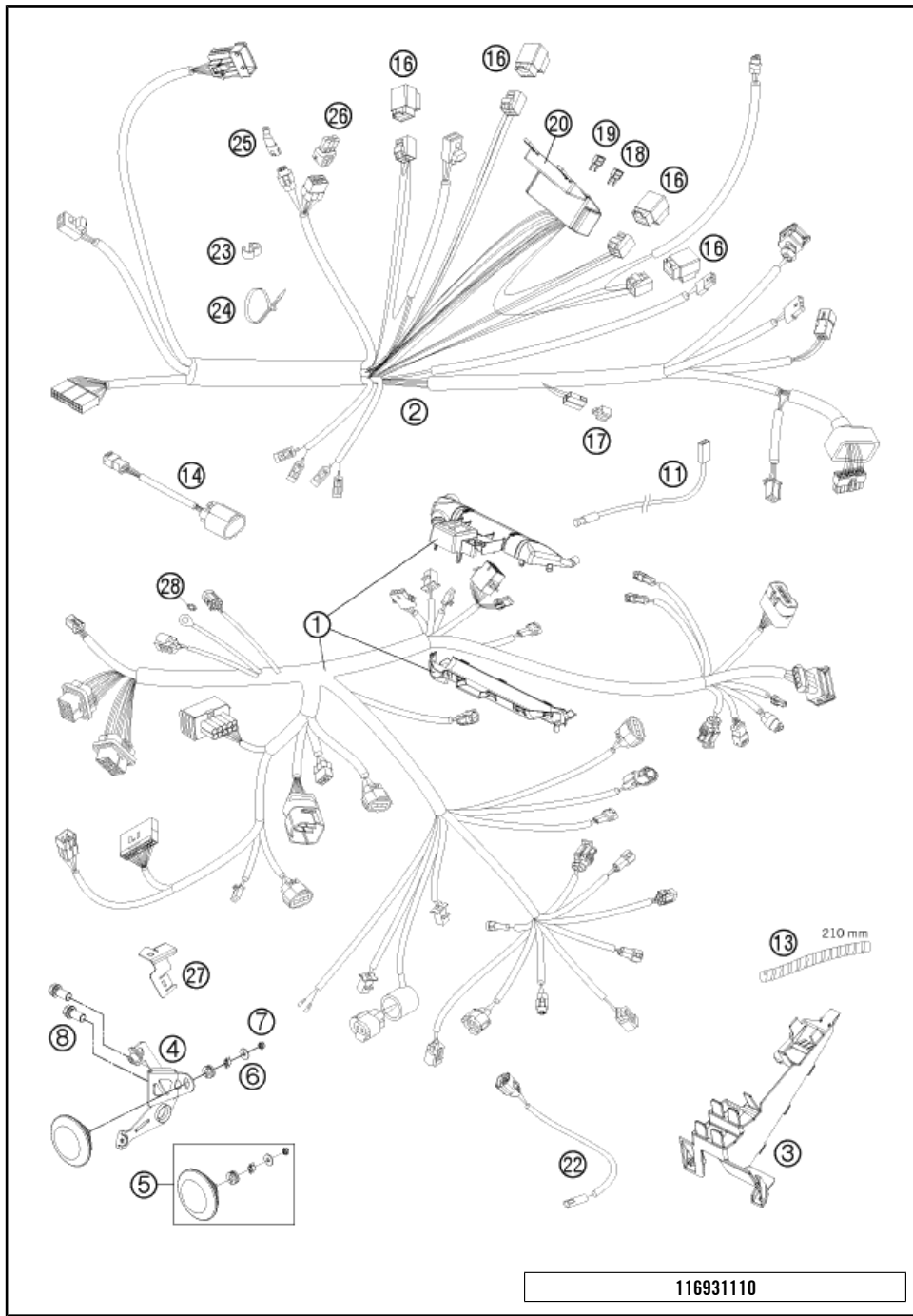
POS	PARTNUMBER	PARTNAME	PIECE
1*	6901000114430	REAR RIM 6X17" CPL. 09	1
2	0625062052	GR.BALL BEAR. 6205-2RSHC3HMTF7	2
3	69010011000	BEARING SPACER TUBE	1
4	0472052200	CIRCLIP DIN0472-52X2	1
5	0760305271	SHAFT SEAL RING 30X52X7	1
6	69010013000	DIST.BUSHING REAR WHEEL R/S 08	1
7	58709076000	VALVE CPL. BREMBO DUKE 2003	1
8	61010059000	DAMPING RUBBER 05	5
9	69010165108	CHAIN REGINA 525 108ROLLS 2010	1
10	6901005004430	SPROCKET SUPPORT CPL. BLACK	1
11	69010012000	SPACER CHAIN WHEEL SUPPORT	2
12	0625060060	BALL BEARING 6006 DDU2CG23S6NM	2
13	69010054000	BEAR.DIST. RING 30,3X37,8X4,65	1
14	61010051138	REAR SPROCKET 38-T STEEL 05	1
15	61010056000	BOLT FOR SPROCKET SUPPORT 05	5
16	61010057000	NUT REAR SPROCKET 05	5
17	69010060000	BRAKE DISC KTM 690 08	1
18	61009062018	SPECIAL SCREW M8X18 05	5
19	69010166000	CONNECTING LINK F. 69010165108	1
20	69010081144	WHEEL SPINDLE REAR CPL.	1
21	60010084000	CHAIN TENSIONER R/S LC8 03	1
22	61010086000	COLLAR NUT M25X1,5 WS=32 05	1
29	00050000120	STICKER MARCH. 2L/S+2R/S WHITE	1
98	00050002001	DRIVETRAIN KIT RC8/-R 17Z/38T	x
99	69010015000	REAR WHEEL REPAIR KIT	x

116931010

C136931010

* NEW PART

X ON DEMAND

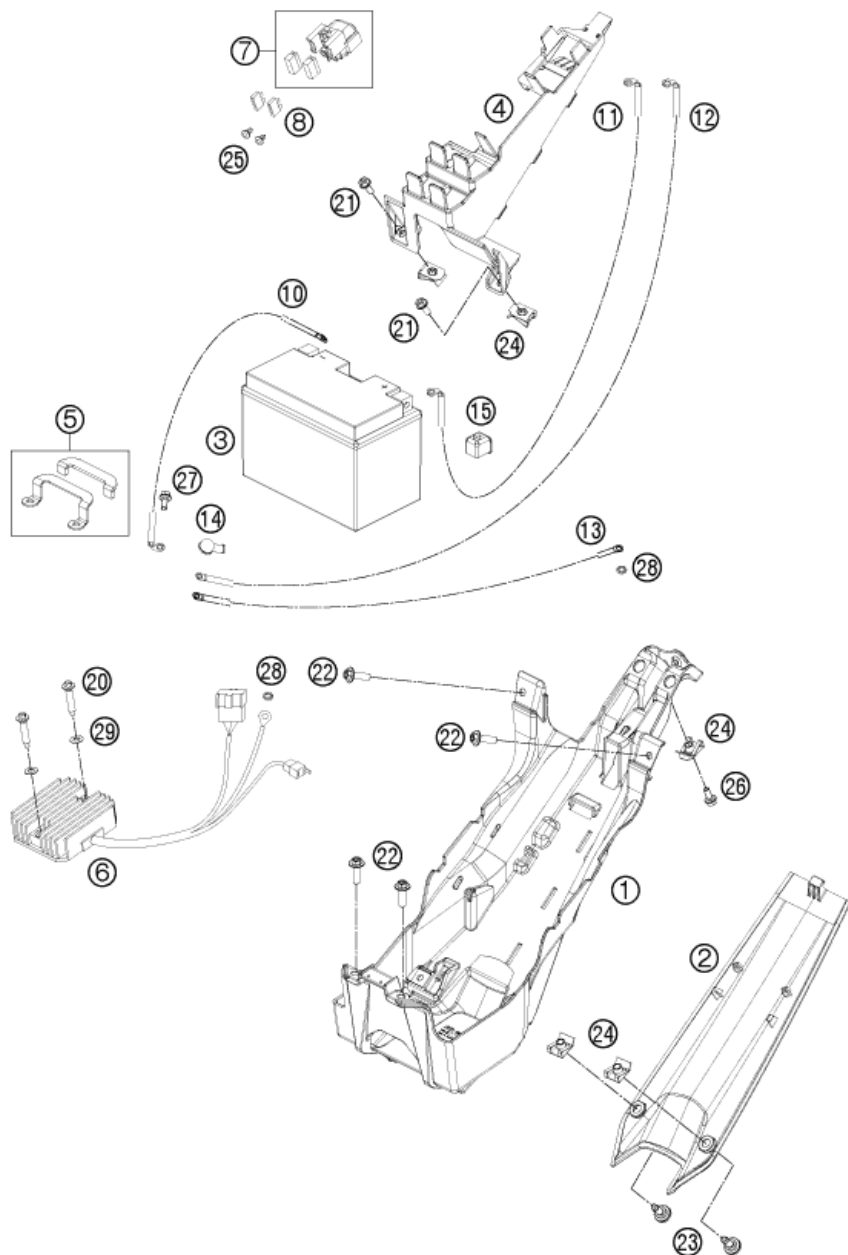


POS	PARTNUMBER	PARTNAME	PIECE
1	69311075000	WIRING HARNESS TWIN SPARK	1
2	69311077000	WIRING HARNESS REAR FRAME	1
3	69011048000	BRACKET FOR PLUGS	1
4	69011060010	HORN BRACKET RC8 CPL.	1
5	69011060000	HORN CPL.	1
6	0021050003	WASHER DIN9021-A 5,3	1
7	0985050003	SELF LOCKING NUT DIN0985-M 5	1
8	0025080166S	HH COLLAR SCREW M8X16 TX40	2
11	61111018000	TEMPERATURE SENSOR 07	1
13	58513001000	SPIRAL HOSE D=9MM PER METER	x
14	61111020000	STARTER INTERLOCK	1
16	61111057000	RELAY CM1A-R-12V-H80 07	4
17	58411096100	DIODE S3H-15 97	1
18	75011088015	FUSE 15A 07	x
19	75011088010	FUSE 10A 07	x
20	75011087050	RUBBER CASING FOR FUSE BOX	1
22	60211092000	OIL PRESSURE SWITCH CABLE	1
23	60111094000	CLAMP 5/7 MM 06	4
24	69011092000	CABLE TIE W. SOCKET D=6,5	2
24	44011076140	CABLE TIE 140/2,5MM BLACK	x
24	44011076200	CABLE TIE 200/3,6MM BLACK	x
24	44011076305	CABLE TIE 300/4,8MM BLACK	x
25	69011040000	END PLUG CAN-BUS 08	1
26	000700000BH	SPARE CONNECTOR BH 6-PINS	1
27	69011078050	BRACKET F. PLUG RC8 08	1
28	58411098100	CONTACT WASHER M6 VSV-K6	1

116931110

C116931110

* NEW PART X ON DEMAND



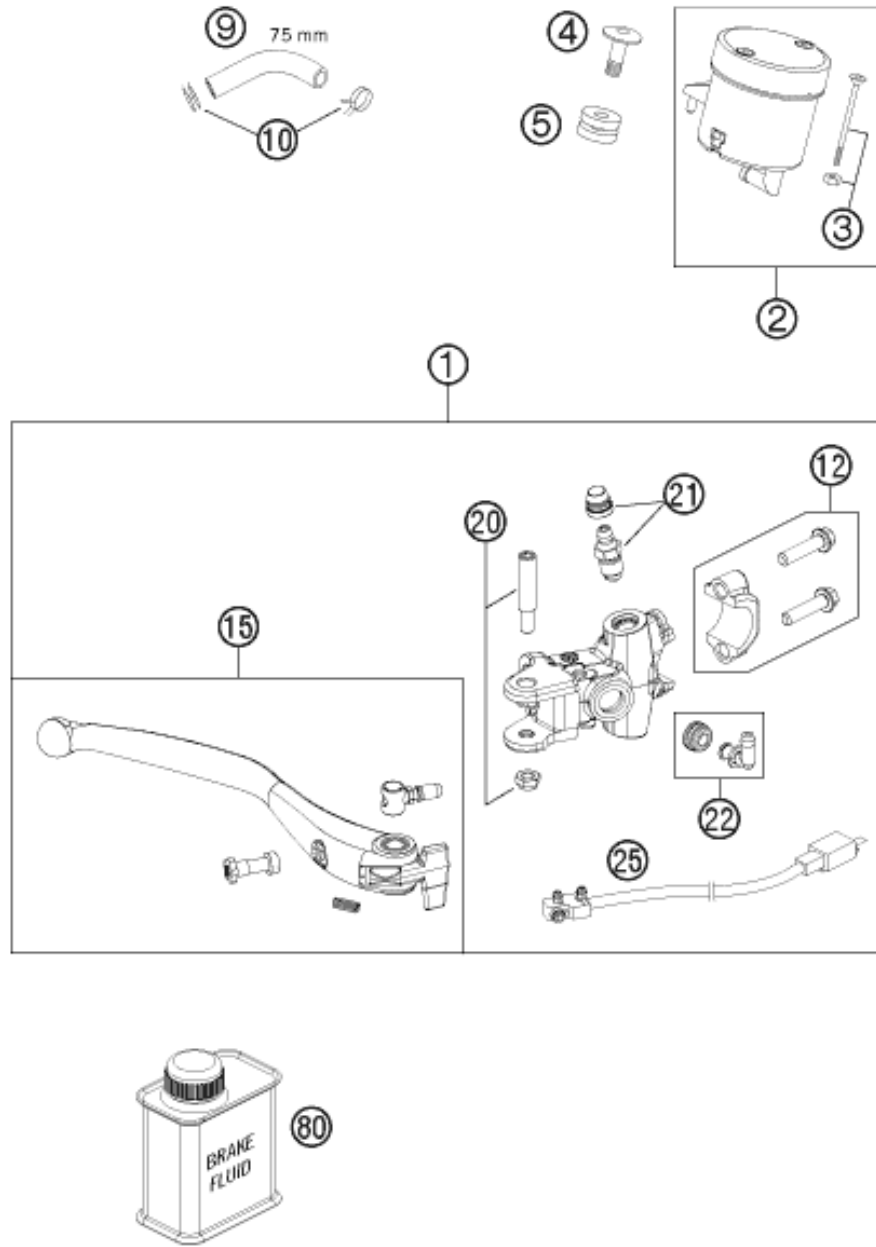
116931130

POS	PARTNUMBER	PARTNAME	PIECE
1	69008019100	TAIL END LOWER PART	1
2	6900803200033	LOWER REAR END PANEL	1
3	60011053000	BATTERY 12V/11AH 03	1
4	69011048000	BRACKET FOR PLUGS	1
5	69011055044	BATTERY RETAINING PLATE CPL.	1
6	60011034100	VOLTAGE REGULATOR	1
7	58211058000	STARTER RELAY 12V '99	1
8	58011109130	FUSE 30 A	2
10	69011097000	GROUND CABLE	1
11	69011059050	BATTERY CABLE	1
12	69011059000	STARTER CABLE	1
13	69011096000	GROUND CABLE STARTER TO FRAME	1
14	60040009000	RUBBER CAP STARTER PORT 03	1
15	69011059060	COVER F. POSITIVE POLE RC8 08	1
20	0017060303	SPECIAL SCREW T60 6X30 WS=6	2
21	58605083010	SCREW TORX M5X10 05	2
22	0024060206	HH COLLAR SCREW M6X20 TX30	4
23	69008021060	SPECIAL SCREW M5X17	2
24	69008021080	RANGE CHANGE METAL NUT M5	5
25	0902060083	AH OVAL SCREW ISO 7380 M 6X8	2
26	0025050126	HH COLLAR SCREW M5X12 TX30	1
27	0025060126	HH COLLAR SCREW M6X12 TX30	1
28	58411098100	CONTACT WASHER M6 VSV-K6	2
29	60007020040	PLASTIC WASHER 03	2

C116931130

* NEW PART

X ON DEMAND



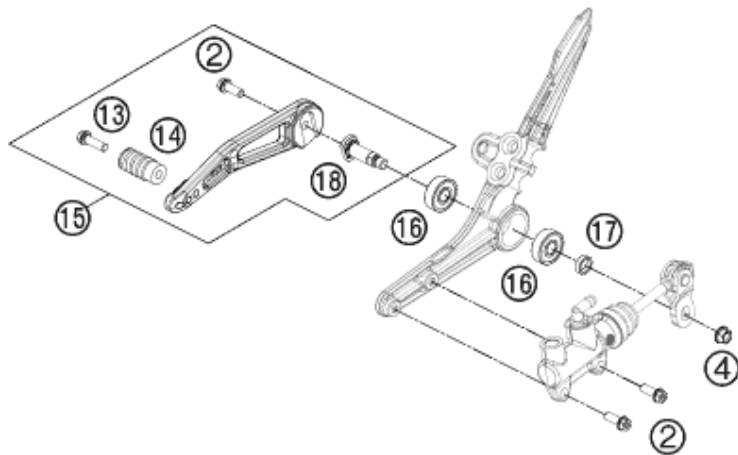
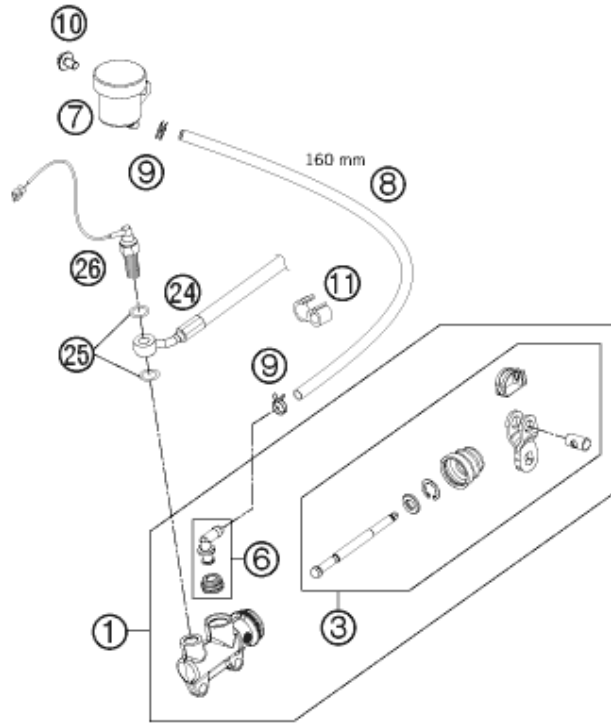
POS	PARTNUMBER	PARTNAME	PIECE
1	69013001100	HAND BRAKE CYL. RADIAL 18MM	1
2	61013009102	BRAKE FLUID RESERVOIR CPL.	1
3	61013009103	SCREW + NUT FOR RESERVOIR	1
4	61013013050	SCREW RET.PANEL-RESERVOIR	1
5	61013013000	RUBBER BUSH 05	1
9	69013069001	HOSE FOR RESERVOIR 6X1,5	x
10	58007017000	YDNAC CLAMP 10101 (10,4MM)	2
12	69013005000	CLAMP CPL. 08	1
15	61013002044	HAND BRAKE LEVER 05	1
20	61013006000	LEVER SCREW CPL. 05	1
21	60013020000	BLEEDER SCREW WITH CAP	1
22	54513155000	ANGLE PIECE	1
25	61011050000	BRAKE LIGHT SWITCH FRONT 05	1
80	00062030000	BRAKE FLUID DOT5.1 0,25L	1

116931310

C116931310

* NEW PART

X ON DEMAND



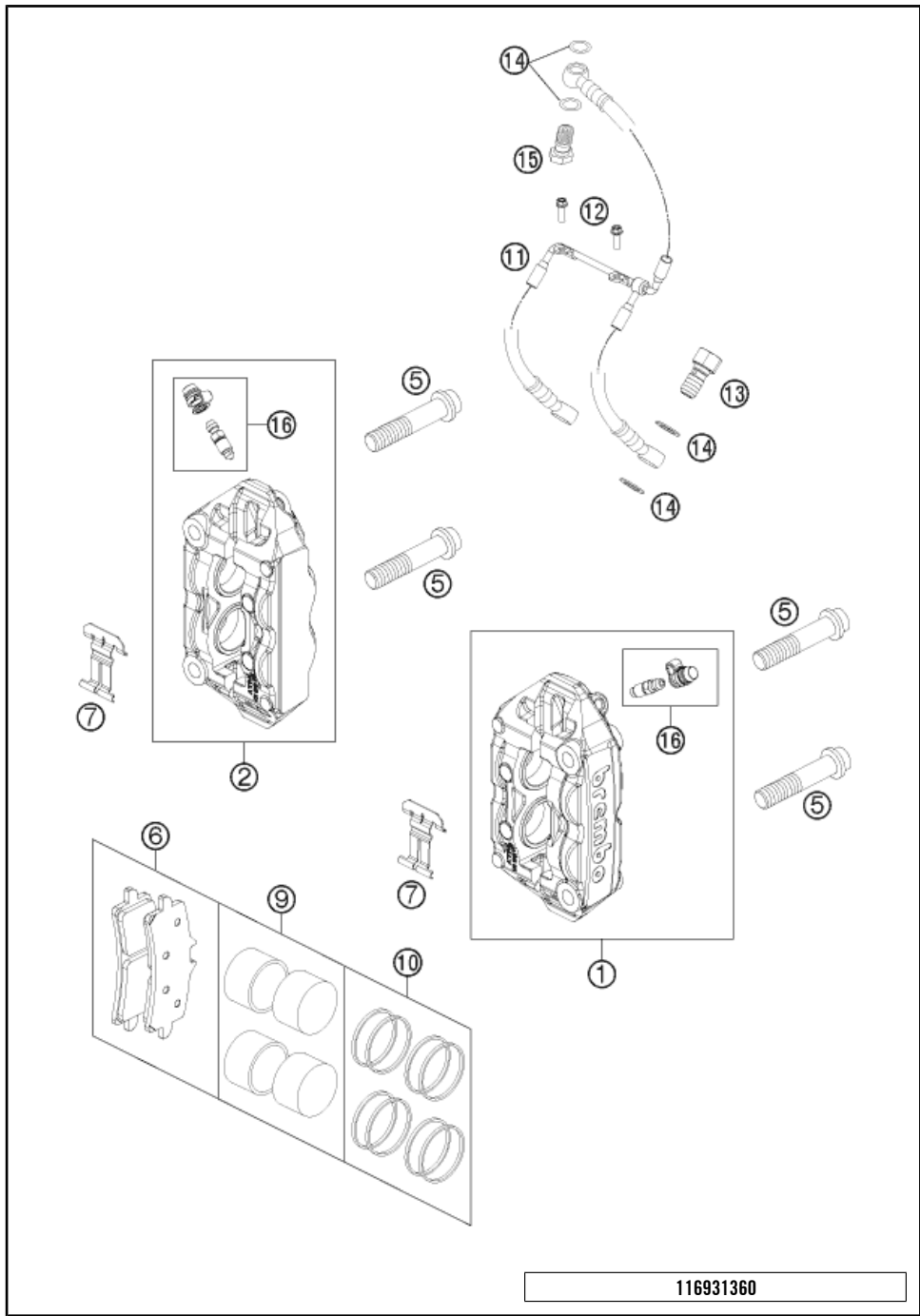
POS	PARTNUMBER	PARTNAME	PIECE
1	6901306014430	MAIN BRAKE CYLINDER REAR BLACK	1
2	0025060166S	HH COLLAR SCREW M6X16 ISA 30	3
3	69013062100	PUSH ROD SET	1
4	06923080000	HEXAGON NUT DIN EN 1661 A2 M8	1
6	54513155000	ANGLE PIECE	1
7	61013069000	RESERVOIR REAR CPL. 05	1
8	69013069001	HOSE FOR RESERVOIR 6X1,5	x
9	58007017000	YDNAC CLAMP 10101 (10,4MM)	2
10	69013099050	SCREW F. EXPANSION TANK	1
11	55011022100	CLAMP D=6/8MM, BLACK	1
13	0025060206S	HH COLLAR SCREW M6X20 TX30	1
14	58303060051	BRAKE LEVER PEDAL DUKE'94	1
15	6901305004433S	BRAKE LEVER CPL. RC8	1
16	0625060002	BALL BEARING SKF 6000-2RS1	2
17	69013054000	SPACER F. BRAKE-LEV.-REDIRECT.	1
18	69013051000	SHAFT F. BRAKE-LEV.-REDIRECT.	1
24	6901307200030	BRAKE TUBE REAR	1
25	0603100141	COPPER GASKET DIN7603-10X14X1	2
26	61011051000	BRAKE LIGHT SWITCH REAR 05	1

116931330

C116931330

* NEW PART

X ON DEMAND



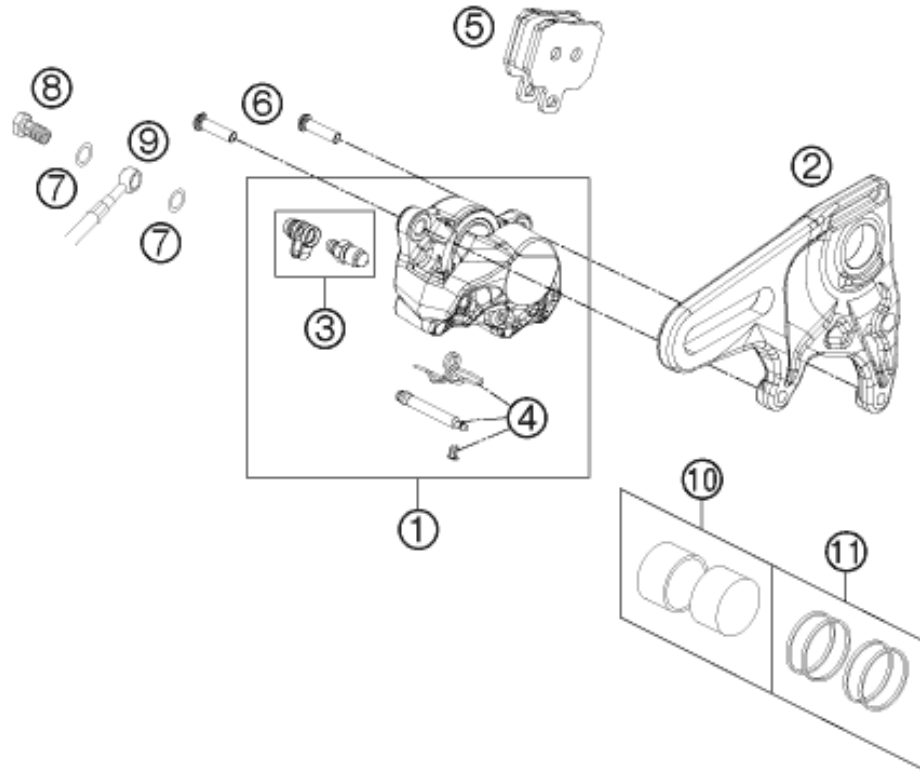
POS	PARTNUMBER	PARTNAME	PIECE
1	6901301510130	CALIPER L/S - WITHOUT PADS	1
2	6901301610130	CALIPER R/S - WITHOUT PADS	1
5	0035100559	AH-COLLAR SCREW M10X1,25X55	4
6	69013030000	BRAKE-PADS FRONT TOSH.TT2172HH	2
7	69013018000	SPRING PLATE	2
9	61013019000	BRAKE PISTONS 4X	2
10	69013019100	REPAIR KIT SEALING RINGS 4X	2
11	69013012000	BRAKE TUBE FRONT RC8	1
12	0025060126	HH COLLAR SCREW M6X12 TX30	2
13	54813020100	HOLLOW SCREW BLACK M10X1X19	2
14	0603100141	COPPER GASKET DIN7603-10X14X1	6
15	69013025000	HOLLOW SCREW M10X1X19 SW12	1
16	61013020100	BLEEDER SCREW WITH CAP	2

116931360

C116931360

* NEW PART

X ON DEMAND



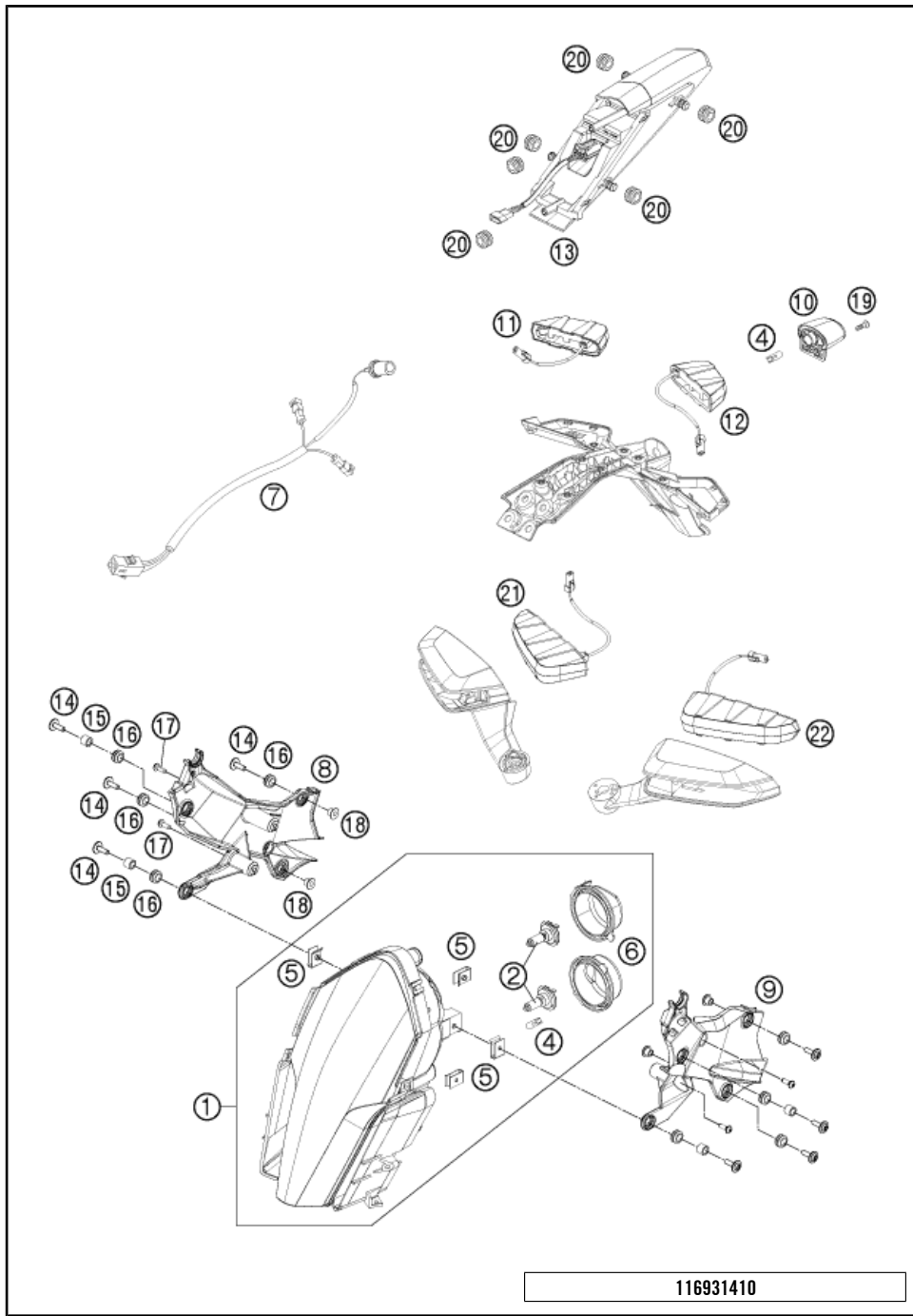
POS	PARTNUMBER	PARTNAME	PIECE
1	6901308000130	CALIPER REAR WITHOUT PADS	1
2	6901307500001	BRAKE-CALIPER SUPPORT	1
3	69013020000	BLEEDER SCREW WITH CAP	1
4	69013082000	BOLT KIT 08	1
5	69013090000	BRAKE-PADS REAR SBS S40GF	1
6	69013076000	SCREW F. BRAKE CALIPER	2
7	0603100141	COPPER GASKET DIN7603-10X14X1	2
8	54813020100	HOLLOW SCREW BLACK M10X1X19	1
9	6901307200030	BRAKE TUBE REAR	1
10	69013083000	REPAIR KIT BRAKEPISTON	1
11	69013081000	REPAIR KIT SEAL RING	1

116931390

C116931390

* NEW PART

X ON DEMAND



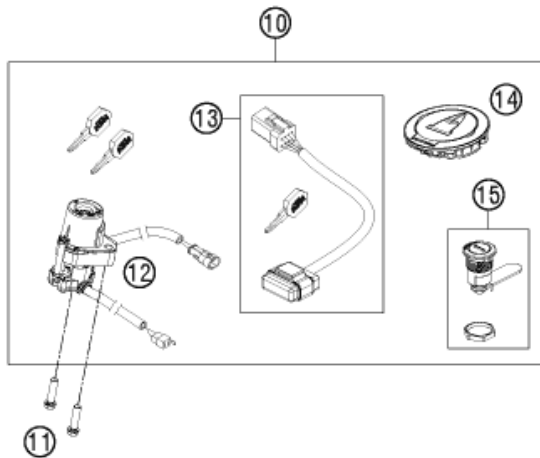
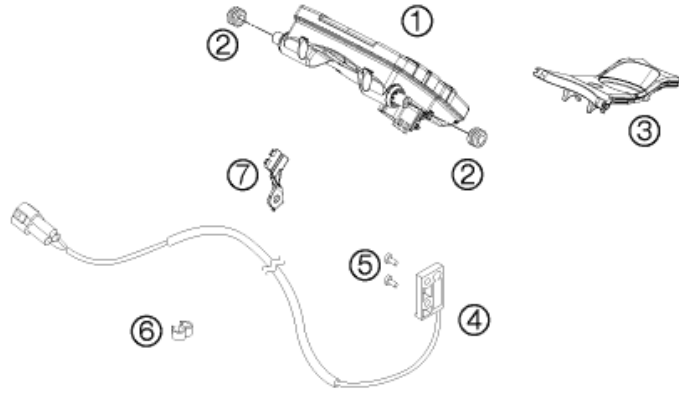
POS	PARTNUMBER	PARTNAME	PIECE
1	69314001000	HEADLIGHT LED	1
2	60014003100	BULB H7 12V 55W	2
4	49011435100	BULB 12V 5W (W2,1X9,5D) PHIL.	2
5	69008021080	RANGE CHANGE METAL NUT M5	4
6	69014001050	RUBBER CAP FOR HEADLIGHT 08	2
7	69011076000	WIRING HARN. NUMB.-PLATE ILLU.	1
8	6901401110033	HEAD LIGHT BRACKET R/S RC8	1
9	6901401000033	HEAD LIGHT BRACKET L/S 08	1
10	75014047000	LICENSE PLATE ILLUMINATION 07	1
11	69014025100	FLASHER REAR R/S EU	1
12	69014026100	FLASHER REAR L/S EU	1
13	69014040000	REAR LIGHT CPL.	1
14	69014017000	SPECIAL SCREW M6X18 ISA30 08	8
15	69014014000	BUSHING 6,1X9,2X7,5 08	4
16	60006001022	RUB.SLEEVE FLOAT CHAMB.VENTING	8
17	0081050161	EJOT PT SCREW K50X16 1451	4
18	69014015000	BUSHING HEAD LIGHT 08	4
19	0081040161	SCREW FOR PLASTIC K40X16 T20	1
20	69014078000	RUBBER SLEEVE 10X14X20 08	6
21	69014526100	FLASHER FR.R/S / RE.L/S USA	1
22	69014525100	FLASHER FR.L/S / RE.R/S USA	1

116931410

C116931410

* NEW PART

X ON DEMAND



13

ACHTUNG !!!	!	CAUTION !!!
Zum Anlernen des EWS-Steuergeräts sind ein roter und mindestens ein schwarzer Zündschlüssel erforderlich.	!	To program the ICU control unit, one red and at least one black ignition keys are required.

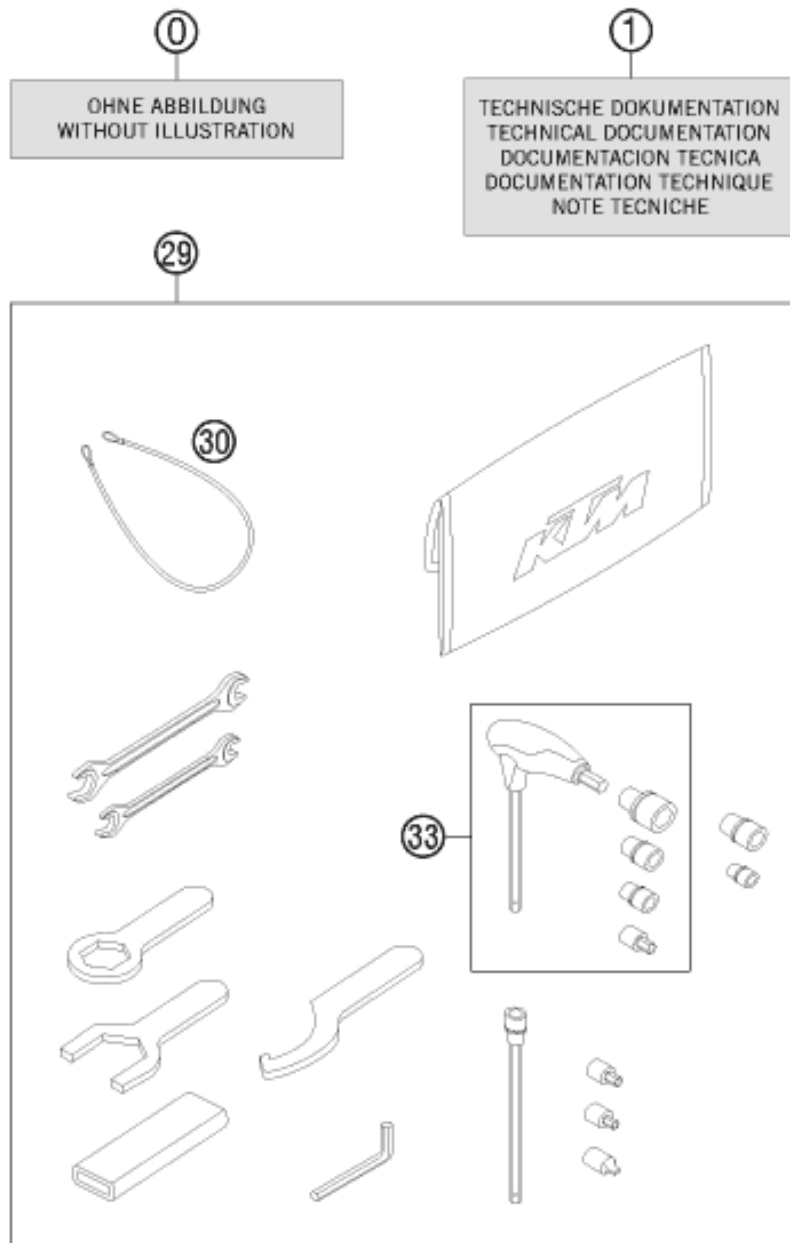
POS	PARTNUMBER	PARTNAME	PIECE
1*	69314069100	COMBINED INSTRUMENT	1
2	69014078000	RUBBER SLEEVE 10X14X20 08	2
3	69014012000	COVER IGNITION LOCK 08	1
4	61014068100	SPEEDOMETER SENSOR 10	1
5	0084040083	CYL.HEAD SCREW DIN0084-M 4X8 A	2
6	60111094000	CLAMP 5/7 MM 06	3
7	69101085000	SPEEDOMETER CABEL FIXING RC8	1
10	69011066244	LOCK SET RC8	1
11	0025080306S	HH COLLAR SCREW M8X30 TX40	2
12	69011066100	STARTER LOCK RACELOCK W. ANT.	1
13	69011021000	IMMOBILIZER WITH MASTERKEY	1
14	69007008100	TANK CAP	1
15	69007050000	SEAT LOCK	1

116931430

C136931430

* NEW PART

X ON DEMAND



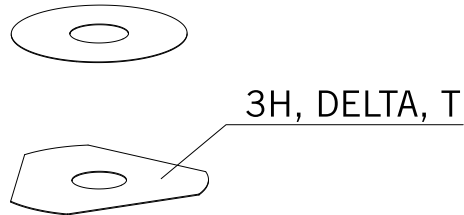
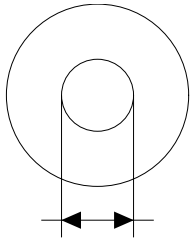
116932001

POS	PARTNUMBER	PARTNAME	PIECE
0	6900304803333S	FOOTR. SUP. REAR L/S CPL. BL.	1
0	6900304903333S	FOOTR. SUP. REAR R/S CPL. BL.	1
0	0025080556	HH COLLAR SCREW M8X55 TX40	4
0	60012081200	LICENCE FITTING 06	1
0	0024060156	HH COLLAR SCREW M6X15 TX30	4
0	0021060003	WASHER DIN9021-A 6,4	4
0	0985060003	SELF LOCK. NUT DIN0985-M 6	4
0	58412080050	BRACKET FOR REFLECTOR	1
0	40006006000	WASHER 6MM	2
0	0966050163	OVAL HEAD SCREW DIN0966-M 5X16	2
0	0985050003	SELF LOCKING NUT DIN0985-M 5	2
0	0125050003	WASHER DIN0125-A 5,3	2
0	58412080000	REFLECTOR RED LC4 '98	1
0	69007047000	PASSENGER SEAT	1
0	6900704705028	PASSENGER'S SEAT PLATE WHITE	2
0	00063099111	BAG FOR INSTRUCTION MANUAL	1
0	00063004202	PRINT LABEL 60X51 MM	1
0	312305	DOCUMENTS BAG 2006	1
0	312313	KTM BALLPOINT PEN ORANGE	1
0	3210040	CUSTOMER WELCOME LETTER	1
0	69002003100	DISTANCE BUSHING TRIPLE CLAMP	2
0	69008026060	WASHER RC8	2
0	69007040090	STICKER SEAT LOCKING	1
0	3212365GB	POWER WEAR TEASER 2012	1
0	3212335DE/GB	PP STREET POCKET FOLDER 2011	1
0	3212455GB	POWER WEAR FOLDER 2013	1
1	3211961EN	OWNERS MANUAL 1190 RC8 R 2013	1
29	69029099000	TOOL KIT	1
30	60012015000	HELMET LOCK 04	1
33	60029070200	T-WRENCH WS=6/8/10 TX=45 B&F	1

C136932001

* NEW PART

X ON DEMAND



- ⑤ Ø 5 mm
- ⑥ Ø 6 mm
- ⑧ Ø 8 mm
- ⑩ Ø 10 mm
- ⑫ Ø 12 mm
- ⑭ Ø 14-14,5 mm
- ⑯ Ø 16 mm
- ⑳ Ø 20 mm
- ㉑ Ø 21 mm
- ㉒ Ø 22 mm
- ㉓ Ø 23 mm
- ㉔ Ø 24,5 mm
- ㉘ Ø 28,5 mm
- ㉚ Ø 32 mm
- ㉜ Ø 52 mm

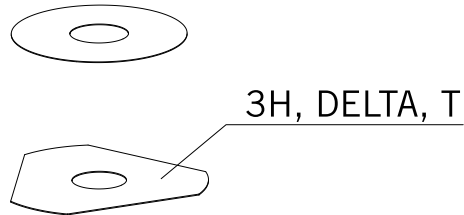
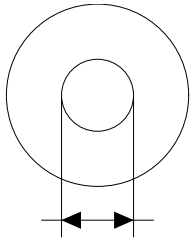
POS	PARTNUMBER	PARTNAME	PIECE
5	44906890	WASHER 5X15X2	X
6	40540400	SHIM 6X12X0,1	X
6	40540401	SHIM 6X14X0,1	X
6	40540402	SHIM 6X16X0,1	X
6	40540403	SHIM 6X18X0,1	X
6	40540404	SHIM 6X12X0,15	X
6	40540405	SHIM 6X14X0,15	X
6	40540406	SHIM 6X16X0,15	X
6	40540407	SHIM 6X18X0,15	X
6	40540408	SHIM 6X12X0,2	X
6	40540409	SHIM 6X14X0,2	X
6	40540410	SHIM 6X16X0,2	X
6	40540411	SHIM 6X18X0,2	X
6	48600095	* SHIM 6X20X0,20	X
6	40540412	SHIM 6X12X0,25	X
6	40540413	SHIM 6X14X0,25	X
6	40540414	SHIM 6X16X0,25	X
6	40540415	SHIM 6X18X0,25	X
6	40540417	SHIM 6X8,5X0,10	X
6	40540418	SHIM 6X9X0,10	X
6	40540419	SHIM 6X9,5X0,10	X
6	40540423	SHIM 6X9,5X0,15	X
6	40540425	SHIM 6X8,5X0,20	X
6	40540426	SHIM 6X9X0,20	X
6	40540427	SHIM 6X9,5X0,20	X
6	40540447	SHIM 6X10X0,3	X
6	40540449	SHIM 6X9X0,3	X
6	40540450	SHIM 6X9,5X0,3	X
6	40540494	SHIM 6X18X0,4	X
6	40540774	SHIM 6X18X0,1 DELTA	X
6	40541383	SHIM 6X11X0,1	X
6	40541391	SHIM 6X11X0,3	X
6	40541402	SHIM 6X11X0,2	X
6	40541403	SHIM 6X10X0,20	X
6	40541404	SHIM 6X10X0,1	X
6	40541405	SHIM 6X10X0,15	X
6	40541406	SHIM 6X11X0,15	X
6	40541408	SHIM 6X8,0X0,30	X

080000190

C130009090

* NEW PART

X ON DEMAND



- ⑤ Ø 5 mm
- ⑥ Ø 6 mm
- ⑧ Ø 8 mm
- ⑩ Ø 10 mm
- ⑫ Ø 12 mm
- ⑭ Ø 14-14,5 mm
- ⑯ Ø 16 mm
- ⑳ Ø 20 mm
- ㉑ Ø 21 mm
- ㉒ Ø 22 mm
- ㉓ Ø 23 mm
- ㉔ Ø 24,5 mm
- ㉘ Ø 28,5 mm
- ㉚ Ø 32 mm
- ㉜ Ø 52 mm

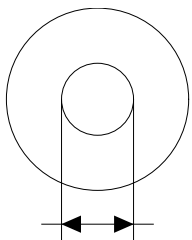
POS	PARTNUMBER	PARTNAME	PIECE
6	40541414	SHIM 6X8,0X0,10	X
6	40541416	SHIM 6X8X0,3	X
6	40541417	SHIM 6X11X0,25	X
6	48600102	* SHIM 6X24X0,25	X
6	48600063	SHIM 6X24X0,1	X
6	48600064	SHIM 6X22X0,1	X
6	48600065	SHIM 6X20X0,1	X
6	48600069	SHIM 6X20X0,15	X
6	48600100	SHIM 6X24X0,15	X
6	48600116	SHIM 6X24X0,1 DELTA	X
6	48600139	SHIM 6X22X0,1 DELTA	X
6	48600217	BACKPLATE 6X10X0,25	X
6	48600325	SHIM 6X13X0,1	X
6	48600327	SHIM 6X15X0,1	X
6	48600329	SHIM 6X17X0,1	X
6	48600331	SHIM 6X19X0,1	X
6	48600096	* SHIM 6X20X0,25	X
6	48600097	SHIM 6X22X0,15	X
6	48600099	* SHIM 6X22X0,25	X
6	40540448	BACKPLATE 6X8,5X0,30	X
6	48600479	SHIM 6X20X0,1 T/3H	X
6	48600332	SHIM 6X21X0,1	X
6	48600333	SHIM 6X23X0,1	X
6	40541393	* SHIM 6X12X0,3	X
6	48600330	SHIM 6X17X0,15	X
6	48600988	SHIM 6X28X0,10	X
6	48600989	SHIM 6X26X0,10	X
6	48601091	SHIM 6X28X0,15	X
6	48601093	SHIM 6X26X0,15	X
8	40540477	SHIM 8X18X0,4	X
8	43570120	SHIM 8X18X0,10	X
8	44916098	WASHER 8,4X16X0,8	X
8	44916130	WASHER 8,2X15X1	X
8	44916180	WASHER 8,2X11X1	X
8	48600214	SHIM 8X16X0,1	X
8	48600346	SHIM 8X11X0,2	X
8	48600215	CHECK VALVE 8X20X0,1	X
8	48600061	CHECK VALVE 8X24X0,4	X

080000190

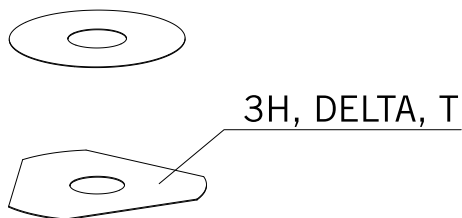
C130009090

* NEW PART

X ON DEMAND



- ⑤ Ø 5 mm
- ⑥ Ø 6 mm
- ⑧ Ø 8 mm
- ⑩ Ø 10 mm
- ⑫ Ø 12 mm
- ⑭ Ø 14-14,5 mm
- ⑯ Ø 16 mm
- ⑳ Ø 20 mm
- ㉑ Ø 21 mm
- ㉒ Ø 22 mm
- ㉓ Ø 23 mm
- ㉔ Ø 24,5 mm
- ㉘ Ø 28,5 mm
- ㉚ Ø 32 mm
- ㉜ Ø 52 mm



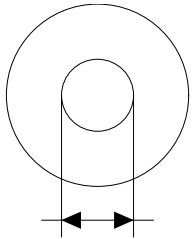
POS	PARTNUMBER	PARTNAME	PIECE
8	4860062	CHECK VALVE 8X24X0,1	X
8	48600216	CHECK VALVE 8X22X0,1	X
8	48600480	SHIM 8X10X0,20	X
8	48600555	SHIM 8X16X0,20	X
8	48600213	SHIM 8X14X0,10	X
8	48600357	CHECK VALVE 8X11X0,1	X
8	48600351	CHECK VALVE 8X12X0,1	X
8	48600607	SHUTTLE VALVE 8X20X0,4	X
8	48601095	SHIM 8X17X0,10	X
10	36120284	SHIM 10X16X0,10	X
10	36120298	SHIM 10X16X0,2	X
10	36120312	SHIM 10X16X0,30	X
10	36120314	SHIM 10X18X0,30	X
10	36120325	SHIM 10X19X0,15	X
10	36120327	SHIM 10X23X0,15	X
10	36120328	SHIM 10X25X0,15	X
10	36120329	SHIM 10X27X0,15	X
10	36120330	SHIM 10X29X0,15	X
10	36120331	SHIM 10X31X0,15	X
10	36120332	SHIM 10X33X0,15	X
10	36120334	SHIM 10X21X0,20	X
10	36120335	SHIM 10X23X0,20	X
10	36120336	SHIM 10X25X0,20	X
10	36120337	SHIM 10X27X0,20	X
10	36120338	SHIM 10X29X0,20	X
10	36120339	SHIM 10X31X0,20	X
10	36120340	SHIM 10X33X0,20	X
10	36120342	SHIM 10X21X0,25	X
10	36120343	SHIM 10X23X0,25	X
10	36120344	SHIM 10X25X0,25	X
10	36120345	SHIM 10X27X0,25	X
10	36120349	SHIM 10X19X0,30	X
10	36120350	SHIM 10X21X0,30	X
10	40140275	WASHER 10X35X0,15	X
10	36120346	* SHIM 10X29X0,25	X
10	50180010	* SHIM 16X24X0,10	X
10	36120604	SHIM D10XD22X2,5	X
12	46810490	SHIM 12X24X0,20	X

080000190

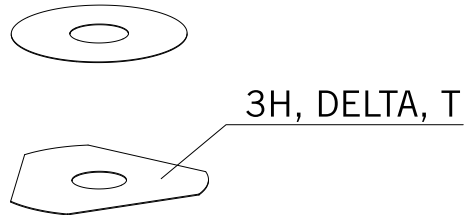
C130009090

* NEW PART

X ON DEMAND



- ⑤ Ø 5 mm
- ⑥ Ø 6 mm
- ⑧ Ø 8 mm
- ⑩ Ø 10 mm
- ⑫ Ø 12 mm
- ⑭ Ø 14-14,5 mm
- ⑯ Ø 16 mm
- ⑳ Ø 20 mm
- ㉑ Ø 21 mm
- ㉒ Ø 22 mm
- ㉓ Ø 23 mm
- ㉔ Ø 24,5 mm
- ㉘ Ø 28,5 mm
- ㉚ Ø 32 mm
- ㉞ Ø 52 mm



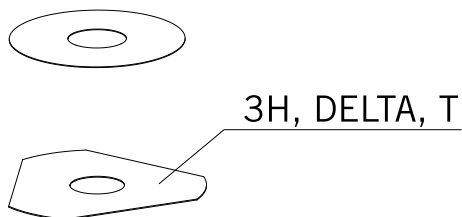
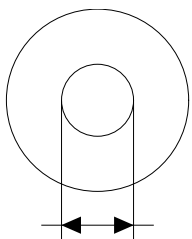
POS	PARTNUMBER	PARTNAME	PIECE
12	46810491	SHIM 12X26X0,20	X
12	46810492	SHIM 12X28X0,20	X
12	46810493	SHIM 12X30X0,20	X
12	46810494	SHIM 12X32X0,20	X
12	46810495	SHIM 12X34X0,20	X
12	46810496	SHIM 12X36X0,20	X
12	46810497	SHIM 12X38X0,20	X
12	46810498	SHIM 12X40X0,20	X
12	46810499	SHIM 12X24X0,25	X
12	46810500	SHIM 12X26X0,25	X
12	46810501	SHIM 12X28X0,25	X
12	46810502	SHIM 12X30X0,25	X
12	46810504	SHIM 12X34X0,25	X
12	46810505	SHIM 12X36X0,25	X
12	46810507	SHIM 12X40X0,25	X
12	46810508	SHIM 12X24X0,30	X
12	46810509	SHIM 12X26X0,30	X
12	46810510	SHIM 12X28X0,30	X
12	46810512	SHIM 12X32X0,30	X
12	46810513	SHIM 12X34X0,30	X
12	46810518	SHIM 12X26X0,15	X
12	46810519	SHIM 12X28X0,15	X
12	46810520	SHIM 12X30X0,15	X
12	46810521	SHIM 12X32X0,15	X
12	46810522	SHIM 12X34X0,15	X
12	46810523	SHIM 12X36X0,15	X
12	46810524	SHIM 12X38X0,15	X
12	46810525	SHIM 12X40X0,15	X
12	46810604	SHIM 12X20X0,10	X
12	46810606	SHIM 12X22X0,10	X
12	46810607	SHIM 12X23X0,10	X
12	46810608	SHIM 12X24X0,10	X
12	46810610	SHIM 12X27X0,15	X
12	46810611	SHIM 12X18X0,15	X
12	46810612	SHIM 12X19X0,15	X
12	46810615	SHIM 12X22X0,15	X
12	46810636	BACKPLATE 12X16X0,30	X
12	46810637	BACKPLATE 12X17X0,30	X

080000190

C130009090

* NEW PART

X ON DEMAND



- ⑤ Ø 5 mm
- ⑥ Ø 6 mm
- ⑧ Ø 8 mm
- ⑩ Ø 10 mm
- ⑫ Ø 12 mm
- ⑭ Ø 14-14,5 mm
- ⑯ Ø 16 mm
- ⑳ Ø 20 mm
- ㉑ Ø 21 mm
- ㉒ Ø 22 mm
- ㉓ Ø 23 mm
- ㉔ Ø 24,5 mm
- ㉘ Ø 28,5 mm
- ㉚ Ø 32 mm
- ㉜ Ø 52 mm

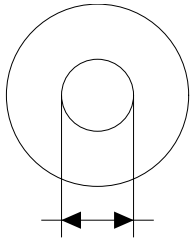
POS	PARTNUMBER	PARTNAME	PIECE
12	46810638	BACKPLATE 12X18X0,30	X
12	46810639	SHIM 12X19X0,30	X
12	46810641	BACKPLATE 12X21X0,30	X
12	46811582	BACKPLATE 12X30X0,10	X
12	46810631	SHIM 12X20X0,25	X
12	46810633	SHIM 12X22X0,25	X
12	46811580	SHIM 12X32X0,10	X
12	46810503	SHIM 12X32X0,25	X
12	46810517	* SHIM 12X24X0,15	X
12	46810640	SHIM 12X20X0,30	X
14	46811046	SHIM 14,5X35,4X1,25	X
16	50180023	* SHIM 16X23X0,20	X
16	50180030	SHIM	X
16	50180006	BACKPLATE 16X20X0,10	X
16	50180007	SHIM 16X21X0,10	X
16	50180028	SHIM 16X21X0,25	X
16	50180210	WASHER 16X21X1	X
16	50180008	SHIM 16X22X0,10	X
16	50180022	SHIM 16X22X0,20	X
16	50180037	SHIM 16X23X0,30	X
16	50180038	SHIM 16X24X0,30	X
16	50180032	SHIM 15X25X0,25	X
16	50180039	SHIM 16X25X0,30	X
16	50180012	SHIM 16X26X0,10	X
16	50180019	SHIM 16X26X0,15	X
16	50180026	SHIM 16X26X0,20	X
16	50180040	SHIM 16X26X0,30	X
16	50180041	SHIM 16X28X0,10	X
16	50180045	SHIM 16X28X0,15	X
16	50180054	SHIM 16X28X0,20	X
16	50180063	SHIM 16X28X0,25	X
16	50180072	SHIM 16X28X0,30	X
16	50180046	SHIM 16X30X0,15	X
16	50180055	SHIM 16X30X0,20	X
16	50180064	SHIM 16X30X0,25	X
16	50180073	SHIM 16X30X0,30	X
16	50180047	SHIM 16X32X0,15	X
16	50180056	SHIM 16X32X0,20	X

080000190

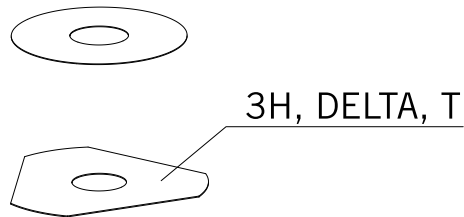
C130009090

* NEW PART

X ON DEMAND



- ⑤ Ø 5 mm
- ⑥ Ø 6 mm
- ⑧ Ø 8 mm
- ⑩ Ø 10 mm
- ⑫ Ø 12 mm
- ⑭ Ø 14-14,5 mm
- ⑯ Ø 16 mm
- ⑳ Ø 20 mm
- ㉑ Ø 21 mm
- ㉒ Ø 22 mm
- ㉓ Ø 23 mm
- ㉔ Ø 24,5 mm
- ㉘ Ø 28,5 mm
- ㉚ Ø 32 mm
- ㉜ Ø 52 mm



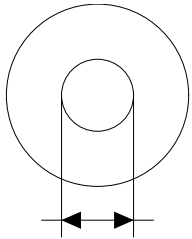
POS	PARTNUMBER	PARTNAME	PIECE
16	50180065	SHIM 16X32X0,25	X
16	50180074	SHIM 16X32X0,30	X
16	50180044	SHIM 16X34X0,10	X
16	50180048	SHIM 16X34X0,15	X
16	50180057	SHIM 16X34X0,20	X
16	50180066	SHIM 16X34X0,25	X
16	50180075	SHIM 16X34X0,30	X
16	50180049	SHIM 16X36X0,15	X
16	50180058	SHIM 16X36X0,20	X
16	50180067	SHIM 16X36X0,25	X
16	50180076	SHIM 16X36X0,30	X
16	50180050	SHIM 16X38X0,15	X
16	50180059	SHIM 16X38X0,20	X
16	50180068	SHIM 16X38X0,25	X
16	50180077	SHIM 16X38X0,30	X
16	50180051	SHIM 16X40X0,15	X
16	50180060	SHIM 16X40X0,20	X
16	50180069	SHIM 16X40X0,25	X
16	50180078	SHIM 16X40X0,30	X
16	50180052	SHIM 16X42X0,15	X
16	50180061	SHIM 16X42X0,20	X
16	50180070	SHIM 16X42X0,25	X
16	50180079	SHIM 16X42X0,30	X
16	50180053	SHIM 16X44X0,15	X
16	50180062	SHIM 16X44X0,20	X
16	50180071	SHIM 16X44X0,25	X
16	50180080	SHIM 16X44X0,30	X
16	50180177	WASHER 16X8,2X0,6	X
16	50180033	SHIM 16X26X0,25	X
16	50180034	BACKPLATE 16X20X0,30	X
16	50180035	BACKPLATE 16X21X0,30	X
16	50180036	BACKPLATE 16X22X0,30	X
16	50180043	SHIM	X
16	50180024	* SHIM 16X24X0,20	X
16	50180027	* SHIM 16X20X0,25	X
16	50180031	SHIM	X
20	48600212	PRESSURE-RING 20X16,25X0,20	X
20	50180666	SHIM 20X24X0,30	X

080000190

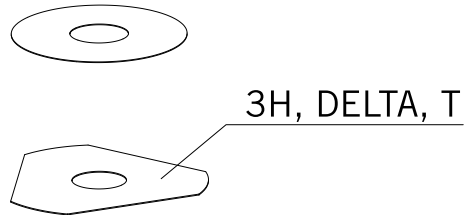
C130009090

* NEW PART

X ON DEMAND



- ⑤ Ø 5 mm
- ⑥ Ø 6 mm
- ⑧ Ø 8 mm
- ⑩ Ø 10 mm
- ⑫ Ø 12 mm
- ⑭ Ø 14-14,5 mm
- ⑯ Ø 16 mm
- ⑳ Ø 20 mm
- ㉑ Ø 21 mm
- ㉒ Ø 22 mm
- ㉓ Ø 23 mm
- ㉔ Ø 24,5 mm
- ㉘ Ø 28,5 mm
- ㉚ Ø 32 mm
- ㉜ Ø 52 mm




POS	PARTNUMBER	PARTNAME	PIECE
20	50180654	SHIM 20X36X0,20	X
20	50180655	SHIM 20X38X0,20	X
20	50180656	SHIM 20X40X0,20	X
20	50180665	SHIM 20X40X0,25	X
20	50180662	SHIM 20X34X0,25	X
20	50180657	SHIM 20X24X0,25	X
20	50180653	SHIM 20X34X0,20	X
20	50180634	RING 20X22,9X1	X
20	50180650	SHIM 20,2X28X0,20	X
20	50180663	SHIM 20X36X0,25	X
20	50180664	SHIM 20X38X0,25	X
20	50180659	SHIM 20,2X28X0,25	X
21	50180209	WASHER 21X36X0,25	X
22	50180330	* PRESS. RING 22X18X0,30	X
23	50180635	SHUTTLE VALVE 23X38X0,25	X
23	50180578	SHIM D23XD16X2	X
24	40541061	WASHER 24,5X34X2	X
28	36120469	SHIM 28,5X14X2	X
28	36120471	SHIM 28,5X14X5	X
32	48600460	WASHER 32X42X2,5	X
32	50600065	SHIM 32X45X2	X
32	46811637	PRESSURE RING 36X32,25	X
52	50600002	SHIM 52X59X2,2	X


080000190

C130009090

* NEW PART

X ON DEMAND





WWW.KTM.COM



KTM-Sportmotorcycle AG
5230 Mattighofen, Austria
www.ktm.com



KTM_POWERPARTS

KTM_POWERWEAR

KTM_ORIGINAL SPARE PARTS



3CFF9903M1EN

Art. Nr.: 3CFF9903M1EN 6. Dez. 2012