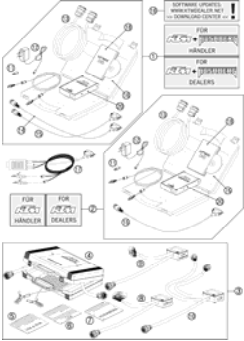
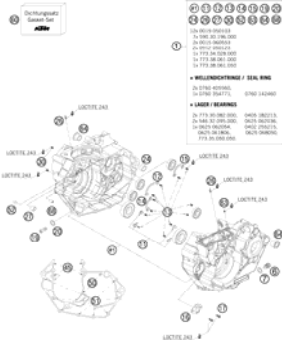

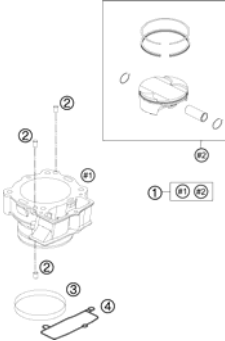
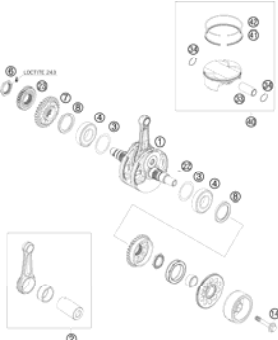

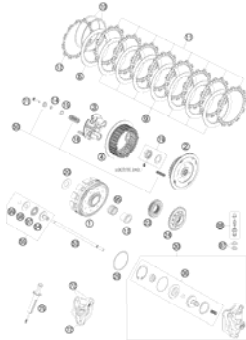
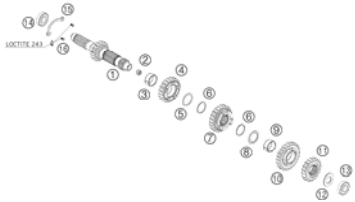
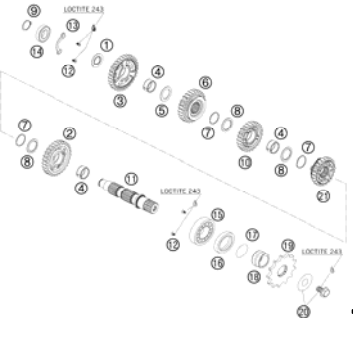
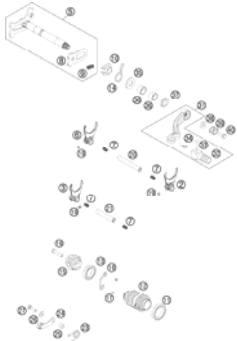
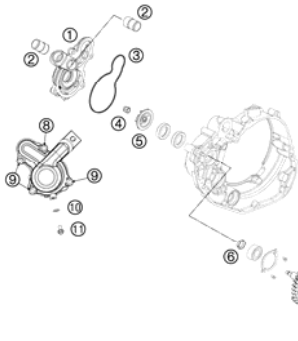
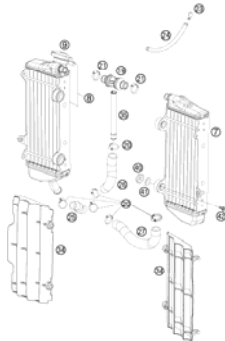


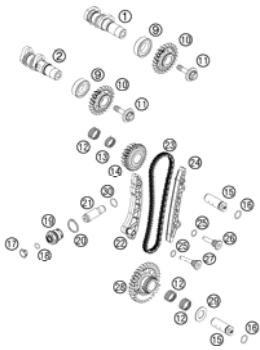
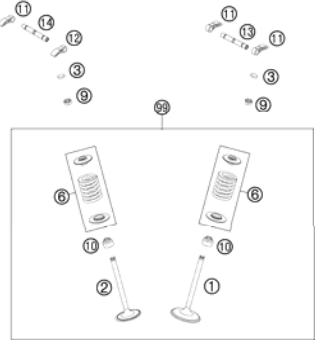
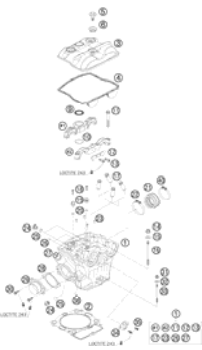

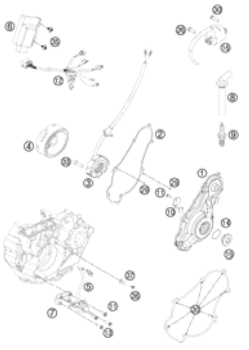
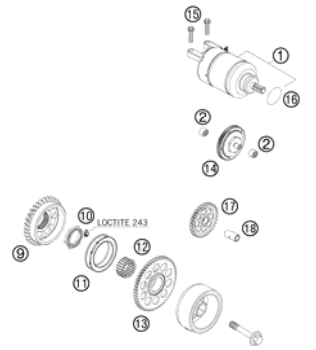

SPARE PARTS MANUAL: ENGINE

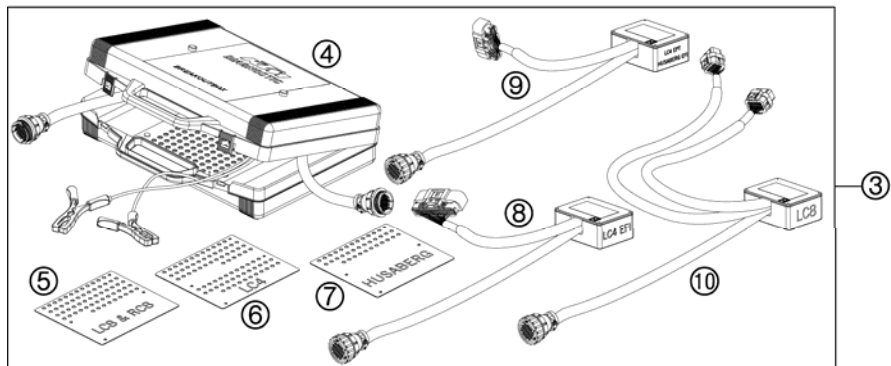
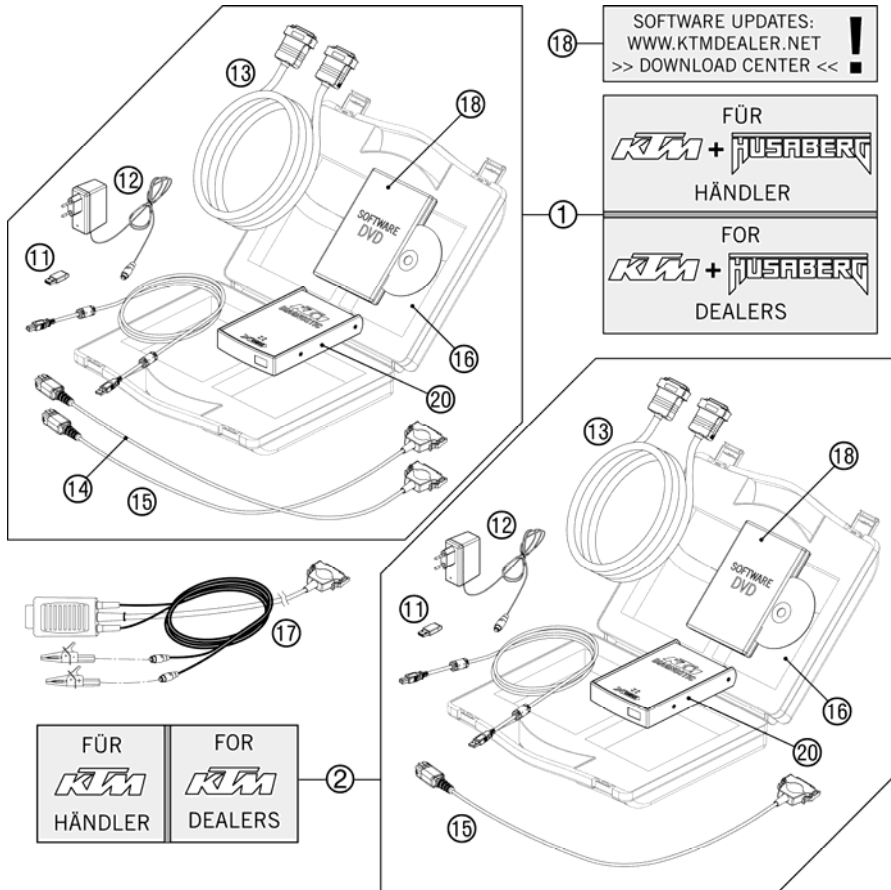
ART.NO.: 3CM089260LEN

ENGLISH



<p>DIAGNOSTIC TOOL</p>  <p>3</p>	<p>ENGINE CASE</p>  <p>4</p>	<p>CLUTCH COVER</p>  <p>5</p>	<p>CYLINDER</p>  <p>6</p>
<p>CRANKSHAFT, PISTON</p>  <p>7</p>	<p>CARBURETOR</p>  <p>8</p>	<p>CLUTCH</p>  <p>10</p>	<p>TRANSMISSION I - MAIN SHAFT</p>  <p>11</p>
<p>TRANSMISSION II - COUNTERSHAFT</p>  <p>12</p>	<p>SHIFTING MECHANISM</p>  <p>13</p>	<p>WATER PUMP</p>  <p>14</p>	<p>COOLING SYSTEM</p>  <p>15</p>

<p>TIMING DRIVE</p>  <p style="text-align: right;">16</p>	<p>VALVE DRIVE</p>  <p style="text-align: right;">17</p>	<p>CYLINDER HEAD</p>  <p style="text-align: right;">18</p>	<p>LUBRICATING SYSTEM</p>  <p style="text-align: right;">19</p>
<p>IGNITION SYSTEM</p>  <p style="text-align: right;">20</p>	<p>ELECTRIC STARTER</p>  <p style="text-align: right;">21</p>		
	<div style="display: flex; align-items: center;">  <p> All information contained is without obligation. KTM-Sportmotorcycle AG particularly reserves the right to modify any equipment, technical specifications, prices, colors, shapes, materials, services, service work, constructions, equipment and the like so as to adapt them to local conditions or to cancel any of the above items, all without previous announcement and without giving reasons. KTM may stop manufacturing certain models without previous notice. KTM shall not be held liable for any deviations of availability and/or ability to deliver, illustrations, descriptions, printing and/or other errors. The illustrated models partly contain extra equipment, which is not applied to standard models. © by KTM-SPORTMOTORCYCLE AG, Mattighofen AUSTRIA; All rights reserved; Reprint, also in extracts, with written allowance of KTM-SPORTMOTORCYCLE AG, Mattighofen only. </p> </div>		



SOFTWARE UPDATES:
WWW.KTMDEALER.NET
>> DOWNLOAD CENTER << !

FÜR
KTM + HUSABERG
HÄNDLER

FOR
KTM + HUSABERG
DEALERS

FÜR
KTM
HÄNDLER

FOR
KTM
DEALERS

FIG	PART NUMBER	DESCRIPTION	QTY
1	00029096200	DIAGNOSTIC TOOL HUSABERG/KTM	1
2	00029096100	DIAGNOSTIC TOOL KTM	1
3	00029095000	BREAKOUT-BOX KPL.	1
4	00029095001	BREAKOUT-BOX	1
5	00029095005	TEMPLATE LC8 / RC8	1
6	00029095006	TEMPLATE LC4	1
7	00029095007	TEMPLATE HUSABERG	1
8	00029095003	ADAPTER LC4 EFI	1
9	00029095004	ADAPTER LC4 EPT/HUSABERG EFI	1
10	00029095002	ADAPTER LC8	1
11	00029096006	DIAGNOSTIC HASP DONGLE XC1	2
12	00029096003	POWERSUPPLY 220V/12V FOR AVL	2
13	00029096002	EXTENSION CABLE	2
14	00029096001	DIAGNOSTIC CABLE HUSABERG	1
15	00029096009	DIAGNOSTIC CABLE KTM	2
16	00029096004	CASE FOR DIAGNOSTIC-TOOL	1
17	00029096010	DIAGN. CABLE EXT. POWER SUPPLY	1
18	00029096007	DVD KTM XC-1 UPDATE V2.0	2
20	00029096011	FRAME XC_1 SCANBOX KTM	1

100002921 / C100002921

* NEW PART

X AS REQUIRED



- | | | | | | | | |
|----|----|----|----|----|----|----|----|
| #1 | 11 | 12 | 13 | 14 | 15 | 19 | 20 |
| 24 | 26 | 27 | 30 | 52 | 63 | 64 | 68 |
- 12x 0019 050103
7x 590.30.196.000
2x 0015 060553
2x 0912 050123
1x 773.34.028.000
1x 773.38.061.000
1x 773.38.061.050
- + WELLENDICHRINGE / SEAL RING**
- 2x 0760 405560,
1x 0760 354771, 0760 142460
- + LAGER / BEARINGS**
- 2x 773.30.082.000, 0405 182213,
2x 546.32.095.000, 0625 062036,
1x 0625 062054, 0402 255215,
0625 061806, 0625 068050,
773.35.050.050.

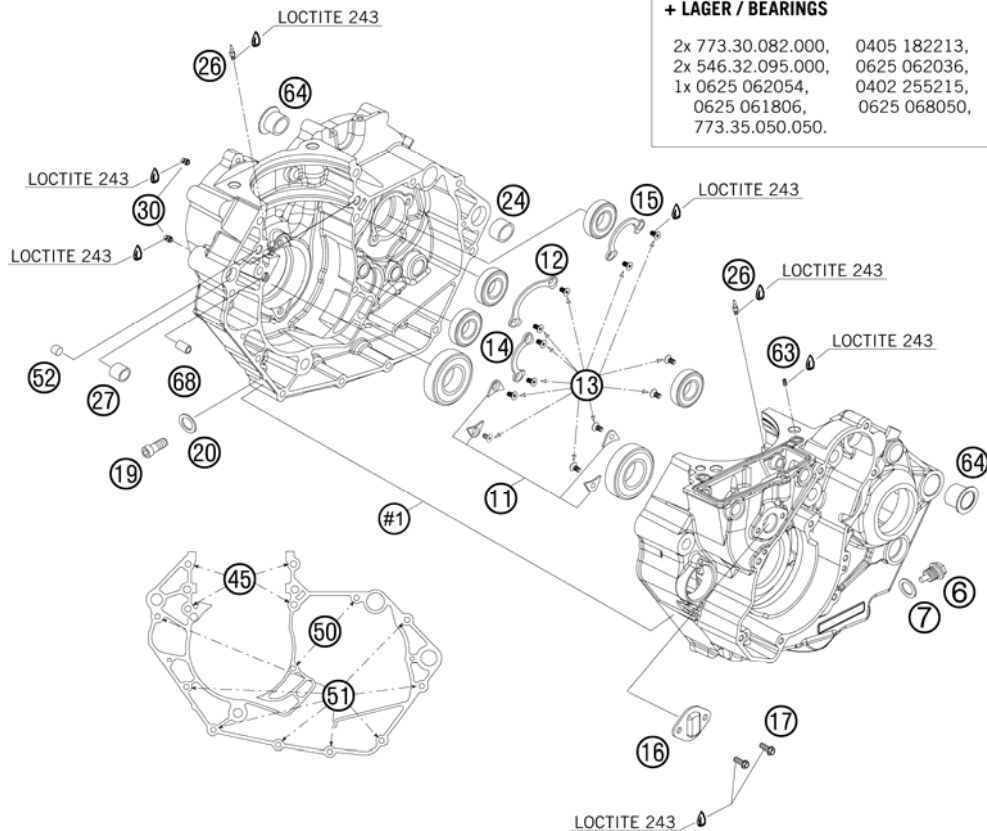


FIG	PART NUMBER	DESCRIPTION	QTY
1	7733000244	ENGINE CASE CPL. W.TR.BEAR. 08	1
6	58030021000	OILDRAIN PLUG W.MAG. M 12X1,5	1
7	58038022000	CU-SEAL RING DIN7603-12X18X1,5	1
11	77330085000	BUSHING RETAINING PLATE	4
12	77333022100	BUSHING RETAINING PLATE	1
13	0019050103	INT. TORX FLAT HEAD M 5X10 8.8	12
14	77334090000	BUSHING RETAINING PLATE	1
15	77333024100	BUSHING RETAINING PLATE	1
16	77336075050	RETAINING PLATE	1
17	0025050106	COLLAR SCREW M5X12 ISA30	2
19	0012080203	AH SCREW DIN6912-M 8X20	1
20	0603082121	SEAL RING CU DIN7603- 8X12X1	1
24	59030024000	DOWEL 17 X 19 X 12	1
26	60030063050	OIL JET 50 05	2
27	54630027000	DOWEL BUSHING 13,8X11X12	1
30	59030058000	JET 100 BING(44-031/180) M4	2
45	77330067170	SCREW M7-1,0X70	4
50	0025060706	HH COLLAR SCREW M6X70 TX30	2
51	0025060556	HH COLLAR SCREW M6X55 TX30	8
52	0402080120	CYLINDER ROLLER ZRO. 8,0X12 M4	2
60	77330099000	GASKET SET 450/505 SX-F	1
63	77338029052	THROTTLE M5X10X1	1
64	75030010000	CASE BUSH	2
68	59030023000	DOWEL 6X8X11,5	1

087733010 / C097733011

* NEW PART

X AS REQUIRED

CLUTCH COVER

450 SMR 2012

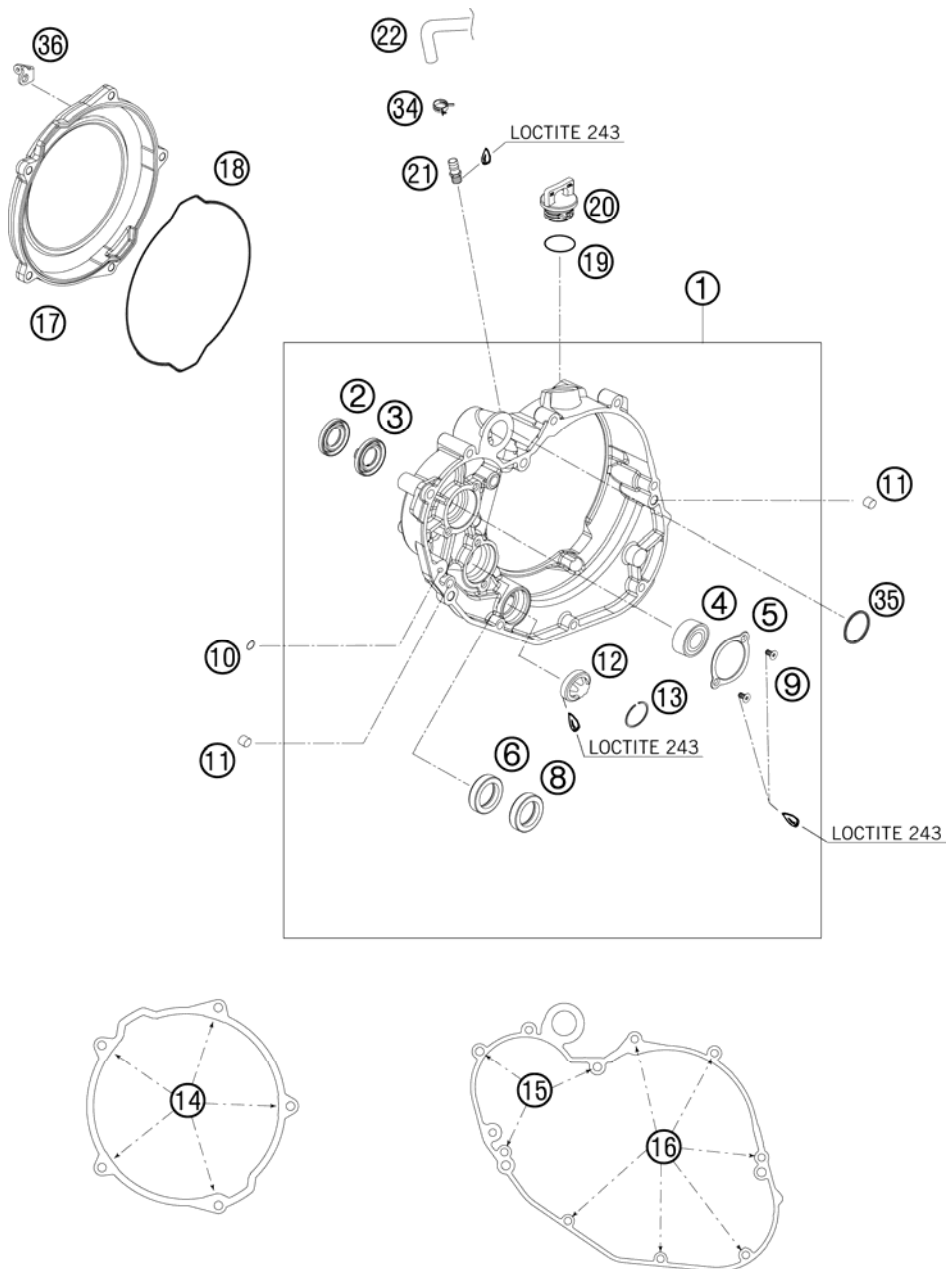


FIG	PART NUMBER	DESCRIPTION	QTY
1	7733000124415	CLUTCH COVER CPL.	1
2	77335057000	SHAFT SEAL RING 12x24x4	1
3	77335056000	SHAFT SEAL RING 12x24x4/5,5	1
4	0625062022	BALL BEARING 6202 C0 2	1
5	77335064100	RETAINING PLATE FOR WAPUSTOCK	1
6	0760203071	SHAFT SEAL RING 20X30X7	1
8	0760253574	SHAFT SEAL RING 12x35x7 BSL VI	1
9	0019050106	INT. TORX FLAT HEAD M5X10 10.9	2
10	0770080015	O-RING 8,00X1,5 NBR 70	1
11	0402080120	CYLINDER ROLLER ZRO. 8,0X12 M4	2
12	59030019100	OIL LEVEL GLASS	1
13	61030019050	CIRCLIP OIL LEVEL GLASS 03	1
14	0025060206	HH COLLAR SCREW M6X20 TX30	5
15	77330067145	SCREW M7-1,0X45	3
16	0025060306	HH COLLAR SCREW M6X30 TX30	6
17	7733002620015	CLUTCH COVER OUTSIDE 09	1
18	77330027000	CLUTCH CASE GASKET	1
19	0770191015	O-RING 19,00X3,00 NBR	1
20	58030020100	PLUG CPL. M24X3	1
21	59030022100	BLEEDER FLANGE M12X1,5 WS=13	1
22	77330086100	ENGINE BREATHER TUBE	1
34	58431082100	YDNAC-CLAMP 10173 (16MM) '98	1
35	77335005000	QUAD-RING 28,3X1,78 VITON	1
36	77303026054	SPRING BRACKET	1

097733020 / C127733021

* NEW PART

X AS REQUIRED

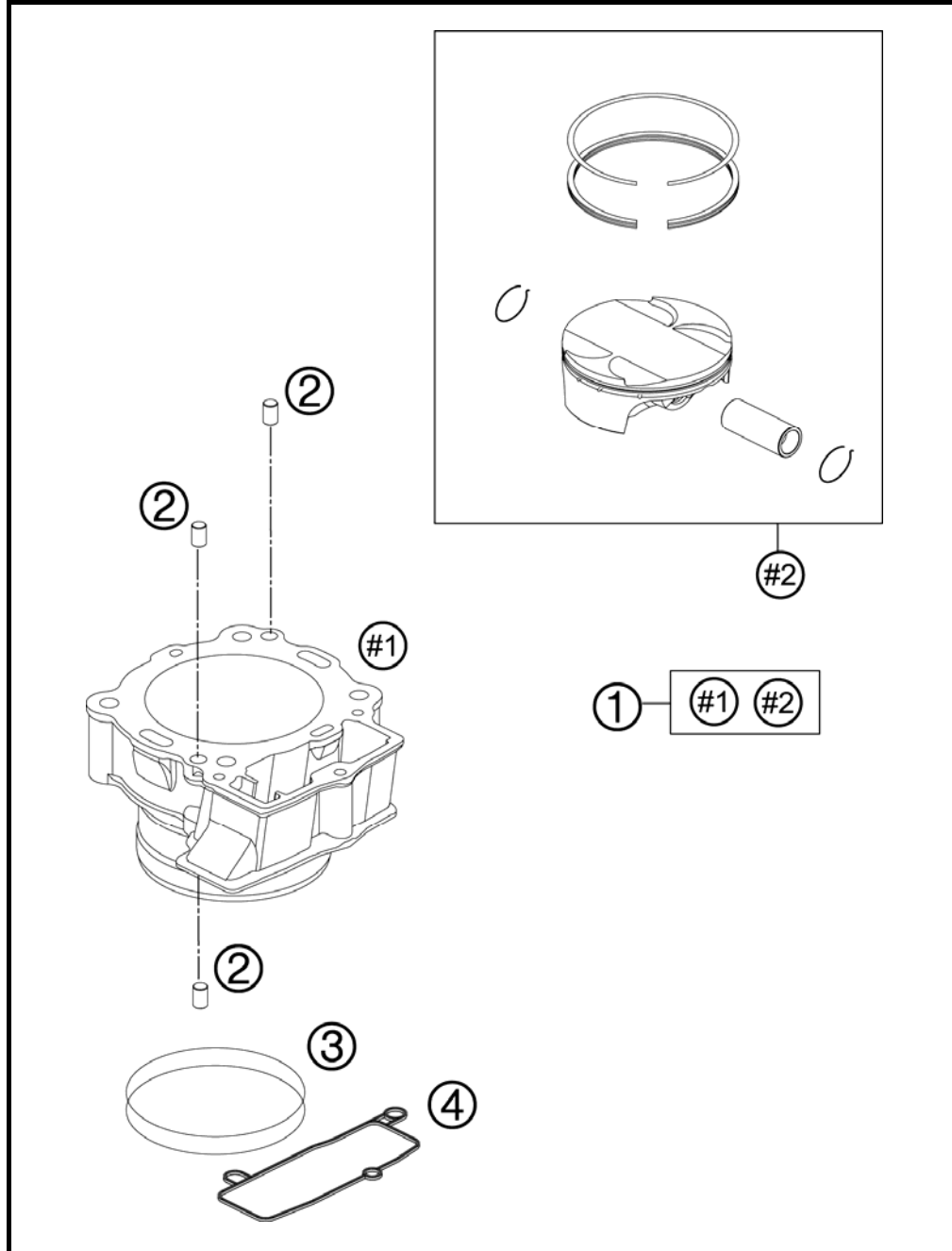


FIG	PART NUMBER	DESCRIPTION	QTY
1	77330038500	CYLINDER + PISTON CPL.	1
2	0402080120	CYLINDER ROLLER ZRO. 8,0X12 M4	3
3	0770108018	O-RING 107,67x1,78 VITON	2
4	77330035000	GASKET GEAR CASE	1

127733040 / C127733040

* NEW PART

X AS REQUIRED

CRANKSHAFT, PISTON

450 SMR 2012

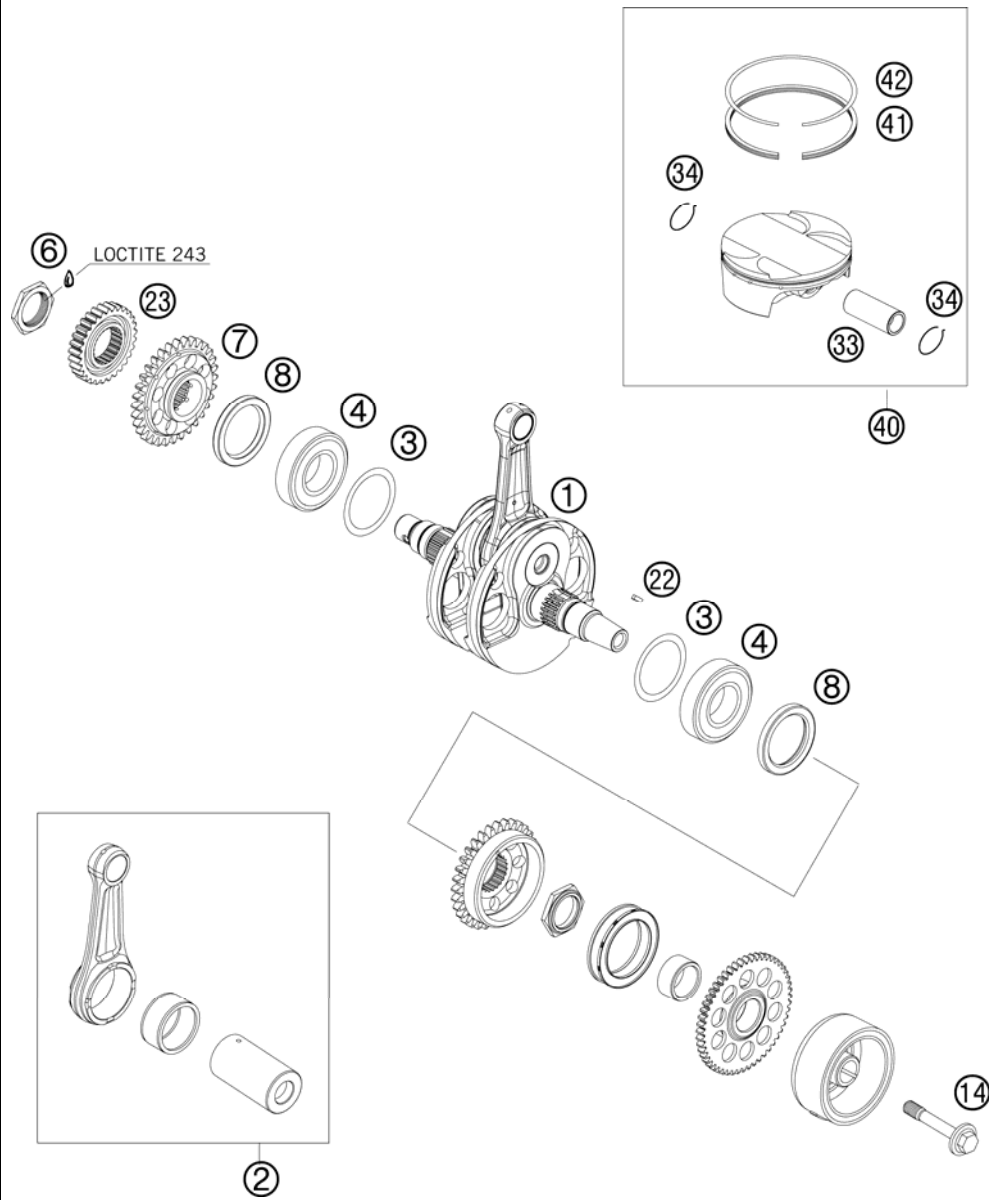


FIG	PART NUMBER	DESCRIPTION	QTY
1	77330018400	CRANKSHAFT CPL.	1
2	77330015244	CONNECTING ROD REPAIR SET	1
3	0988304201	THRUST WASHER 30X42X0,1	x
3	0988304202	THRUST WASHER 30X42X0,2	x
3	0988304203	THRUST WASHER 30X42X0,3	x
4	77330082000	CYL. ROLLER BEARING NJ206 ECP	2
6	77330029000	COLLAR NUT M27X1	1
7	77330055110	DRIVE WHEEL AGZR KS Z=32	1
8	0760405560	SHAFT SEAL RING A40x55x6 VITON	2
14	77339010100	FLYWHEEL SCREW	1
22	0888030037	WOODRUFF KEY DIN6888-3X3,7	1
23	77332023129	PRIMARY GEAR	1
33	77330033000	PISTON PIN	1
34	77330074000	CIRCLIP	1
40	77330007500 I	PISTON 450 SIZE I	1
40	77330007500 II	PISTON 450 SIZE II	1
41	77330032200	SCRAPER RING 450	1
42	77330030100	COMPRESSIONRING D=97 2007	1

097733060 / C127733061

* NEW PART

X AS REQUIRED

CARBURETOR

450 SMR 2012

ACHTUNG !!!
Vor dem Einbau des Vergasers,
Bedüsung kontrollieren.

CAUTION !!!
Before mounting the carburetor,
check the jetting.

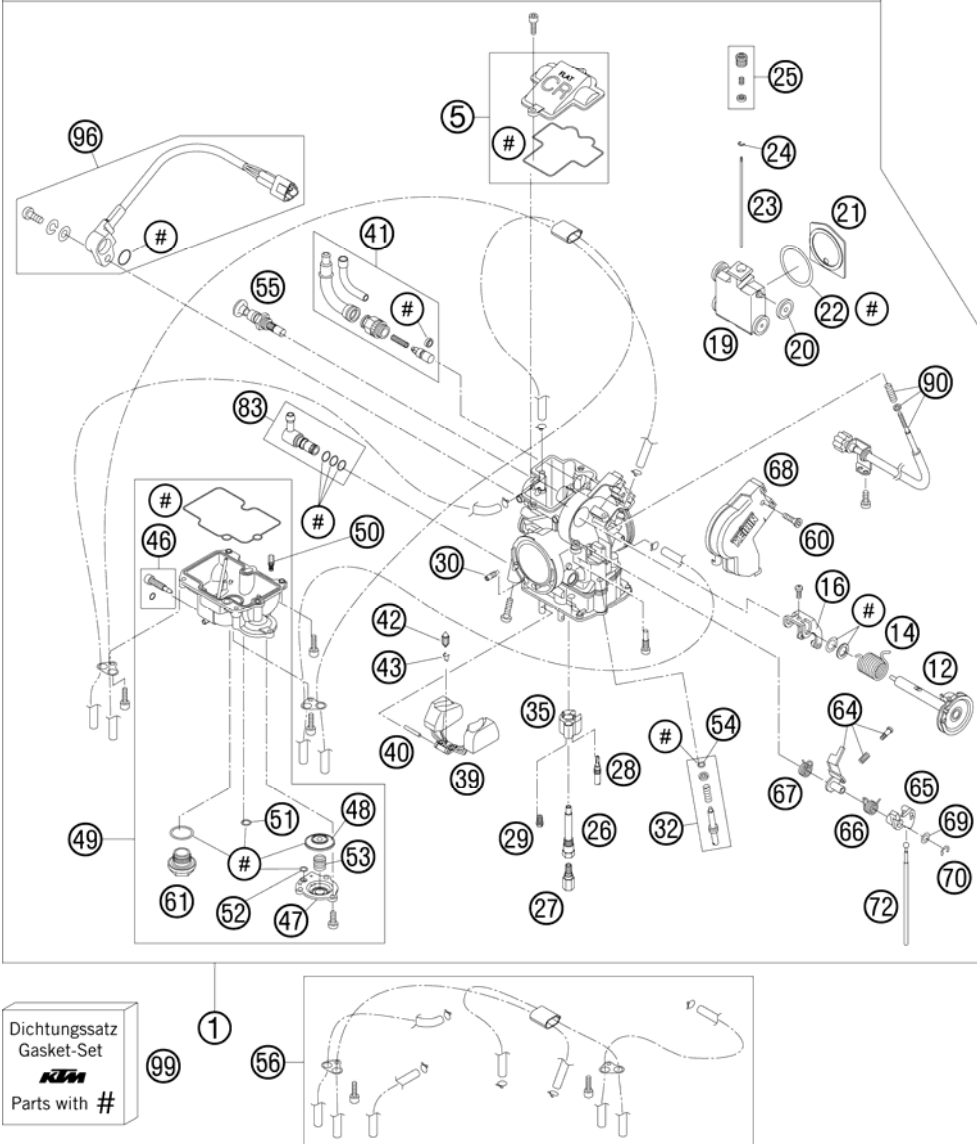


FIG	PART NUMBER	DESCRIPTION	QTY
1	77331001200	CARBURETOR FCR-MX 4125M, TPS	1
5	57331027044	CARBURETOR COVER WITH GASKET	1
12	57331046100	THROTTLE SHAFT CPL. 06	1
14	57331046050	COIL SPRING THROTTLE SHAFT	1
16	76231035051	LINK ARM THROTTLE VALVE CPL.07	1
19	57331035100	THROTTLE VALVE CPL. FCRMX 2007	1
20	59031035050	BUSHING THROTTLE VALVE	1
21	57331035153	GASKET PLATE THROTTLE VALVE 04	1
22	59031035052	GASKET WASHER THROTTLE VALVE	1
23	59031021000	JET NEEDLE KEIHIN OBDTM	x
23	59031034000	JET NEEDLE KEIHIN OBDTN	x
23	59031034400	JET NEEDLE KEIHIN OBDTP	x
23	59031034500	JET NEEDLE KEIHIN OBDTQ	x
23	59031034600	JET NEEDLE KEIHIN OBDTR	x
24	59031029000	BAR CLIP	1
25	57331032000	NEEDLE SET SCREW CPL.	1
26	59031121000	NEEDLE JET FCR-MX	1
27	54531623180	MAIN JET 180 KEIHIN	x
27	54531623182	MAIN JET 182 KEIHIN	x
27	54531623185	MAIN JET 185 KEIHIN	x
27	54531623188	MAIN JET 188 KEIHIN	x
27	54531623190	MAIN JET 190 KEIHIN	x
27	54531623192	MAIN JET 192 KEIHIN	x
27	54531623195	MAIN JET 195 KEIHIN	x
28	54531607040	IDLE JET 40 KEIHIN	x
28	54531607042	IDLE JET 42 KEIHIN	x
28	54531607045	IDLE JET 45 KEIHIN	x
29	59031051085	STARTER JET 85	1
30	57331107100	IDLE AIR JET 100 KEIHIN	1
32	59031017100	ADJUST SCREW CPL. FCR-MX	1
35	57331085000	BUFFER PLATE	1
39	57331009000	FLOAT CPL.	1
40	57331008000	ARM PIN FLOAT	1
41	77031075000	HOT-STARTER VALVE	1
42	54631220000	FLOAT NEEDLE	1

097733110 / C107733110

* NEW PART

X AS REQUIRED

CARBURETOR

450 SMR 2012

ACHTUNG !!!
Vor dem Einbau des Vergasers,
Bedüsung kontrollieren.

CAUTION !!!
Before mounting the carburetor,
check the jetting.

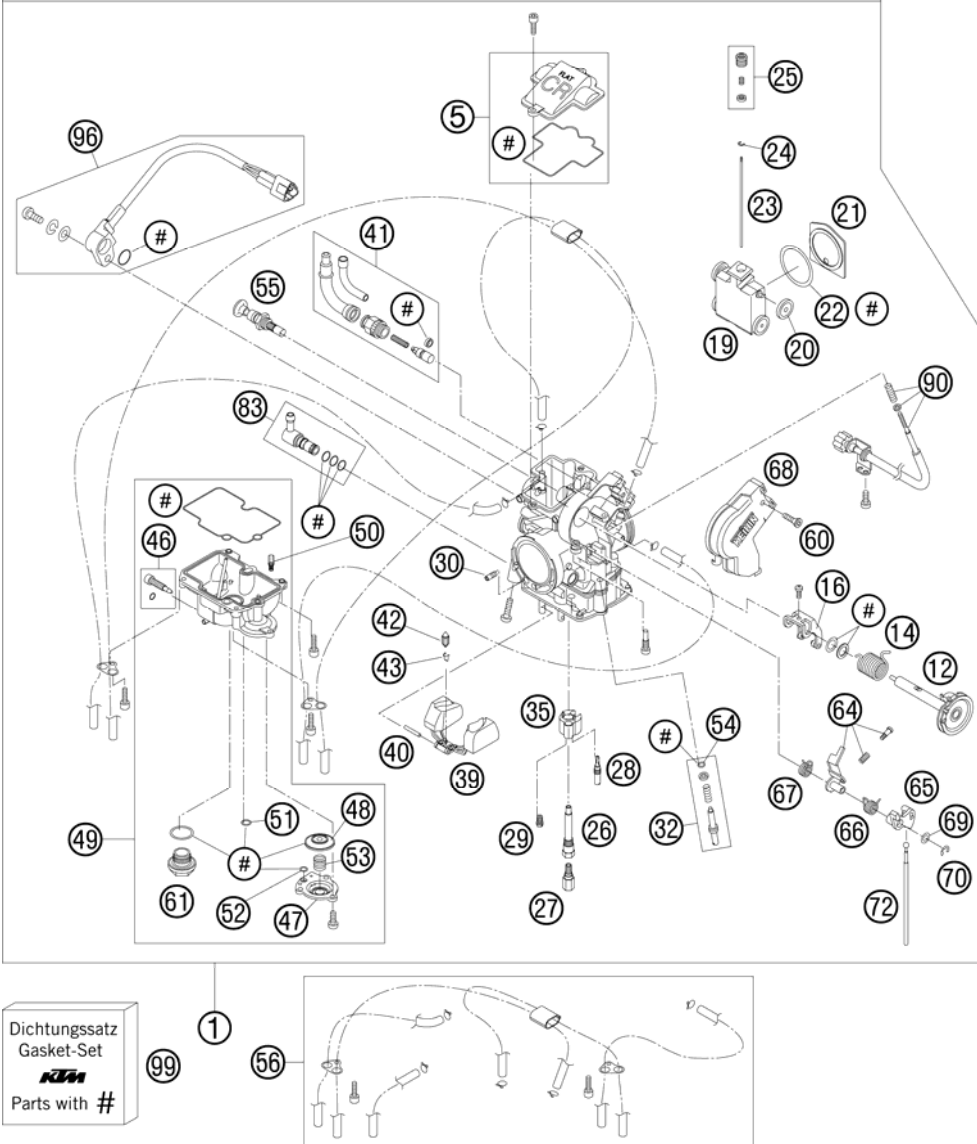


FIG	PART NUMBER	DESCRIPTION	QTY
43	54531621000	CLAMP	1
46	76231155000	DRAIN SCREW + O-RING	1
47	57331060000	COVER ACCELERATOR PUMP	1
48	57331057100	DIAPHRAGM ACCELERATOR PUMP	1
49	78031011000	FLOAT CHAMBER CPL. 08	1
50	54631085000	JET POWER JET CLOSED KEIHIN	x
50	54631085040	JET POWER JET 40 KEIHIN	x
50	54631085050	JET POWER JET 50 KEIHIN	x
50	54631085060	JET POWER JET 60 KEIHIN	x
50	54631085070	JET POWER JET 70 KEIHIN	x
51	59031058100	O-RING	1
52	59031058000	U-RING	1
53	59031059000	COIL SPRING	1
54	54831072000	O-RING ADJUSTING SCREW	1
55	77031048000	STARTER VALVE SHORT CPL.	1
56	57331098000	BREATH.HOSE FCR-MX KEIHIN CPL.	1
60	0965050103	FLAT HEAD SCREW DIN0965-M 5X10	1
61	54531699000	PLUG M 18X1	1
64	57331062000	INTERMEDIATE LEVER CPL.	1
65	57331056000	LINK LEVER	1
66	SXS08250030	SXS ACCELERATION PUMP SPRING	1
67	57331159000	SPRING INTERMEDIATE LEVER	1
68	57331038200	CARBURETOR COVER 06	1
69	57331087000	WASHER LINK LEVER	1
70	57331084000	E-CLIP	1
72	57331061000	ROD ACCELERATOR PUMP	1
83	59031013044	HOSE CONNECTOR CPL.	1
90	57331025000	STOP SCREW CPL. FCR-MX	1
96	59031077200	TPS-SENSOR FCRMX 190MM 2006	1
99	57331099000	GASKET SET FCR-MX KEIHIN	1

097733110 / C107733110

* NEW PART

X AS REQUIRED

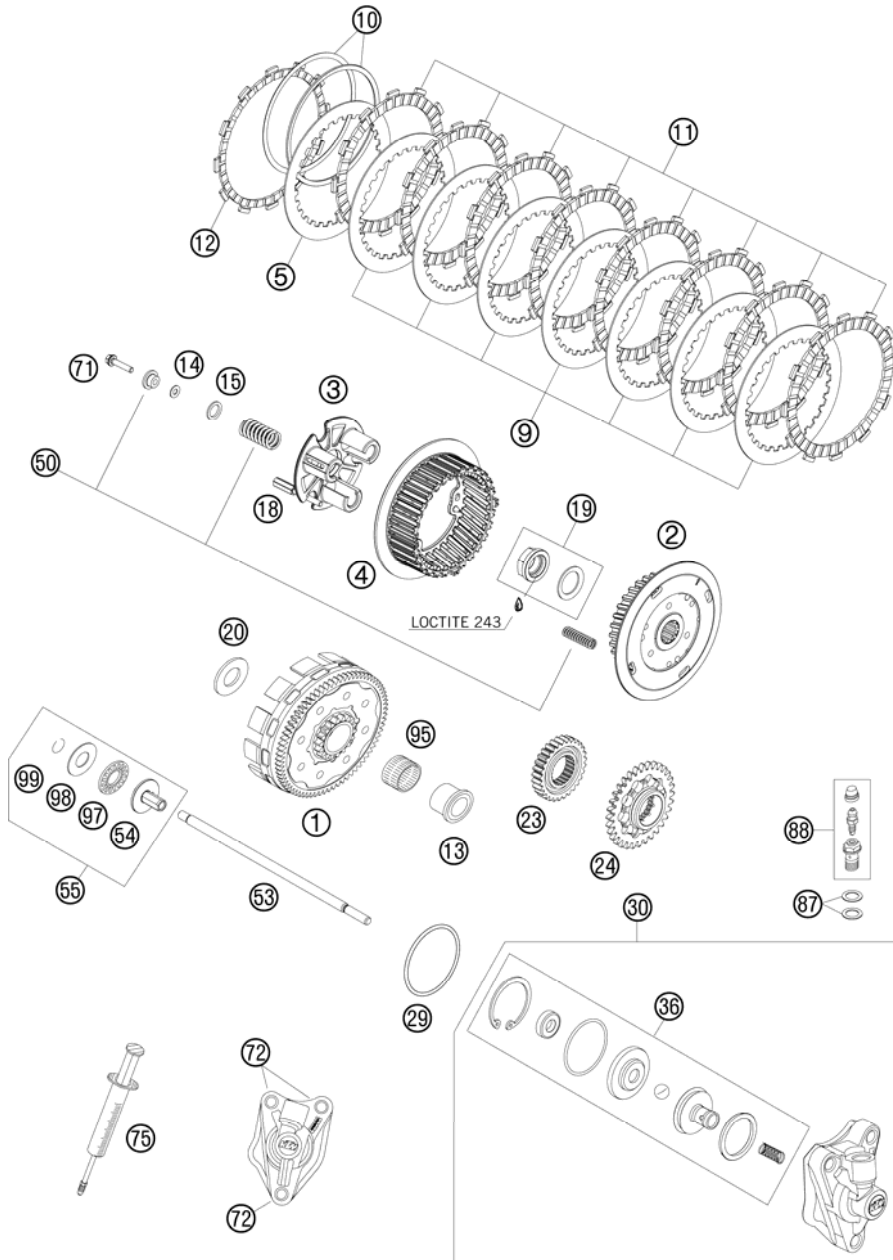


FIG	PART NUMBER	DESCRIPTION	QTY
1	77332001344	OUTER CLUTCH CPL.	1
2	77332032010	INNER HUB	1
3	77332032090	PRESSURE CAP	1
4	77332032020	OUTER HUB	1
5	77332032080	STEEL DISC NITRIDE	1
9	77332010000	INTERMEDI. DISC STEEL	7
10	77332032070	AJ SYSTEM CPL.	1
11	77332011000	LINING DISC 2,7MM	8
12	77332032060	TURND LINING DISC	1
13	77332015100	INNER RING	1
14	77332036003	WASHER SMALL 5,5X12X1	x
15	77332036001	WASHER LARGE 13X18X1	x
15	77332036002	WASHER LARGE 13X18X1,5	1
18	59032007100	SAFETY SCREW APTC 2004	3
19	77332032044	SPECIAL NUT M18X1.5	1
20	77332017100	WASHER 21,7X38X4	07
23	77332023129	PRIMARY GEAR	1
24	77330055110	DRIVE WHEEL AGZR KS Z=32	1
29	0770380020	O-RING 38,00X2,00 NBR 70 SH	1
30	77332061044	OUTPUT CYLINDER CPL.	1
36	77332066000	PISTON CPL.	1
50	77332033044	CLUTCH SPRING KIT APTC	1
53	77332054100	PUSH ROD	07
54	77332057100	PRESSURE PIECE	1
55	77332057144	PRESSURE PIECE CPL.	1
71	0025050256	HH COLLAR SCREW M5X25 ISA30	3
72	0025060256	HH COLLAR SCREW M6X25 TX30	3
75	50329050000	VENT INJEKTION HYDR. CLUTCH	1
87	42013226000	CU-SEAL RING DIN7603-10X16X1	2
88	62513020000	BLEEDER SCREW CPL. 05	1
95	56532095000	NEEDLE BEARING K26X30X22ZW.KSE	1
97	54637097200	AXIAL NEEDLE BEARING AXK 1226	1
98	54637098200	AXIAL WASHER AS1226 12X26X1	1
99	0993012000	CIRCLIP DIN7993-RW12	1

097733211 / C127733211

* NEW PART

X AS REQUIRED

TRANSMISSION I - MAIN SHAFT

450 SMR 2012

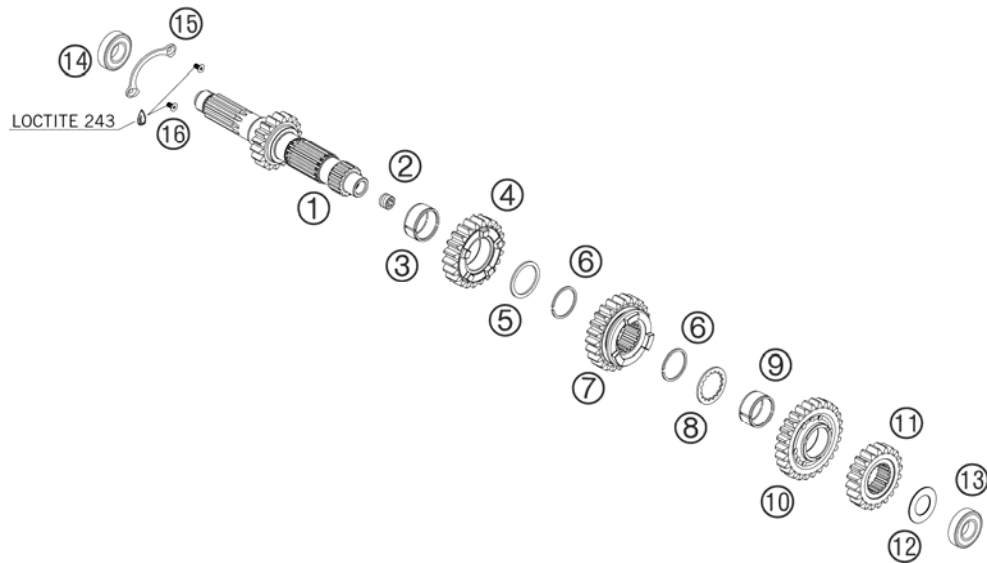


FIG	PART NUMBER	DESCRIPTION	QTY
1	77333401000	MAIN SHAFT	1
2	77333001160	GUIDE BUSHING	1
3	0405242813G	NEEDLE BEAR. K 24X28X13 DIVIDED	1
4	77333403000	IDLER GEAR 3G	1
5	78033031000	STOP DISK 26 X 32 X 1,5	1
6	0417025000	CIRCLIP SW25	2
7	77333404000	SLIDING GEAR 4G	1
8	78033033000	STOP DISK 23 X 32 X 1,5	1
9	0405222613	NEEDLE BEAR. K 22X26X13 TN	1
10	77333405000	IDLER GEAR 5G	1
11	77333402000	SOLID GEAR	1
12	56033030000	STOP DISC 17,2X30X1	1
13	0625062036	BALL BEARING 6203 RSH C3	1
14	0625062054	BALL BEARING 6205 C3 NTN	1
15	77333022100	BUSHING RETAINING PLATE	1
16	0019050103	INT. TORX FLAT HEAD M 5X10 8.8	2

087733330 / C08773332

* NEW PART

X AS REQUIRED

TRANSMISSION II - COUNTERSHAFT

450 SMR 2012

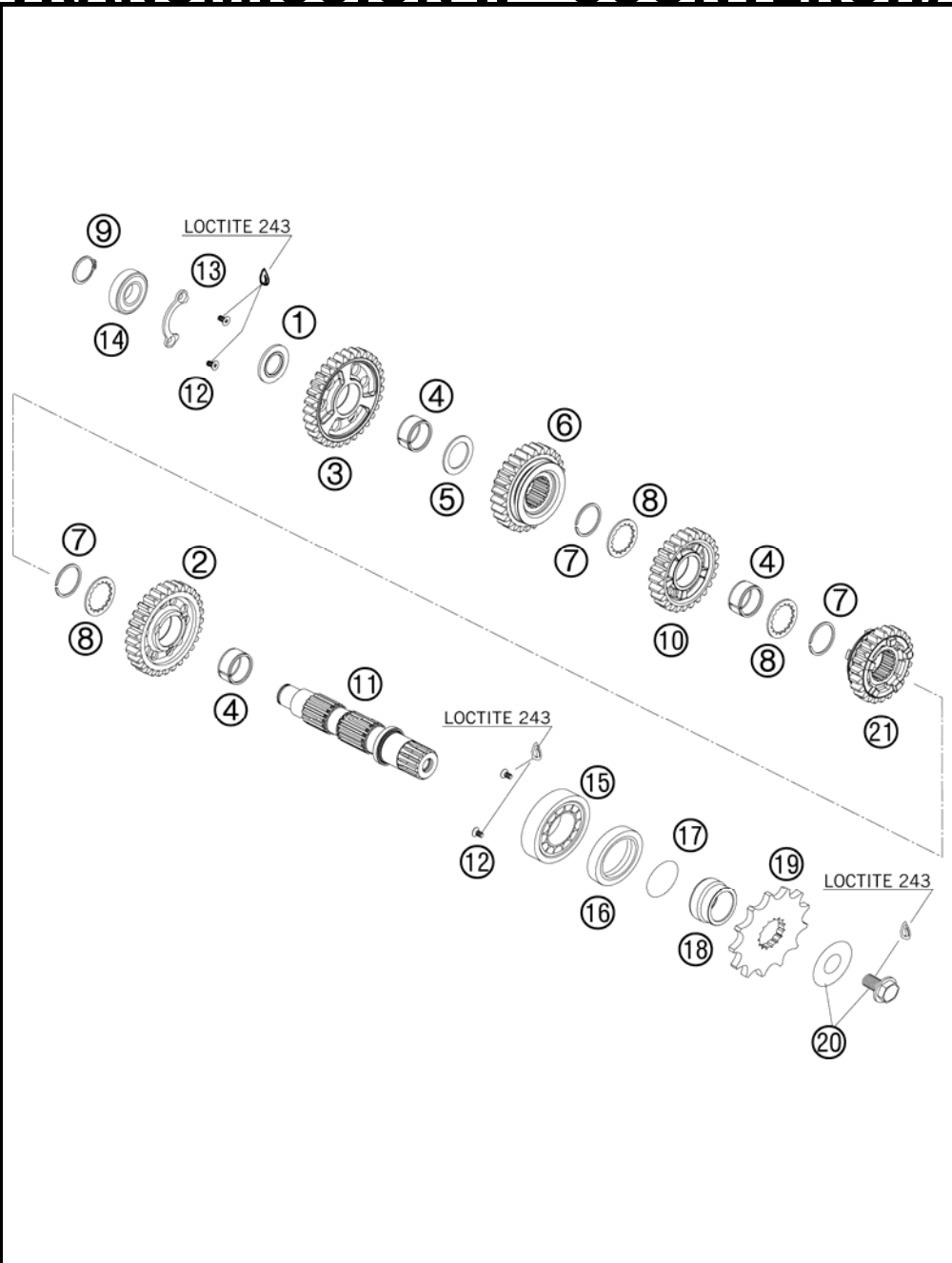


FIG	PART NUMBER	DESCRIPTION	QTY
1	77333045000	STOP DISC 17,1X32X2,6	1
2	77333412000	IDLER GEAR 2G	1
3	77333411000	IDLER GEAR 1G	1
4	0405222613	NEEDLE BEAR. K 22X26X13 TN	3
5	77333044000	STOP DISC 22,2X32X1,5	1
6	77333413000	SLIDING GEAR 3G	1
7	0417025000	CIRCLIP SW25	3
8	78033033000	STOP DISK 23 X 32 X 1,5	3
9	0471170015	CIRCLIP DIN 0471-17X1, 5	1
10	77333414000	IDLER GEAR 4G	1
11	77333310000	COUNTERSHAFT	1
12	0019050103	INT. TORX FLAT HEAD M 5X10 8.8	4
13	77333024100	BUSHING RETAINING PLATE	1
14	0625062036	BALL BEARING 6203 RSH C3	1
15	0402255215	CYL.ROLLER BEARING NUP205E C3	1
16	0760354771	SHAFT SEAL RING 35X47X7 TC	1
17	0770250015	O-RING 25,00X1,50 NBR 70	1
18	77333219000	SPACER BUSHING	1
19	50033029013	FRONT SPROCKET 13-T	x
19	50033029014	FRONT SPROCKET 14-T	x
19	50033029015	FRONT SPROCKET 15-T	x
20	59033034044	SCREW 10.9+SPRING WASHER	1
21	77333415000	SLIDING GEAR 5G	1

087733360 / C087733363

* NEW PART

X AS REQUIRED

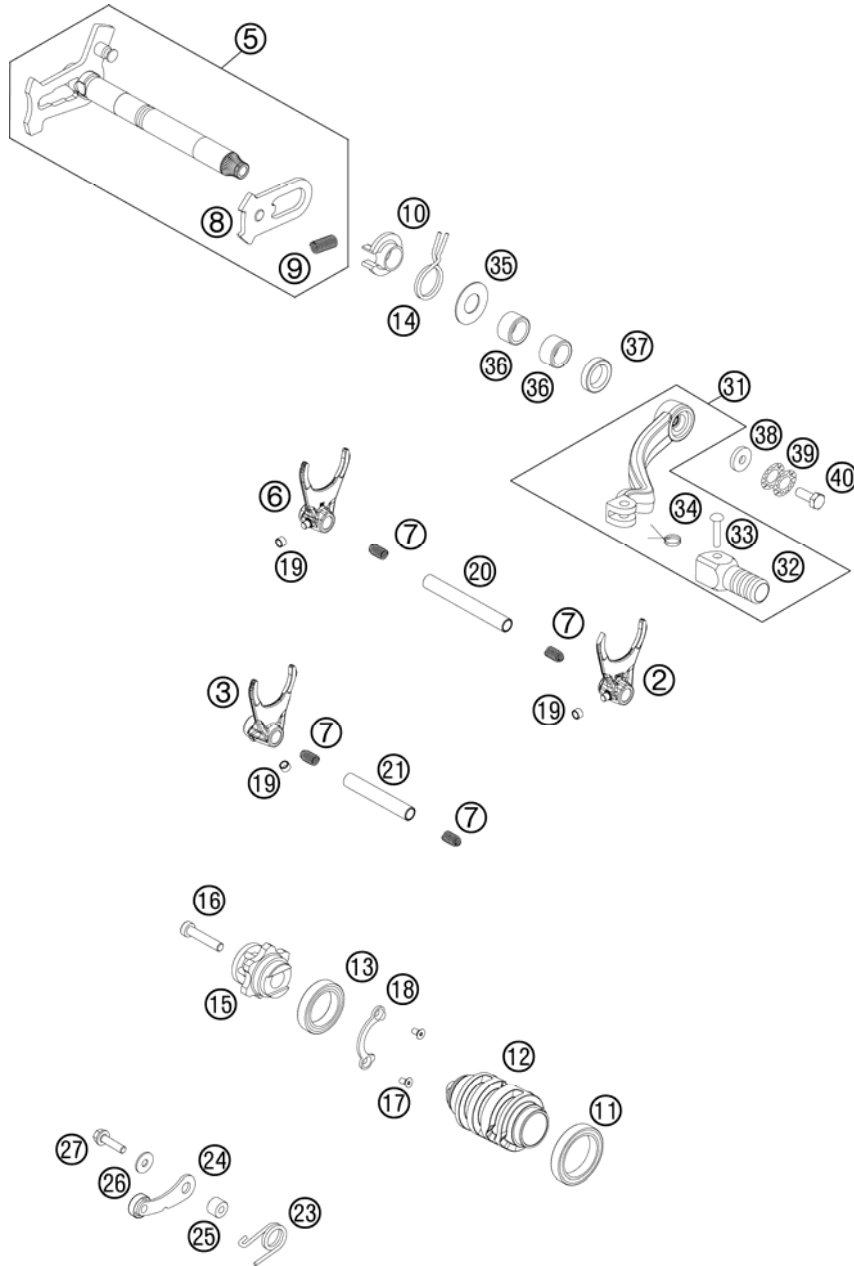


FIG	PART NUMBER	DESCRIPTION	QTY
2	77334002100	SHIFTING FORK 2ND/4TH GEAR	1
3	77334003100	SHIFTING FORK 3RD/5TH GEAR 03	1
5	77334005044	SHIFT SHAFT CPL. 07	1
6	77334001100	SHIFTING FORK 1ST.GEAR	1
7	58038023200	PRESSURE SPRING 0,9MM	4
8	54634008044	SLIDING PLATE CPL.	1
9	56534013100	TENSIONING SPRING 0,8MM	1
10	54634020000	SPRING GUIDE	1
11	0625061806	BALL BEARING 61806	1
12	77334012100	SHIFT ROLLER 5G 08	1
13	0625618050	BALL BEARING 61805 C3	1
14	54834014000	RETURN SPRING 03	1
15	77334015000	SHIFT LOCATING DRUM CPL.	1
16	0012060303	AH SCREW DIN6912 M6X30 8.8	1
17	0019050103	INT. TORX FLAT HEAD M 5X10 8.8	2
18	77334090000	BUSHING RETAINING PLATE	1
19	50334018100	SHIFTING ROLLER 6X8X5,2	3
20	77334020000	SHIFT RAIL	1
21	77334019000	FRONT SHIFT RAIL	1
23	60034023000	ARRESTING LEVER SPRING 03	1
24	50334024144	LOCATING LEVER CPL. 08	1
25	54634052300	SLEEVE FOR LOCKING LEVER	1
26	0021050003	WASHER DIN9021-A 5,3	1
27	0025050206	HH COLLAR SCREW M5X20 TX30	1
31	54734031000	SHIFT LEVER CPL. 2-STROKE 2001	1
32	54634131000	STEP PLATE FOR SHIFT LEVER 250	1
33	54634031050	BOLT 6X25 FOR SHIFT LEVER	1
34	54634032100	SHIFTING LEVER SPRING 250	1
35	54634050000	STOP DISK 14X30X1	1
36	54632095000	NEEDLE BEAR.HK 1412 14X20X12	2
37	0760142460	SHAFT SEAL RING 14X24X6 B	1
38	50232050001	STEEL WASHER 6,4X17X3	1
39	50233041000	PAIR OF WASHERS M 6 NORDLOCK	1
40	59009062016	SPECIAL SCREW M6X16 WS=8 10.9	1

127733410 / C127733410

* NEW PART

X AS REQUIRED

WATER PUMP

450 SMR 2012

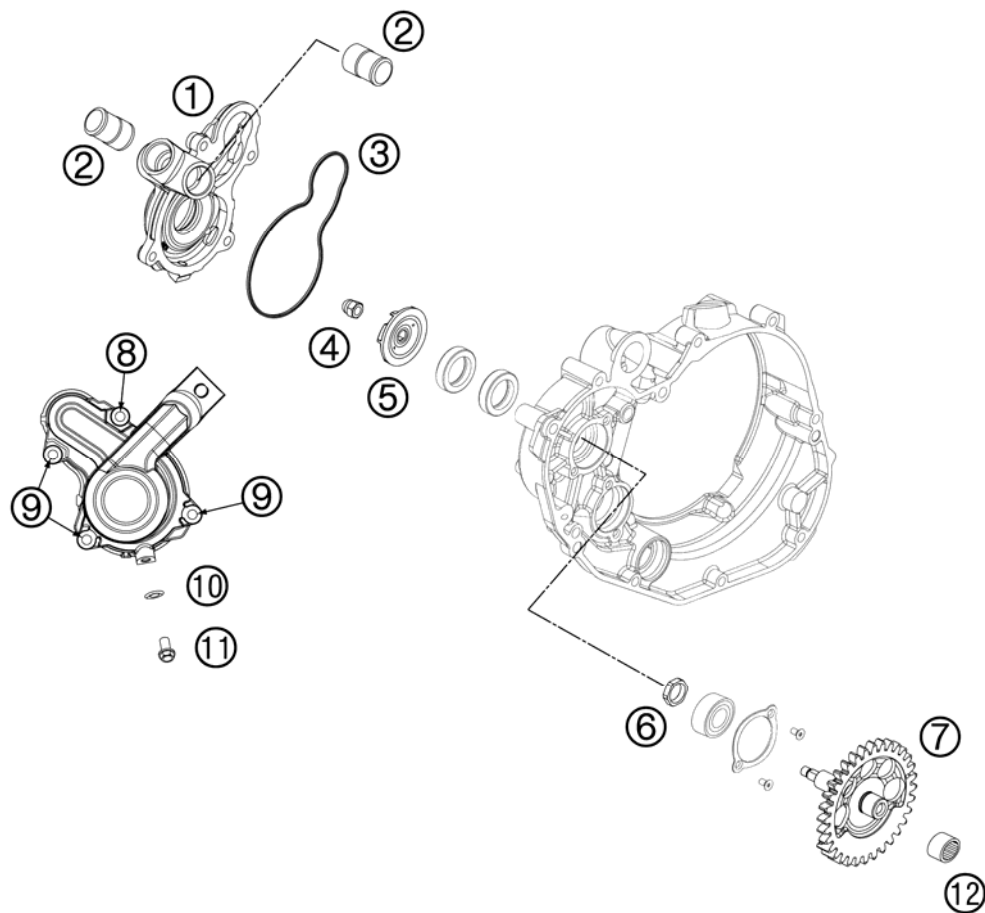


FIG	PART NUMBER	DESCRIPTION	QTY
1	7733505210015	WATER-PUMP COVER	09
2	58030010200	SCREW IN NOZZLE M20X1,5	2
3	77335053000	WATER-PUMP GASKET	06
4	61230045000	CAP NUT M6 STAINLESS STEEL	1
5	77335055100	WATER-PUMP WHEEL	07
6	77330056050	NUT M14 X 1 FOR BALANCER . 06	1
7	77330056200	BALANCER GEAR KS 32-T	07
8	0025060556	HH COLLAR SCREW M6X55	TX30
9	0025060166	HH COLLAR SCREW M6X16	TX30
10	0603061001	CU-SEAL RING DIN7603-6X10X1	1
11	0025060106	HH COLLAR SCREW M6X10	TX30
12	77335050050	NEEDLE BEARING RNA 4900	1

127733510 / C127733510

* NEW PART

X AS REQUIRED

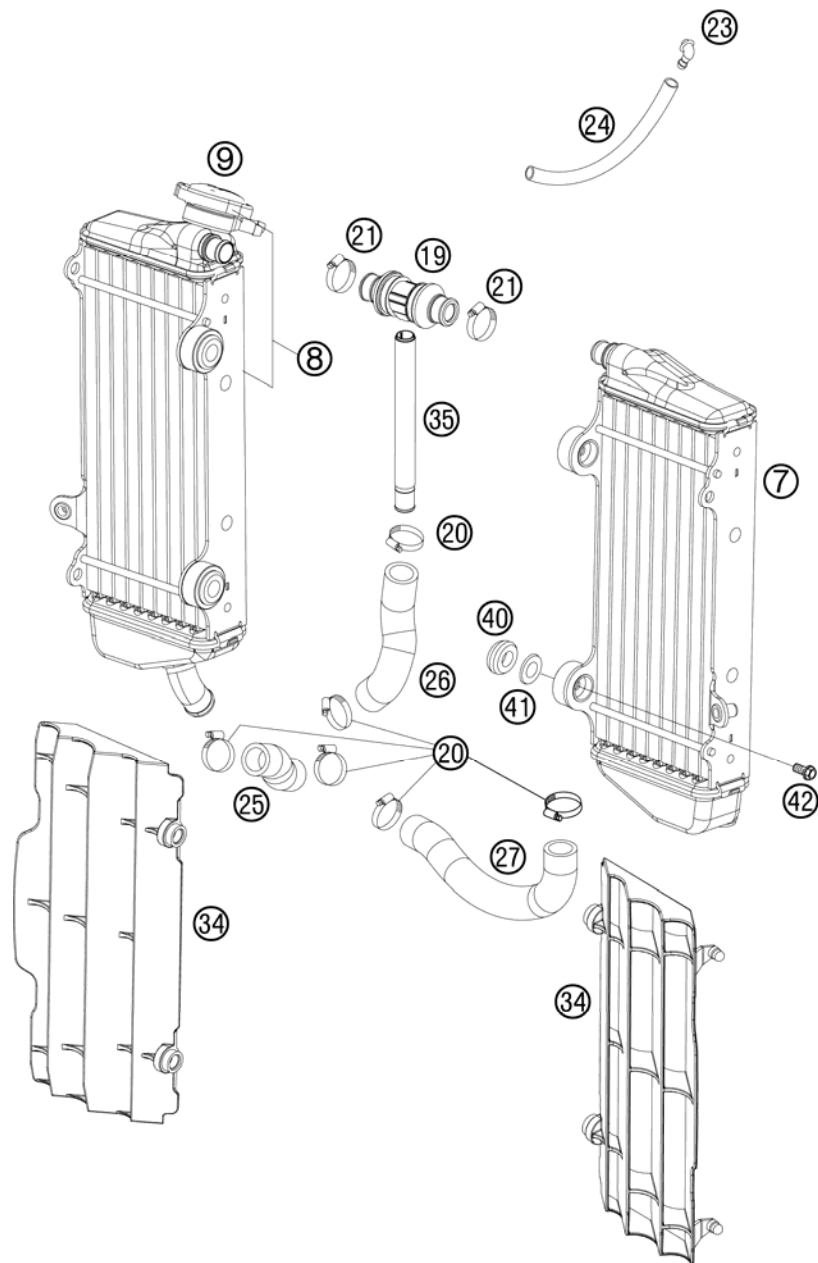


FIG	PART NUMBER	DESCRIPTION	QTY
7	77335007000	RADIATOR L/S "45519U" 07	1
8	77335008000	RADIATOR R/S "45518U" 07	1
9	77335016000	RADIATOR CAP SMALL 1,8 BAR	1
19	77335026000	T-CONNECTOR CPL. '07	1
20	10001020000	HOSE CLAMP GEMI 16-27	6
21	42013037400	HOSE CLAMP NORMA 12/24	2
23	50303089000	ANGLE PIECE '97	1
24	50335030001	PVC-HOSE 6X9	x
25	77335027000	RADIATOR HOSE R/S	1
26	77335024000	HOSE ENGINE-RADIATOR 07	1
27	77335025000	RADIATOR HOSE L/S	1
34	7733503400030	RADIATOR PROTECTION BLACK 07	2
35	77335073000	HOSE CONNECTOR 4 STROKE 07	1
40	41001052000	RUBBER SLEEVE D=12MM	4
41	77335001000	WASHER FOR RADIATOR 08	4
42	0023060123	COLLAR SCREW M6X12 TX	4

087733530 / C127733531

* NEW PART

X AS REQUIRED

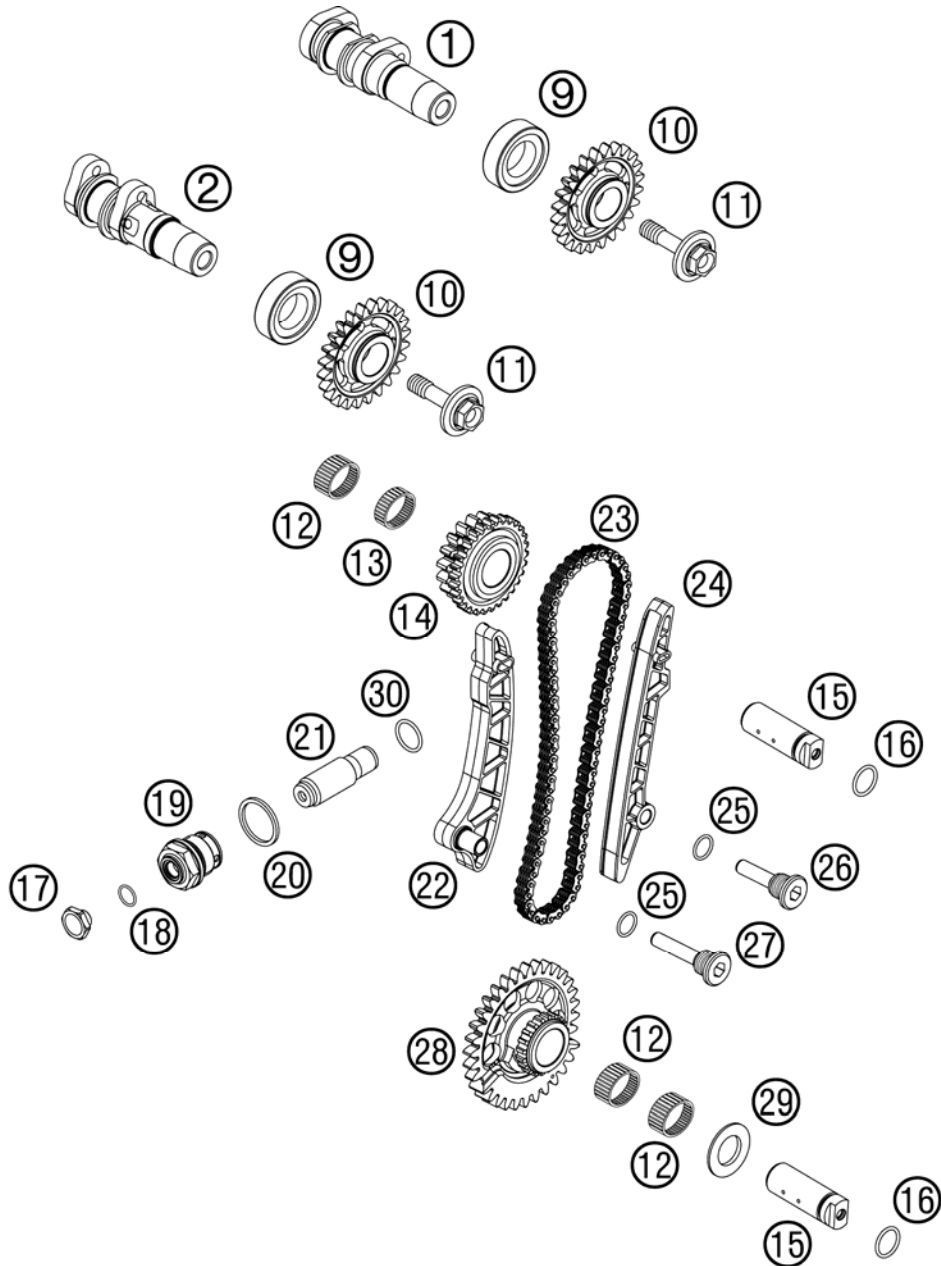


FIG	PART NUMBER	DESCRIPTION	QTY
1	77336009300	CAMSHAFT INTAKE	1
2	77336010444	CAMSHAFT EXHAUST CPL.	1
9	0402174012	CYL.ROLL BEARING RNU203ETVP2	2
10	77336011000	CAMSHAFT GEAR 07	2
11	77336076100	SCREW MW M10-1,0X38	2
12	0405182213	NEEDLE BEAR K 18X22X13	3
13	0405182210	NEEDLE BEARING K 18X22X10 02	1
14	77336070177	DOUBLE GEAR W.CPL. Z18/Z30 07	1
15	77336075100	AXLE FOR TIMING VALVE 06	2
16	0770015018	O-RING 15,00X1,80	2
17	77336008010	HOLDING BOLT	1
18	0770010010	O-RING 10,00X1,00 NBR 70 SH	1
19	77336008000	HOLDING BOLT M24X1,5	1
20	0603242920	CU SEAL-RING DIN7603 A24X29X2	1
21	77036003000	CHAIN ADJUSTER HYD. 05	1
22	77336002177	TENSIONER RAIL CPL. 07	1
23	77336013100	TIMING CHAIN 07	1
24	77336001100	GUIDE RAIL 07	1
25	0770012015	O-RING 12,00X1,50 NBR	2
26	77336091000	BUSHING SCREW	1
27	77336091100	BUSHING SCREW	1
28	77330057200	BALANCER GEAR	1
29	77330058000	STOP DISC 18/32/1,4/2,7	1
30	0770180020	O-RING 18,00X2,00 NBR 70	1

077733602 / C107733621

* NEW PART

X AS REQUIRED

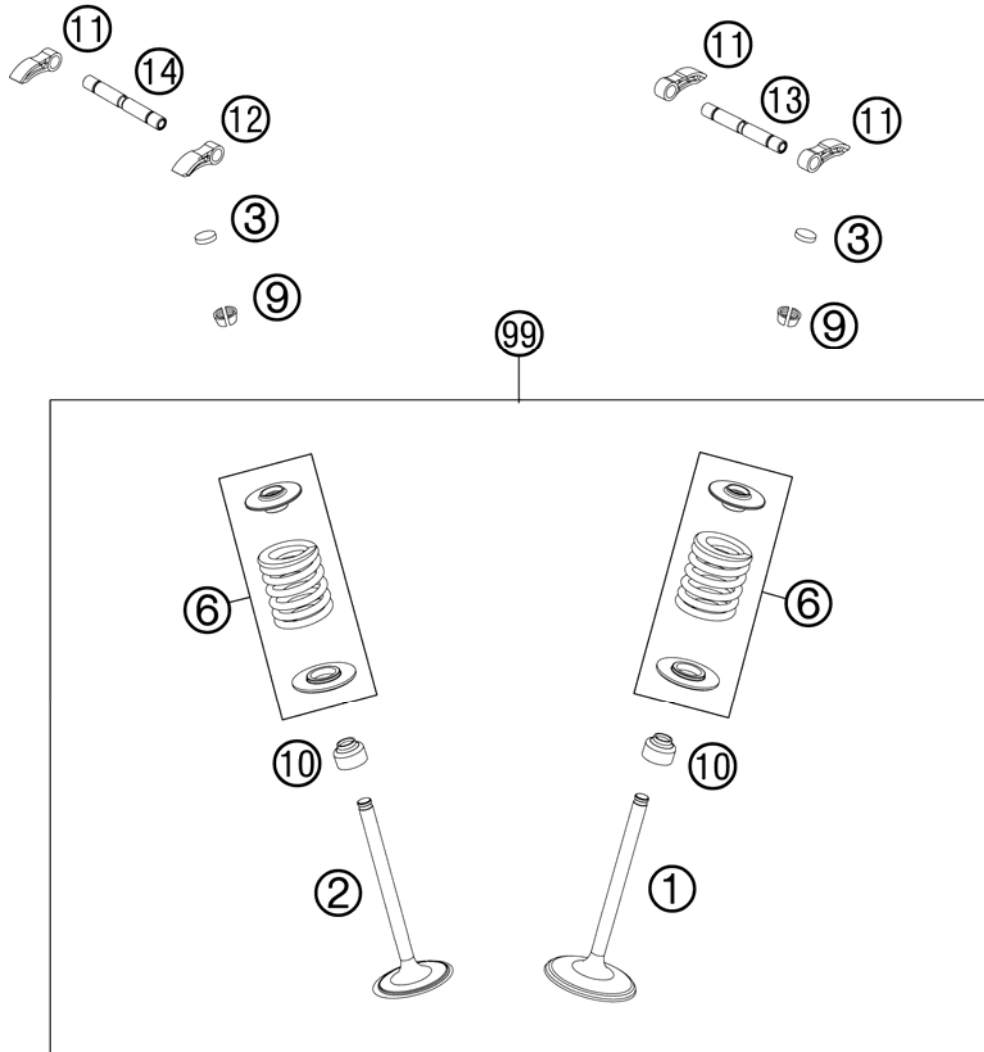


FIG	PART NUMBER	DESCRIPTION	QTY
1	77336030300	INTAKE VALVE	2
2	77336031300	EXHAUST VALVE	2
3	77036035172	SHIM D=8,9/1,72	x
3	77036035176	SHIM D=8,9/1,76	x
3	77036035180	SHIM D=8,9/1,80	x
3	77036035184	SHIM D=8,9/1,84	x
3	77036035188	SHIM D=8,9/1,88	x
3	77036035192	SHIM D=8,9/1,92	x
3	77036035196	SHIM D=8,9/1,96	x
3	77036035200	SHIM D=8,9/2,00	x
3	77036035204	SHIM D=8,9/2,04	x
3	77036035208	SHIM D=8,9/2,08	x
3	77036035212	SHIM D=8,9/2,12	x
3	77036035216	SHIM D=8,9/2,16	x
3	77036035220	SHIM D=8,9/2,20	x
3	77036035224	SHIM D=8,9/2,24	x
3	77036035228	SHIM D=8,9/2,28	x
3	77036035232	SHIM D=8,9/2,32	x
3	77036035236	SHIM D=8,9/2,36	x
3	77036035240	SHIM D=8,9/2,40	x
3	77036035244	SHIM D=8,9/2,44	x
3	77036035248	SHIM D=8,9/2,48	x
3	77036035252	SHIM D=8,9/2,52	x
3	77036035256	SHIM D=8,9/2,56	x
3	77036035260	SHIM D=8,9/2,60	x
6	77336128044	VALVE SPRING KIT 09	4
9	77336033100	VALVE COLLET 07	8
10	59036027000	VALVE-STEM SEALING RACING	4
11	77336060100	VALVE LEVER	3
12	77336160000	VALVE LEVER	1
13	77336056000	INTAKE VALVE LEVER SHAFT	1
14	77336057000	EXHAUST VALVE LEVER SHAFT	1
99	77336030210	VALVE KIT	1

127733610 / C127733611

* NEW PART

X AS REQUIRED

CYLINDER HEAD

450 SMR 2012

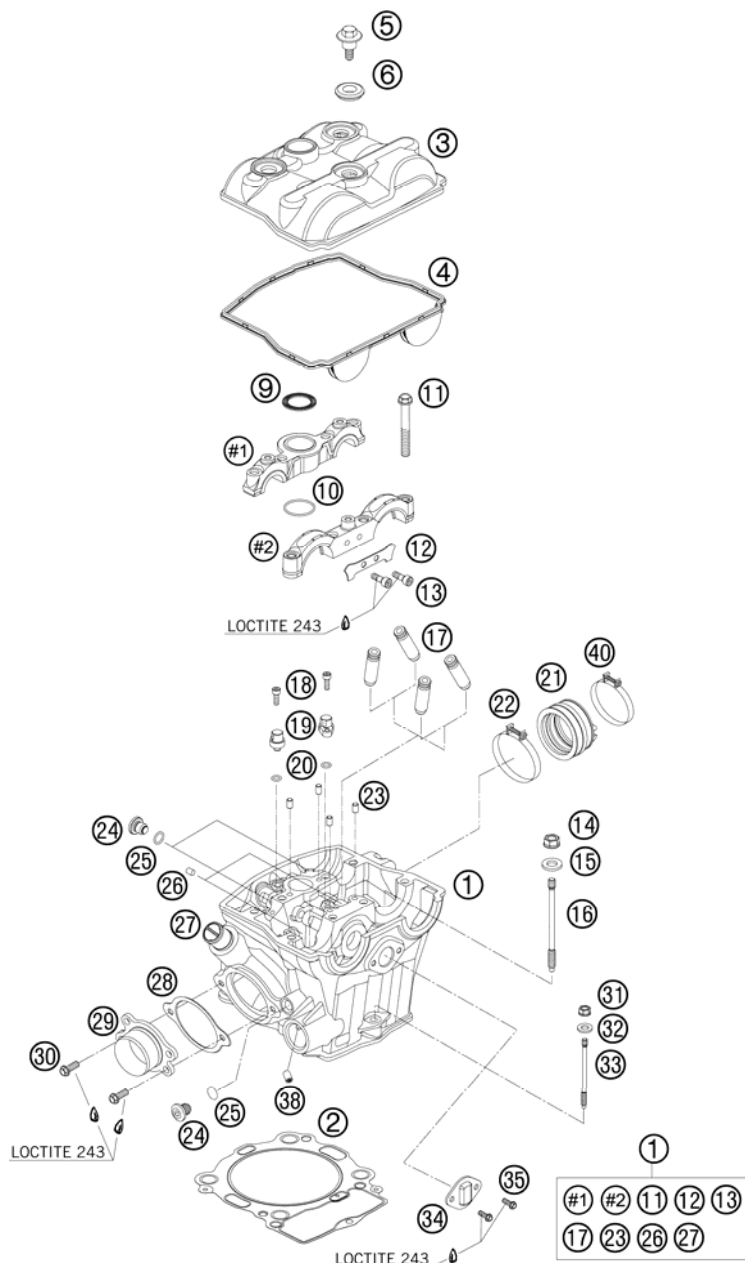


FIG	PART NUMBER	DESCRIPTION	QTY
1	77336020344	CYLINDER HEAD CPL.	1
2	77330036000	CYL. HEAD GASKET S=0,5 06	1
3	77336052100	VALVE COVER	1
4	77336053000	VALVE COVER GASKET	1
5	77336054150	VALVE COVER SCREW	3
6	77036054050	RUBBER GASKET FOR SCREW 05	3
9	77336053050	GASKET SPARK-PLUG SHAFT	1
10	0770250015	O-RING 25,00X1,50 NBR 70	1
11	77330067138	SCRW M7-1,0X38	8
12	77336020040	BUSHING HOLDER	1
13	0912050103	AH SCREW DIN0912-M 5X10	2
14	77336088210	COLLAR NUT M10X1,25 SW13	4
15	77336089010	WASHER 19X10,5X2,5	4
16	77330044100	STUD SCREW M10	4
17	61236026001	VALVE GUIDE EXHAUST 08	4
18	0984040123	AH SCREW DIN7984-M 4X12	2
19	77338046000	OIL JET	2
20	0770060015	O-RING 1,5x6	2
21	77336044100	CONNECTION RUBBER	1
22	59030061100	HOSE CLAMP GEMI 56MM 03	1
23	0402050080	CYLINDER ROLLER ZRO 5X8	4
24	77336056095	SCREW PLUG	3
25	0770090015	O-RING 9X1,5 NBR	3
26	59030196000	PLUG 00	2
27	58030010200	SCREW IN NOZZLE M20X1,5	1
28	77336041000	GASKET EXHAUST FLANGE	1
29	77336139000	EXHAUST FLANGE CPL. SX-F 08	1
30	0025060166	HH COLLAR SCREW M6X16 TX30	2
31	77336088106	COLLAR NUT M6X1 SW8	1
32	0125060003	WASHER DIN0125-A 6,4	1
33	77330043000	STUD SCREW M6	1
34	77336075050	RETAINING PLATE	1
35	0025050106	COLLAR SCREW M5X12 ISA30	2
38	77338029012	THROTTLE M6X10X0,6	1
40	59030061100	HOSE CLAMP GEMI 56MM 03	1

087733630 / C127733631

* NEW PART

X AS REQUIRED

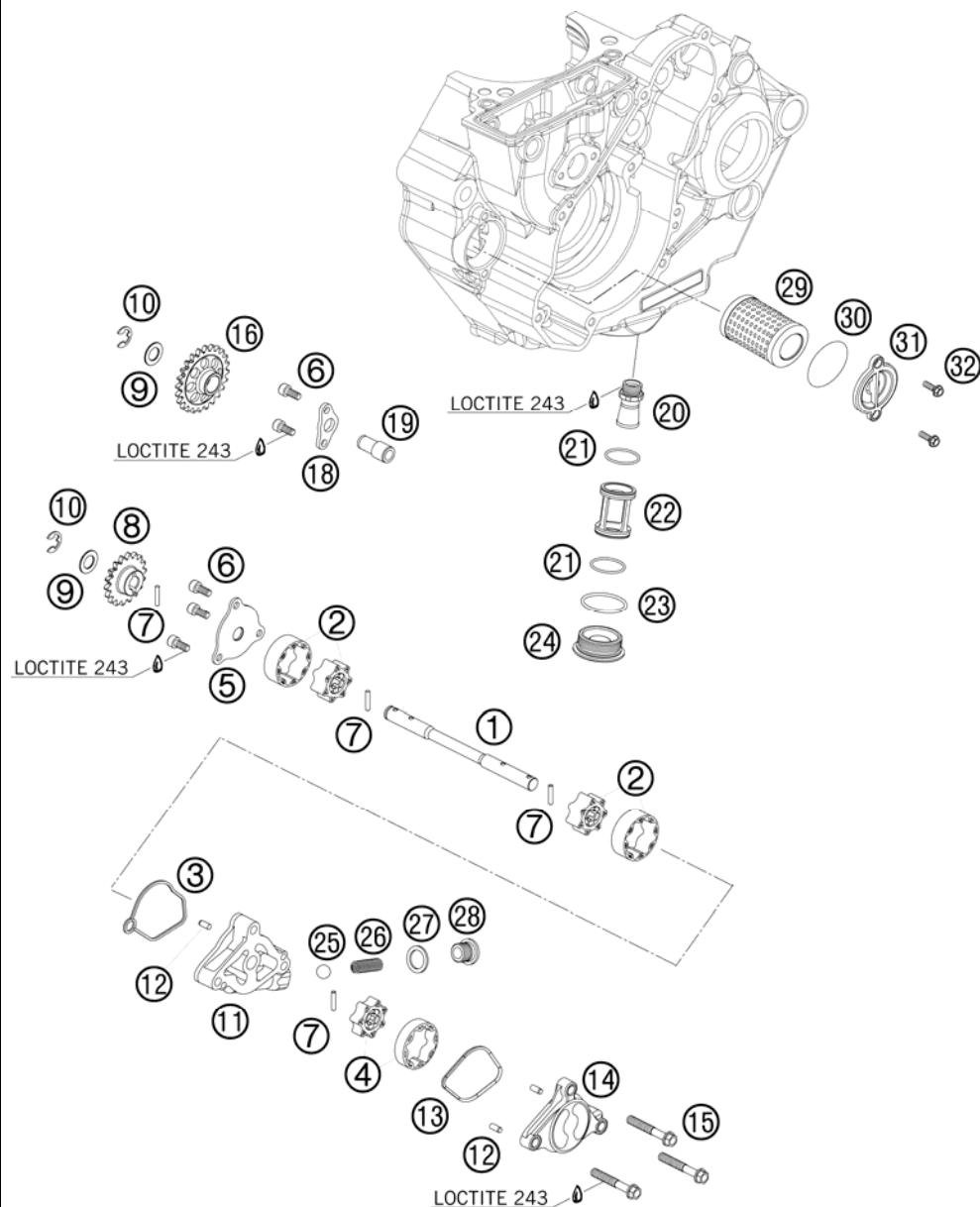


FIG	PART NUMBER	DESCRIPTION	QTY
1	77338002100	OIL PUMP SHAFT	1
2	77338107100	SUCTION PUMP CPL.	2
3	77338012000	GASKET PRESSURE PUMP CASE	1
4	77338207100	PRESSURE PUMP PEEK D=9MM	1
5	77338004100	PUMP COVER 07	1
6	0912050123	AH SCREW DIN0912-M 5X12	5
7	0402031580	NEEDLE ROLLER DIN5402 3X15,8	4
8	77338001100	OIL PUMP GEAR 18-T	1
9	77338023000	WASHER 10,2X18X1	2
10	0799080000	TAB WASHER DIN6799 RS8	2
11	77338010100	PRESSURE PUMP CASE	1
12	0402040980	NEEDLE ROL.DIN5402 NRB 4X9,8	3
13	77338112000	GASKET PRESSURE PUMP COVER	1
14	77338013100	PRESSURE PUMP COVER	1
15	0025060406	HH COLLAR SCREW M6X40 TX30	3
16	77338000150	OILPUMP IDLER GEAR 24-T.	1
18	77338061050	LOCK WASHER BEARING BOLT	1
19	77338061000	BEARING BOLT	1
20	77338022000	OIL INTAKE SNORKEL	1
21	0770023015	O-RING 23,00X1,50 NBR 70	2
22	77338016100	OIL SCREEN CPL.	1
23	0770300020	O-RING 30X2,0 FPM	1
24	77338019100	PLUG SCREW	1
25	0401100000	BALL D=10 DIN 5401	1
26	77338026100	COIL SPRING	1
27	0603142016	CU-SEAL RING 14X20X1,5 LC8 02	1
28	60038033050	PLUG SCREW M14X1,5 ALU AH	1
29	77338005100	OIL FILTER	1
30	07703305178	O-RING 33,05X1,78	1
31	77338041200	OIL FILTER COVER 08	1
32	0025060166	HH COLLAR SCREW M6X16 TX30	2

097733810 / C107733811

* NEW PART

X AS REQUIRED

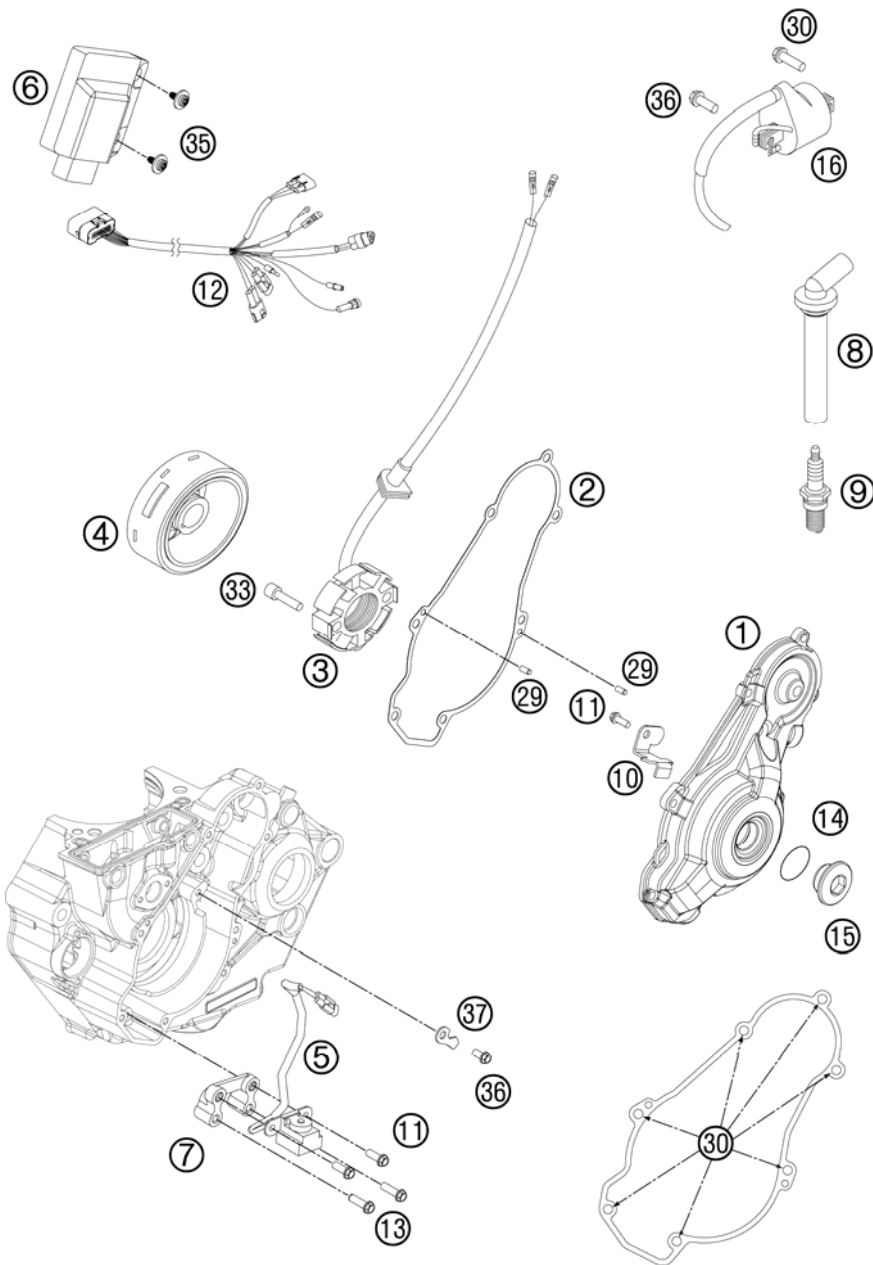


FIG	PART NUMBER	DESCRIPTION	QTY
1	7733000210015	IGNITION COVER 09	1
2	77330040100	IGNITION COVER GASKET	1
3	77339004000	STATOR SX 06	1
4	77039005000	FLYWHEEL 05	1
5	77339034000	PULSER COIL KOKUSAN "PU5165"	1
6	77339031000	CDI UNIT KOKUSAN 450 SX-F 07	1
7	77339035100	ADAPTER PULSER COIL	1
8	77339090000	SPARK PLUG NGK-XD05EMGK	1
9	77039093000	SPARK PLUG NGK CR9EKB '05	1
10	77330002050	WIRE RETAINING BRACKET	1
11	0025050106	COLLAR SCREW M5X12 ISA30	3
12	77339032000	WIRING HARNESS FOR CDI-BOX	1
13	0025050256	HH COLLAR SCREW M5X25 ISA30	2
14	0770220020	O-RING 22,00X2,00 B70	1
15	6003009400030	SCREW PLUG M24X1,5 PA 6.6	1
16	59039006000	IGNITIONCOIL "IG5128"	1
29	0402040980	NEEDLE ROL.DIN5402 NRB 4X9,8	2
30	0025060206	HH COLLAR SCREW M6X20 TX30	8
33	0912050253	AH SCREW DIN0912-M 5X25	2
35	0081650121	EJOT PT SCREW K50X12 WN5452	2
36	0025060166	HH COLLAR SCREW M6X16 TX30	2
37	77340097100	RETAINING PLATE F.PICKUPCABEL	1

127733911 / C127733911

* NEW PART

X AS REQUIRED

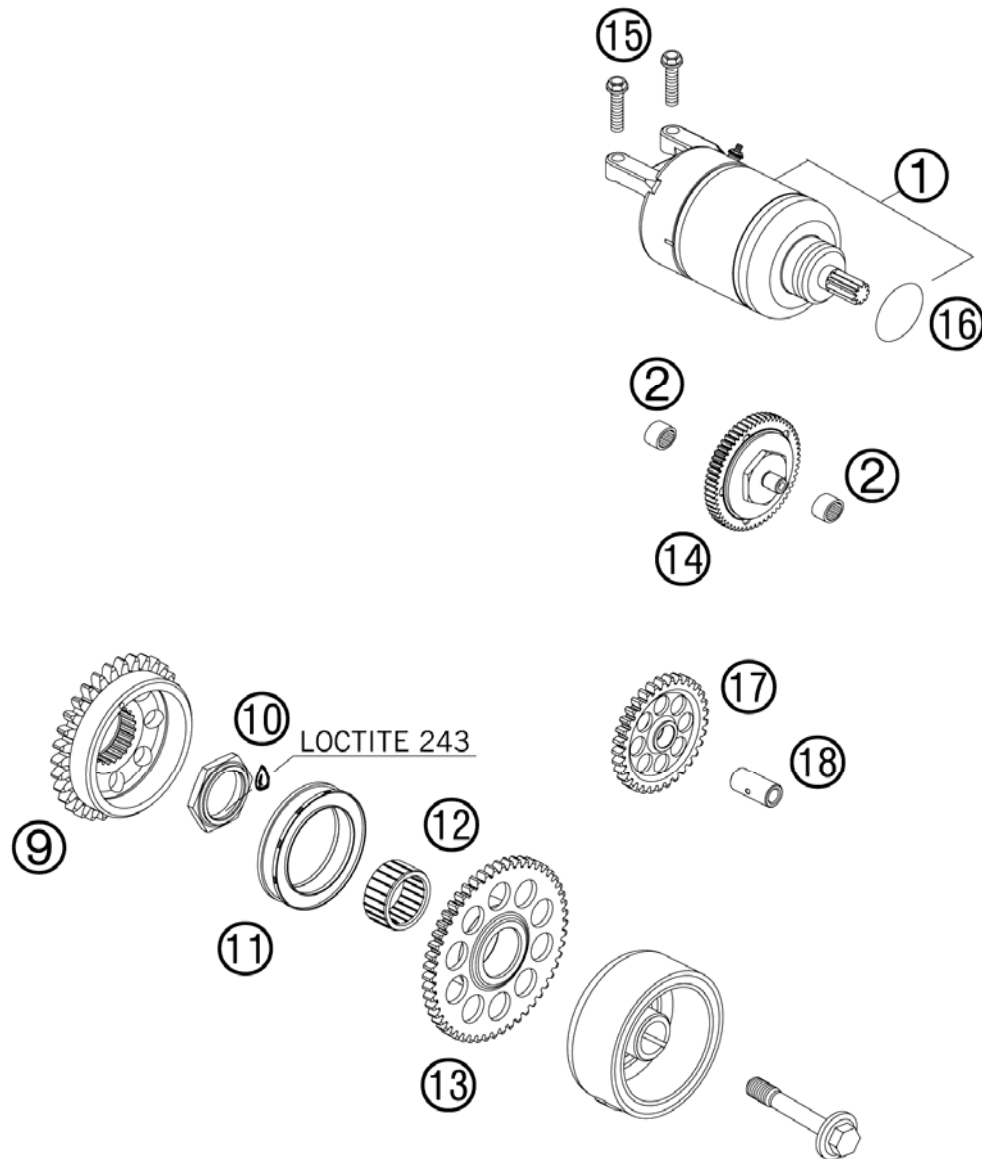




FIG	PART NUMBER	DESCRIPTION	QTY
1	77340001000	E-STARTER ENGINE CPL. 07	1
2	0618081210	NEEDLE BUSH HK 0810 DIN 618	2
9	77330955160	DRIVE WHEEL AGZR 505 07	1
10	77330029000	COLLAR NUT M27X1	1
11	H25015301	FREE WHEEL CLUTCH MECHANISM 97	1
12	0405253216	NEEDLE BEAR. K25X32X16	1
13	77340015100	STARTING GEAR Z=52	1
14	77340016100	TORQUE LIMITER CPL.	1
15	0025060256	HH COLLAR SCREW M6X25 TX30	2
16	0770250030	O-RING 25,00X3,00 NBR 70	1
17	77340022100	INTERMEDIATE STARTING GEAR	1
18	77340028000	BEARING BOLT	1


087734010 / C127734011

* NEW PART

X AS REQUIRED









KTM-Sportmotorcycle AG
A-5230 Mattighofen
www.ktm.at

KTM Group Partner



3CM089260LEN



Art.Nr.: 3CM089260LEN 7/2011