

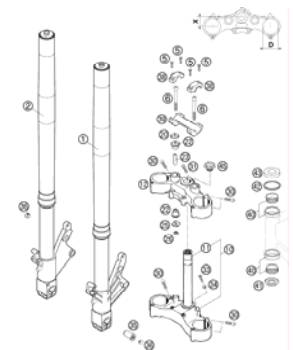
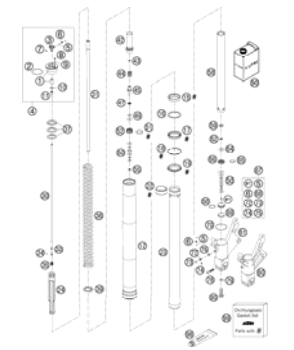
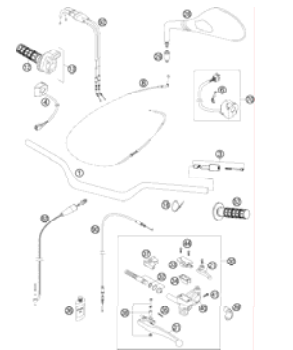
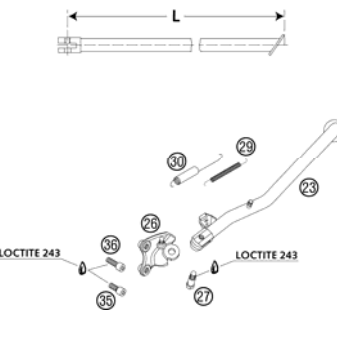
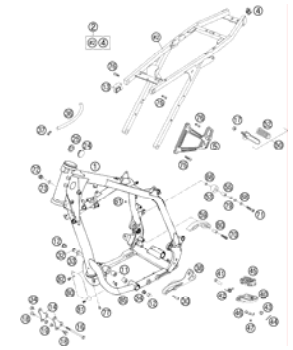
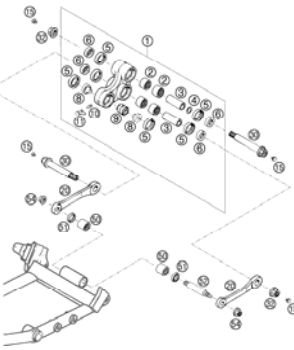
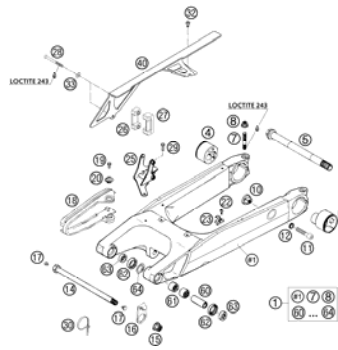
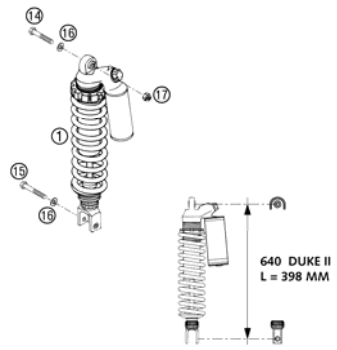
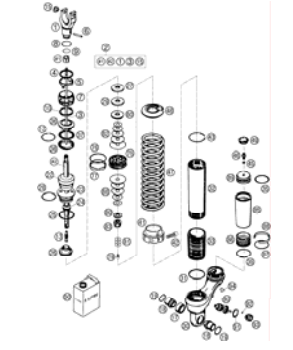
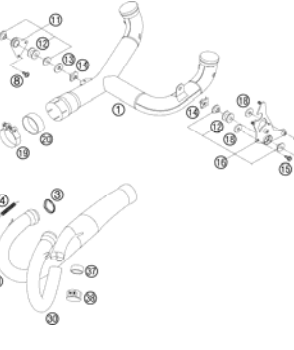
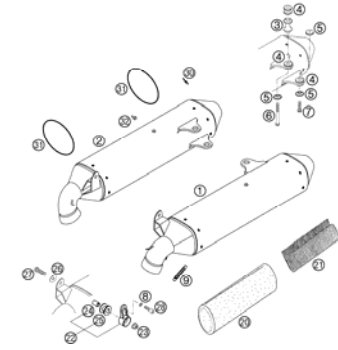
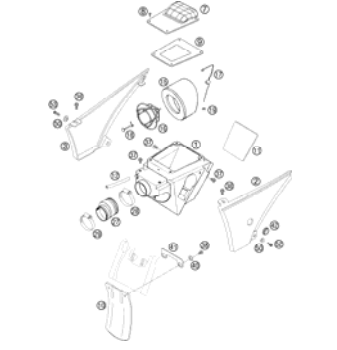
640 DUKE II LIMITED ED EU 2006

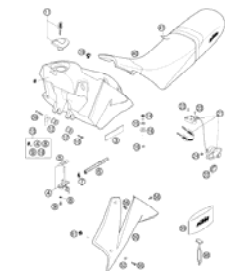
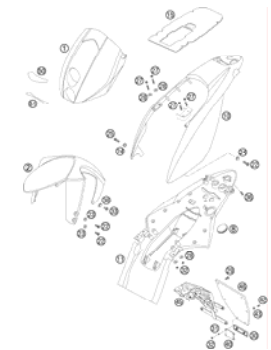
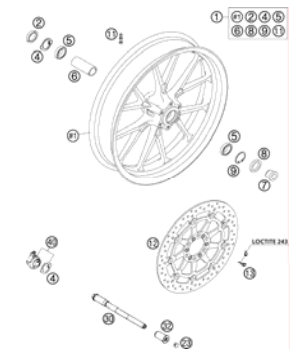
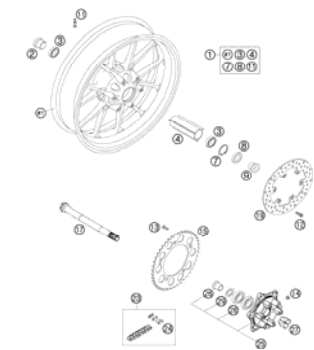
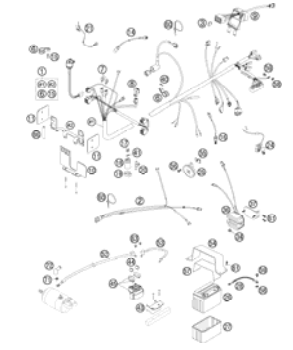
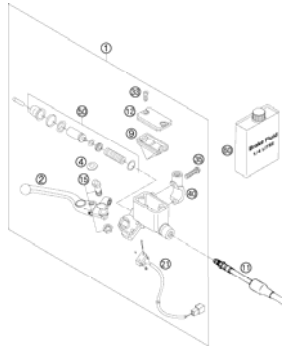
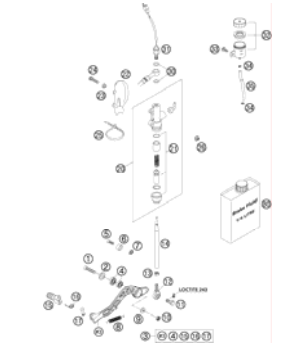
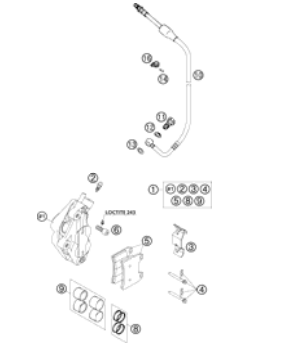
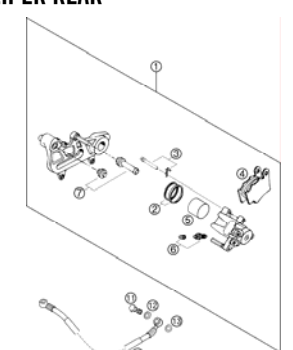
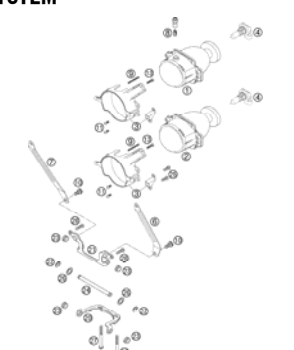
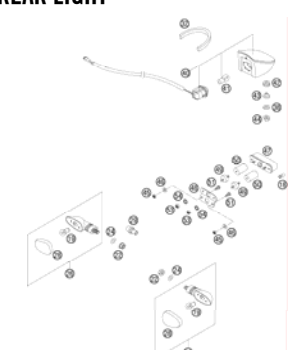
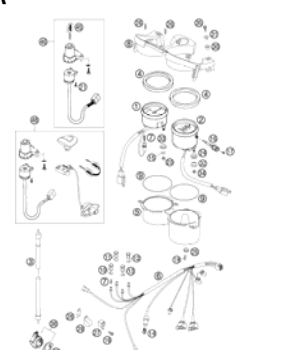
SPARE PARTS MANUAL: CHASSIS


ART.NO.: 3CF9725F7EN

ENGLISH



<p>FORK LEG WP</p>  <p>4</p>	<p>FORK LEGS WP</p>  <p>5</p>	<p>HANDLEBAR, CONTROLS</p>  <p>8</p>	<p>SIDE STAND</p>  <p>9</p>
<p>FRAME, SUB FRAME</p>  <p>10</p>	<p>PRO LEVER SYSTEM</p>  <p>12</p>	<p>SWINGARM, CHAIN GUARD</p>  <p>13</p>	<p>SHOCK ABSORBER WP</p>  <p>14</p>
<p>SHOCK ABSORBER WP DISASSEMBLED</p>  <p>15</p>	<p>PIPES</p>  <p>18</p>	<p>SILENCER</p>  <p>19</p>	<p>AIR FILTER BOX</p>  <p>20</p>

<p>TANK, SEAT, COVER</p>  <p>21</p>	<p>MASK, FENDERS</p>  <p>22</p>	<p>FRONT WHEEL</p>  <p>23</p>	<p>REAR WHEEL</p>  <p>24</p>
<p>WIRING HARNESS</p>  <p>25</p>	<p>HAND BRAKE CYLINDER BREMBO</p>  <p>27</p>	<p>REAR BRAKE CONTROL</p>  <p>28</p>	<p>BRAKE CALIPER FRONT</p>  <p>29</p>
<p>BRAKE CALIPER REAR</p>  <p>30</p>	<p>LIGHTING SYSTEM</p>  <p>31</p>	<p>FLASHER, REAR LIGHT</p>  <p>32</p>	<p>SPEEDOMETER</p>  <p>33</p>

		<p>All information contained is without obligation. KTM-Sportmotorcycle AG particularly reserves the right to modify any equipment, technical specifications, prices, colors, shapes, materials, services, service work, constructions, equipment and the like so as to adapt them to local conditions or to cancel any of the above items, all without previous announcement and without giving reasons. KTM may stop manufacturing certain models without previous notice. KTM shall not be held liable for any deviations of availability and/or ability to deliver, illustrations, descriptions, printing and/or other errors. The illustrated models partly contain extra equipment, which is not applied to standard models. © 2004 by KTM-SPORTMOTORCYCLE AG, Mattighofen AUSTRIA; All rights reserved; Reprint, also in extracts, with written allowance of KTM-SPORTMOTORCYCLE AG, Mattighofen only.</p>	

FORK LEG WP

640 DUKE II LIMITED ED EU 2006

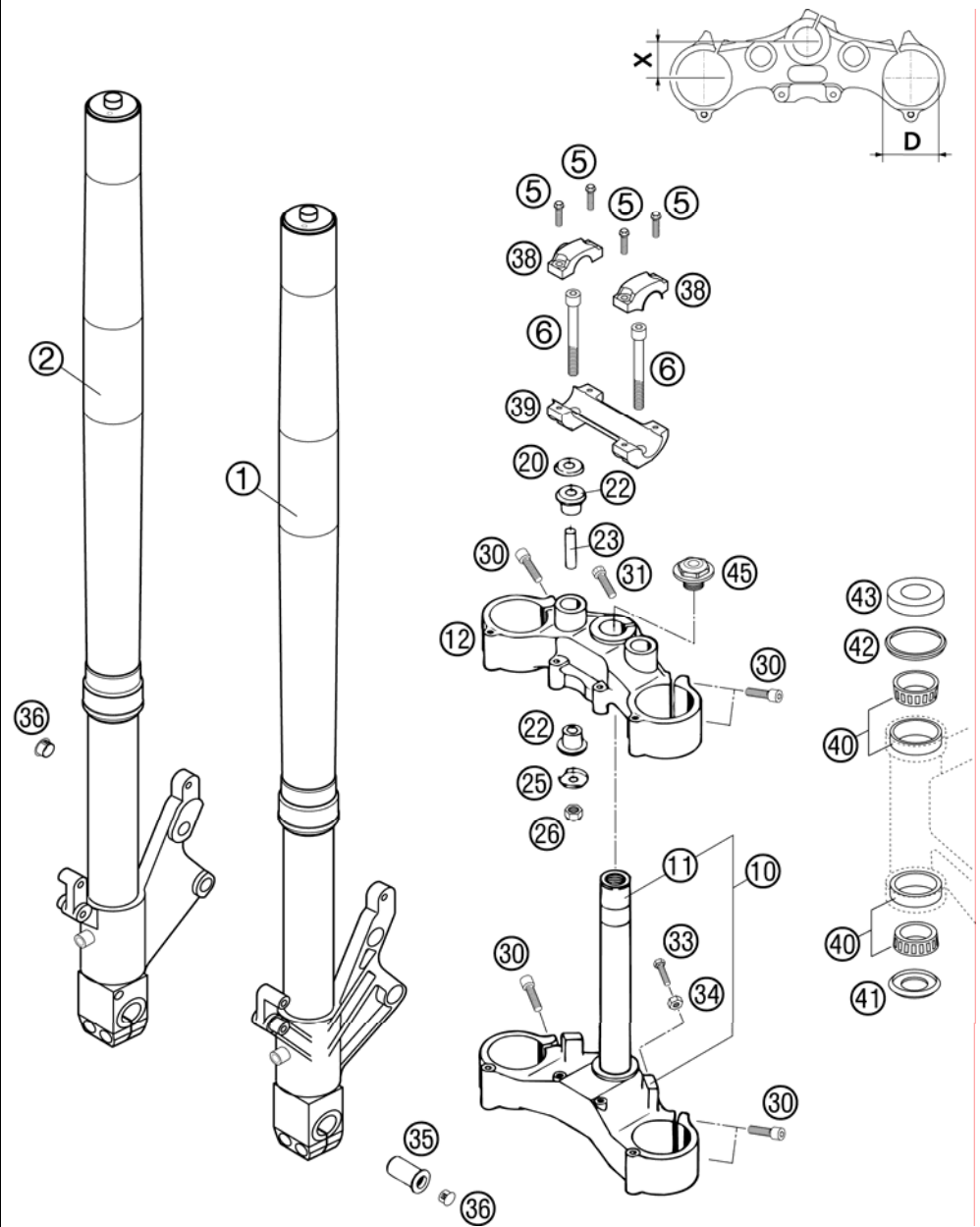


FIG	PART NUMBER	DESCRIPTION	QTY
1*	05187B03LS	FORK LEG L/S	1
2*	05187B03RS	FORK LEG R/S	1
5	0015080303	HH COLLAR SCREW M 8X30 WS=10	4
6	0984100706	AH SCREW DIN6912-M10X70 10.9	2
10	58701032000	BOT.TRIPLE CLAMP X=35MM/D=54MM BLACK	1
11	50101033100	FORK TUBE L=244 '91	1
12	58701034200	TOP TRIPLE CLAMP X=35MM/D=54MM BLACK	1
20	56401042000	WASHER 10,5X32X2	2
22	56401040000	RUBBER BUSHING	4
23	56401041100	SPACER TUBE 10,2X12X44	2
25	56401142000	WASHER 10,5X31	2
26	0982100003	SELF LOCK.NUT DIN0982-M10 HIGH	2
30	0912080353	AH SCREW DIN0912-M 8X35	8
31	0912080253	AH SCREW DIN0912-M 8X25	1
33	0933070253	HH SCREW DIN0933-M 7X25	2
34	0934070003	HEXAGON NUT DIN0934-M 7	2
35	58309082000	AXLE NUT M17 X 1,5 DUKE'94	1
36	58301098000	PLASTIC CAP 3/8" 2663	3
38	59001038200	HANDLEBAR CLAMP D=28MM 2000	2
39	59001039100	HANDLEBAR SUPPORT 28MM SC'99	1
40*	54201081100	TAPERED ROLLER BEARING CPL. 06	2
41	54601084100	O-RING SUPPORT W. SEALING LIP	1
42	54601184000	STEERING HEAD GASKET TOP	1
43	54201086000	STEERING HEAD COVER	1
45	50301036000	STEER.HEAD SCREW M20X1,5 WS=27	1

03587010 / C065870102

* NEW PART

X AS REQUIRED

FORK LEGS WP

640 DUKE II LIMITED ED EU 2006

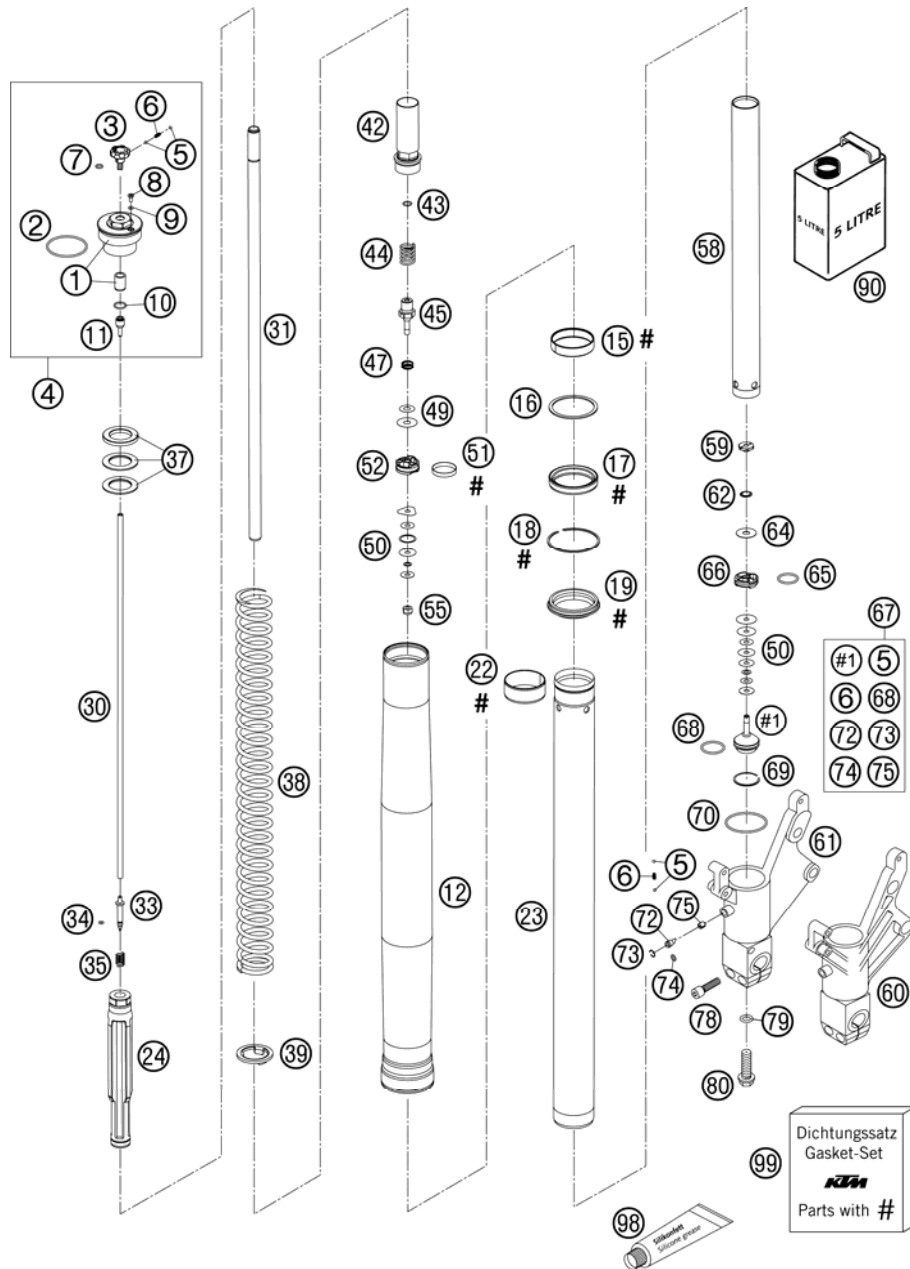


FIG	PART NUMBER	DESCRIPTION	QTY
1*	48600020S1	SCREW CAP M51X1,5 CPL.	2
2	46810340	O-RING NBR 45X2	2
3	48600018	KNOB REBOUNG ADJUSTER	2
4	48600020S1	SCREW CAP M51X1,5 CPL.	2
5	40540603	STEEL BALL D=3MM	8
6	48600028	SPRING D=2,9 L=7,9	4
7	48600044	O-RING NBR 6X1,5	2
8	48600058	VENT SCREW M4X6	2
9	48600009	O-RING NBR 3,7X1,6	2
10	48600043	O-RING NBR 12X1,5	2
11	48600019	HOLDER F.ADJUSTMENT TUBE D=4MM	2
12	43570210	OUT.TUBE BLACK L=577MM D=54/57	2
15	43570204	DU-BUSH 43X47X12 DAIDO	2
16	43570092	SUPPORT RING 45 X 52,5 X 1,5	2
17	43570201	OIL SEAL RING 43 X 52,9 X 9,5	2
18	43570008	LOCK WASHER SB53	2
19	43570202	DUST STRIPPER 43 X 53,4 X 11,8	2
22	43570203	DU-BUSH 42X44X20	2
23	43570222	INNER TUBE D=43MM L=550MM 04	2
24	43570142S	HYDR.STOP L=200MM D=27,5 CPL.	2
30	48600131	ADJUSTMENT TUBE L=357MM	2
31*	48600413	PISTONROD D=14 L=391 M11X1	2
33	48600189	NEEDLE REBOUNG 2003	2
34	48600046	O-RING NBR 3X1,5	2
35	48600033	SPRING REBOUNG NEEDLE C=4N/MM	2
37	48600036	SPACER 42X26,5X2,5	x
37	48600037	SPACER 42X26,5X5	x
37	48600038	SPACER 42X26,5X10	x
37	48600053	SPACER 42X26,5X1,5	x
38	95010018S	SPRING 7,0 N/MM SET D=4,9MM	1
39	43570131	INTERM. RING 26,2X38,5X3	2
42*	48600200S1	SCREW SLEEVE M29,3X1 L=65 CPL.	2
43	48600239	O-RING NBR 8X1,25	2
44*	48600403	REBOUNG SPRING D=15MM L=34,5MM	2
45	48600203	TAB REBOUNG D=3 03	2
47	35480377	SPRING CHECK VALVE D=0,5	2

055870102 / C065870103

* NEW PART

X AS REQUIRED

FORK LEGS WP

640 DUKE II LIMITED ED EU 2006

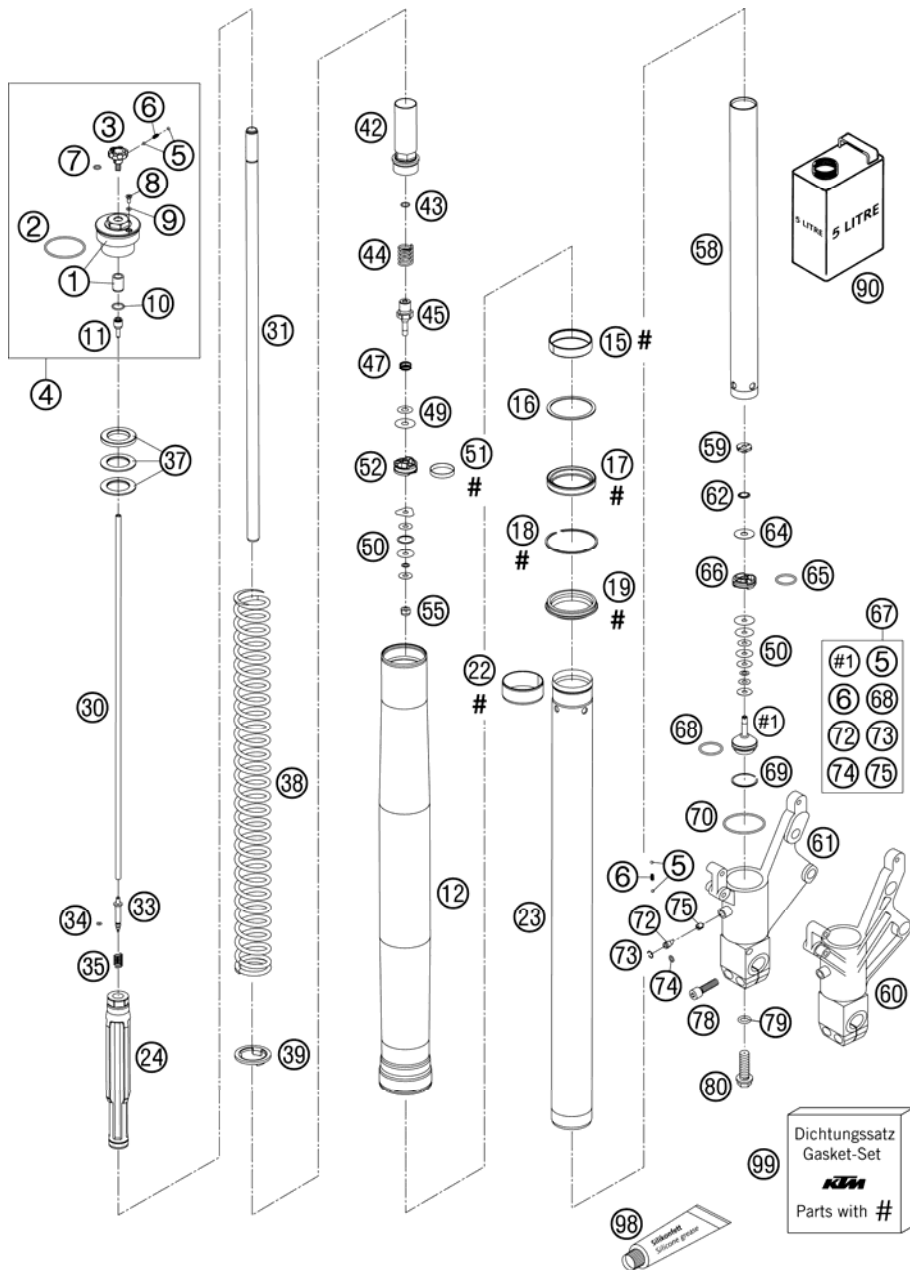


FIG	PART NUMBER	DESCRIPTION	QTY
49	48600062	CHECK VALVE 8X24X0,1	8
49	48600068	CHECK VALVE 8X18X0,1	2
49	48600215	CHECK VALVE 8X20X0,1	2
49	48600216	CHECK VALVE 8X22X0,1	2
50	40540401	SHIM 6X14X0,1	x
50	40540402	SHIM 6X16X0,1	x
50	40540403	SHIM 6X18X0,1	x
50	40540414	SHIM 6X16X0,25	x
50	40540415	SHIM 6X18X0,25	x
50	40541391	SHIM 6X11X0,3	x
50	40541402	SHIM 6X11X0,2	x
50	48600063	SHIM 6X24X0,1	x
50	48600064	SHIM 6X22X0,1	x
50	48600065	SHIM 6X20X0,1	x
50	48600116	SHIM 6X24X0,1 DELTA	x
51	48600060	PISTON RING 5X1X84	2
52	48600042	PISTON REBOUND D=27,7	2
55	40540486	NUT M6X0,5 REBOUND	2
58	48600133	TUBE 29,3X1X405 D=28MM	2
59	48600163	CHECK VALVE NUT M6X0,5 D=2	2
60	43570196	AXLE CLAMP L/S BLACK DUKE 2002	1
61	43570197	AXLE CLAMP R/S BLACK DUKE 2002	1
62	48600202	SPRING CHECK VALVE D=0,7	2
64	48600061	CHECK VALVE 8X24X0,4	2
65	46811499	O-RING NBR 21X2	2
66	48600047	PISTON COMPRESSION D=27,9	2
67	48600177S	TAP COMPRESSION CPL.	2
68	43570180	O-RING NBR 15X1,5	2
69	43570175	COPPER WASHER 29,8X1,6	2
70	43570023	O-RING NBR 41X2	2
72	48600034	COMPRESSION ADJ. SCREW	2
73	48600051	LOCK WASHER RB12	2
74	48600049	O-RING NBR 8X2	2
75	48600190	NEEDLE COMPRESSION 2003	2
78	0912080303	AH SCREW DIN0912-M 8X30	4
79	46810146	COPPER WASHER 12X16X1,5	2

055870102 / C065870103

* NEW PART

X AS REQUIRED

FORK LEGS WP

640 DUKE II LIMITED ED EU 2006

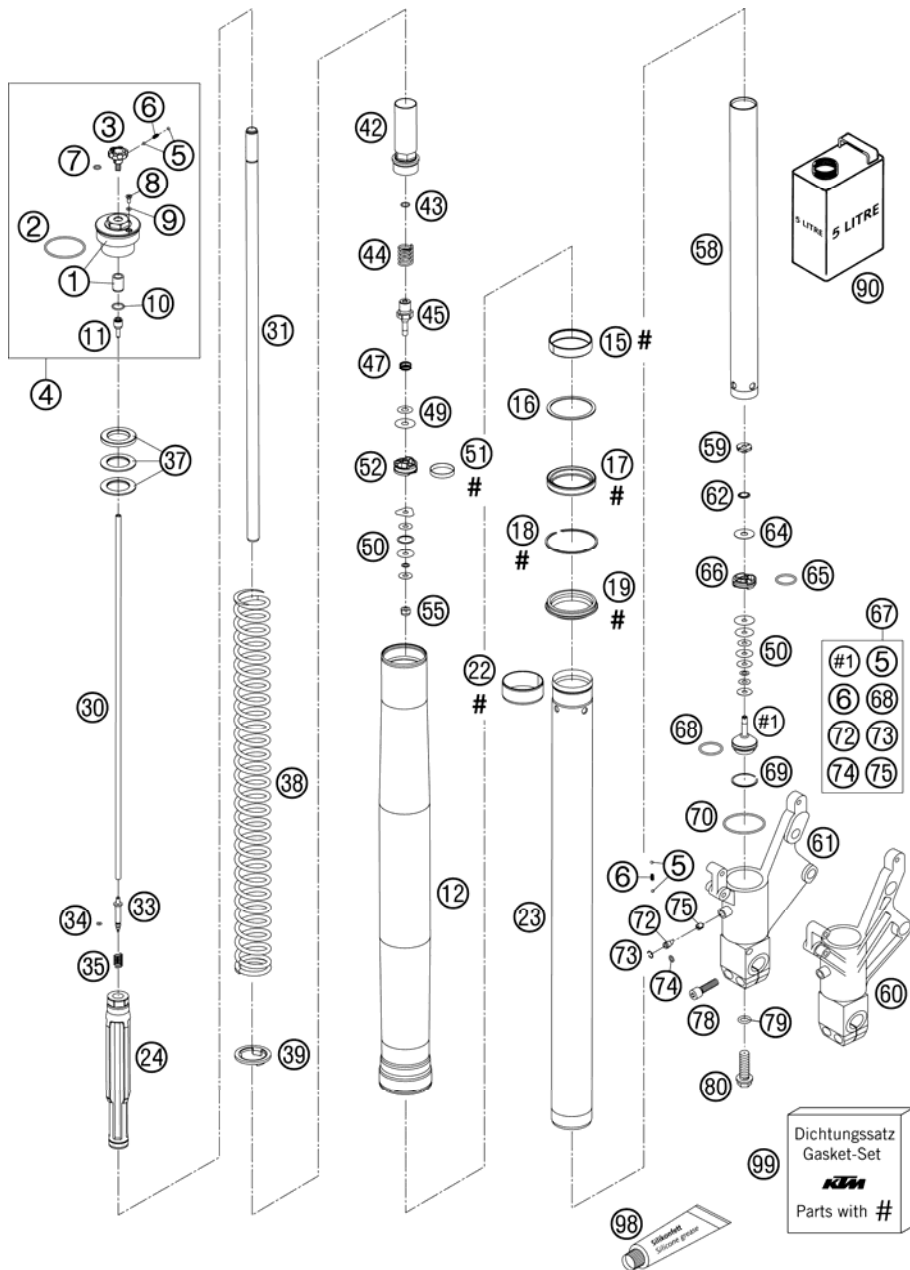


FIG	PART NUMBER	DESCRIPTION	QTY
80	48600176	BOLT M12X1 D=3	2
90	48600401S1	FORK OIL SAE 5 2005 0,8 LITRE	1
98	T511	SILICONE GREASE F. DUST STRI	1
99	R510	REPAIR-KIT GASKET 4357 MXMA 03	1

055870102 / C065870103

* NEW PART

X AS REQUIRED

HANDLEBAR, CONTROLS

640 DUKE II LIMITED ED EU 2006

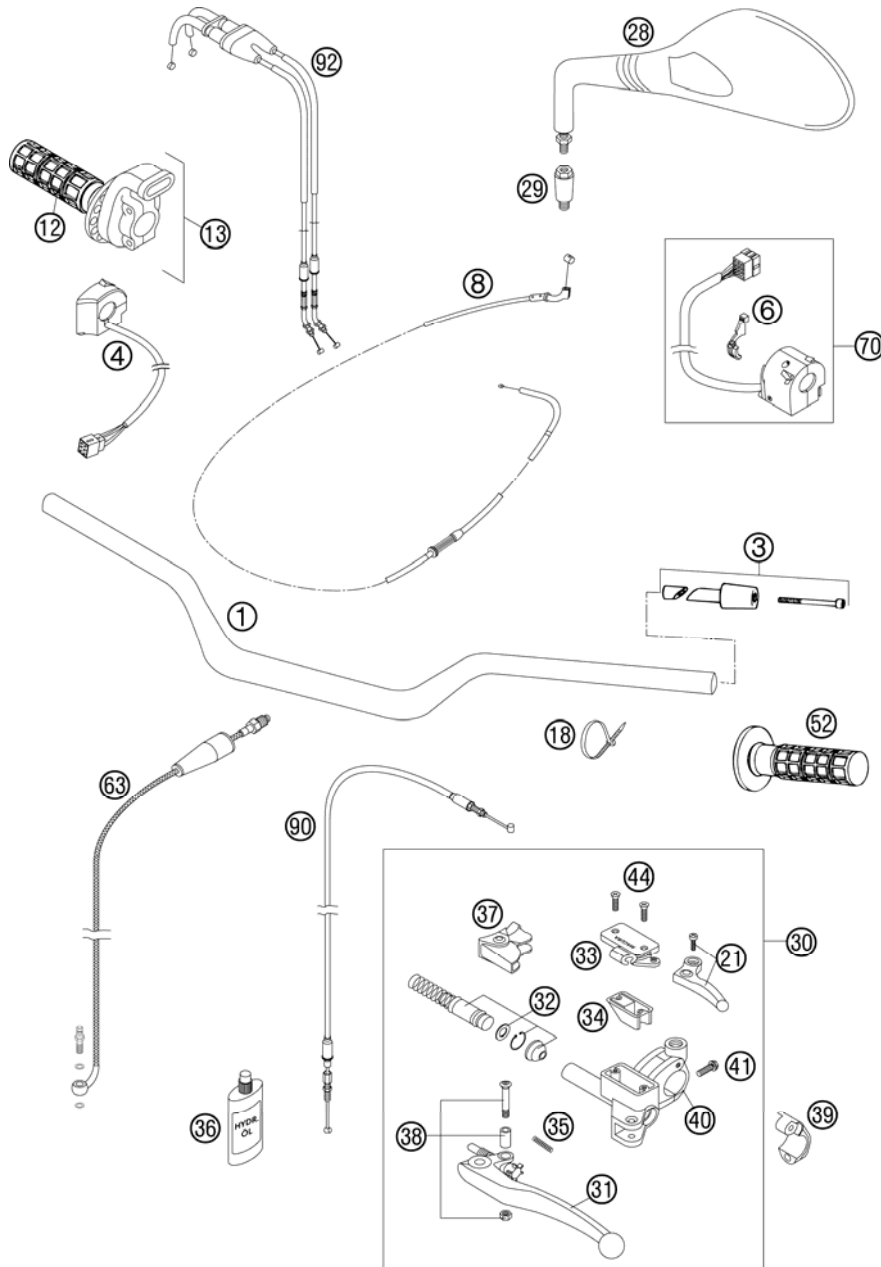


FIG	PART NUMBER	DESCRIPTION	QTY
1	58702001000	HANDLEBAR ALU DUKE 2002	1
3	58302004044	VIBRATIONS ABSORBER CPL. '94	2
4	58411074200	START-STOP SWITCH AD 03	1
6	58402050000	CHOKE LEVER LC4 2002	1
8	58402095100	CHOKE CABLE F. MIKUNI LC4 02	1
12	58302003100	TWIST GRIP COVER PERFORATED	1
13	58702010000	THROTTLE GRIP CPL. DUKE 2000	1
18	44011076100	CABLE TIE 100/2,5MM BLACK	4
21	59002047000	DECO.LEVER CPL. RACING 2000	1
28*	58712040100	REAR MIRROR L/S 05	1
28*	58712041100	REAR MIRROR R/S 05	1
29	58412040050	SUPPORT FOR MIRROR LC4 '98	2
30	58402030000	MASTER CYLINDER CPL. LC4 03	1
31	60002031000	CLUTCH LEVER LONG CPL. 2003	1
32	50302032000	REP.SET PISTON CLUT.HYDR. '98	1
33	59002033000	COVER HYD.CLUTCH RACING 2000	1
34	50302034000	RUBBER FOR RESERVOIR '98	1
35	59002035000	SPRING FOR CLUTCH LEVER 03	1
36	50302036200	OIL FOR HYD. CLUTCH 75ML	1
37	50302037000	PROTECT.CAP FOR LEVER PERCH'98	1
38	50302038000	LEVER SCREW CPL. 125-200 '98	1
39	50302030150	CLAMP WITH PIN 2000	x
40	59002044000	CLAMP MIRROR WITH PIN	1
41	0015060203	HH COLLAR SCREW M 6X20 WS=8	1
44	0965040123	FLAT HEAD SCREW DIN0965-M 4X12	2
52	58302052100	FIXED GRIP L/S PERFORATED	1
63	58432063000	CLUTCH PIPE LC4/SXC/SM 03	1
70	58411070100	HEAD LIGHT SWITCH AD LC4 02	1
90	58402094000	DECOMPR. CABLE LC4 03	1
92	58402091600	THROTT.CABLE "OPEN-CLOSE" 2000	1

055870201 / C065870201

* NEW PART

X AS REQUIRED

SIDE STAND

640 DUKE II LIMITED ED EU 2006

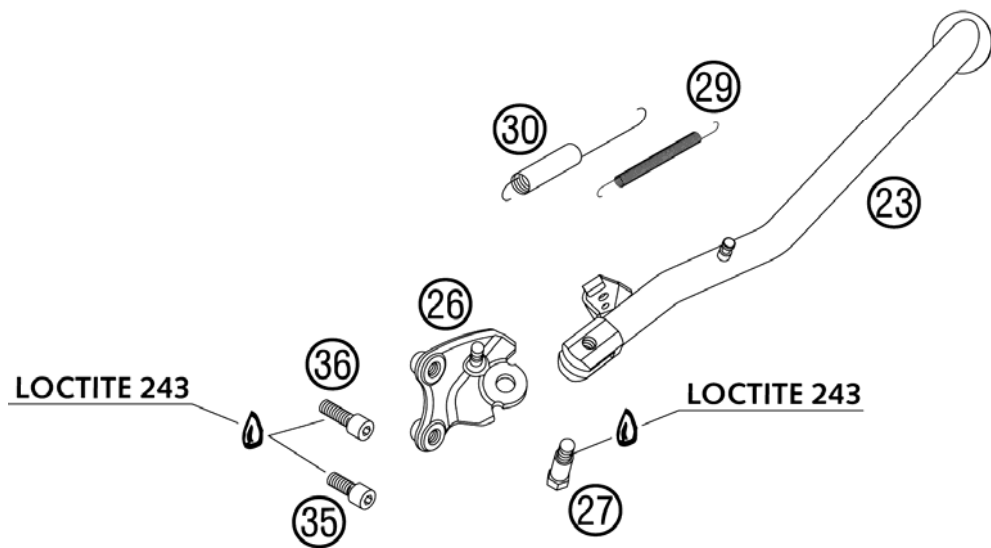
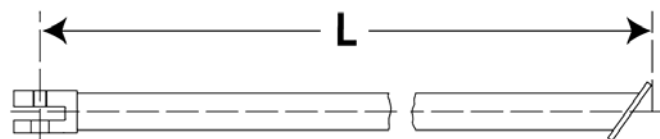


FIG	PART NUMBER	DESCRIPTION	QTY
23	5870302310030	SIDE STAND BLACK L=392 MM 04	1
26	58403026600	SIDESTAND BRACKET CPL. 03	1
27	58203027200	SCREW FOR SIDE STAND M10X26,7	1
29	58403030000	SIDE STAND SPRING D=7,7MM '97	1
30	58403030100	SIDE ST.SPRING LO. W.RUBBER 03	1
35	0912100256	AH SCREW DIN0912-M10X25 10.9	1
36	0912100303	AH SCREW DIN0912-M10X30	1

055870303 / C055870303

* NEW PART

X AS REQUIRED

FRAME, SUB FRAME

640 DUKE II LIMITED ED EU 2006

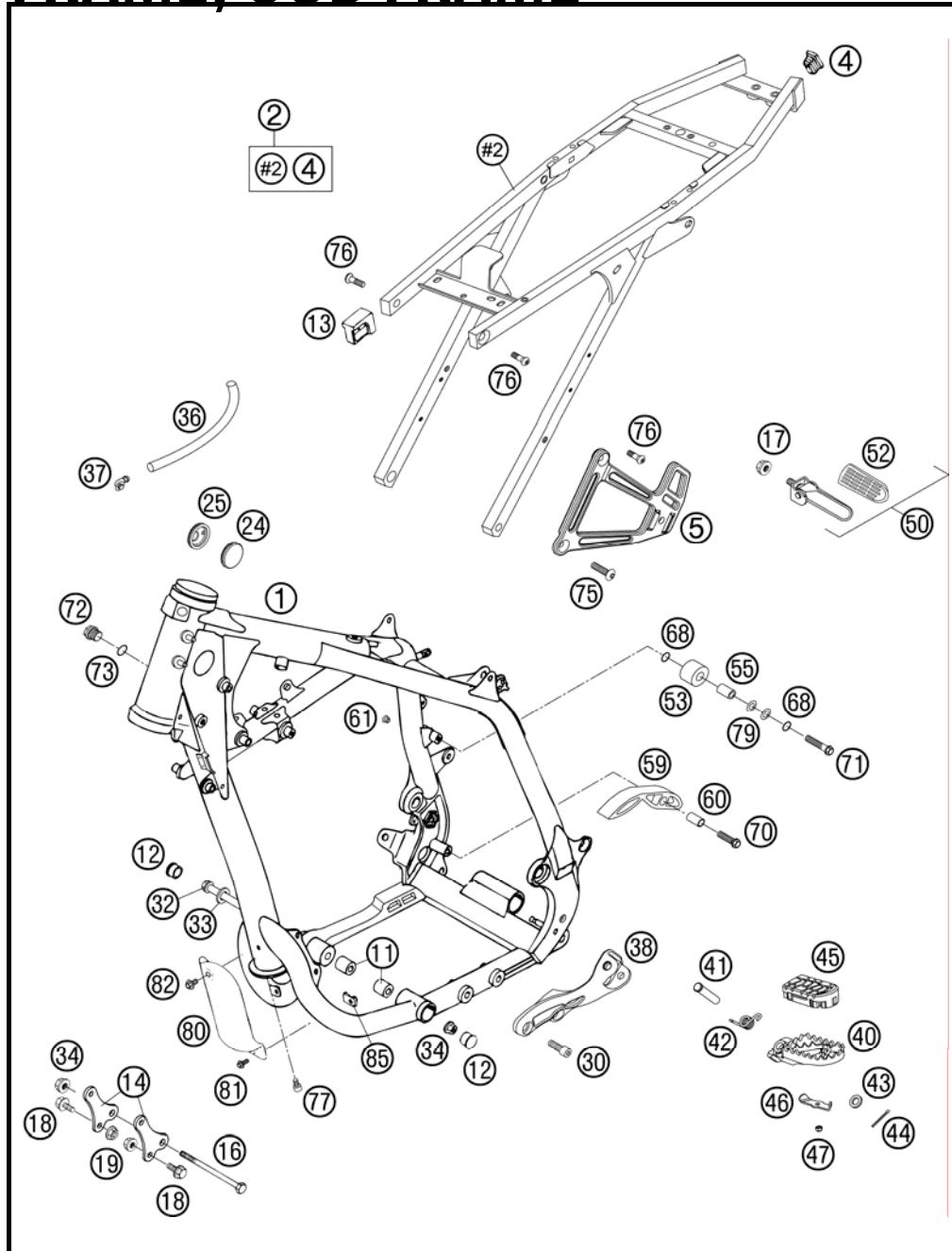


FIG	PART NUMBER	DESCRIPTION	QTY
1	5870300144430	FRAME CPL. "EH05" DUKE 05	1
2	58703002044	SUB FRAME CPL. BLACK DUKE '99	1
4	58303002090	PLUG 12 X 17 MM	2
5	5810300420030	FOOTREST BRACKET R/S BLACK	1
5	5870304800030	FOOTREST BRACKET RE.L/S BLA.04	1
11	58003012000	SPACER ROLLER 10,3X20X22	2
12	71001012100	PVC CAP D=22MM	2
13	58307015000	TANK SUPPORT '93	2
14	58303055000	ENGINE SUPPORT AGW '94	2
16	58403013000	ENGINE BRAC.SCREW M10X110 WS13	1
17	49009082000	SELF LOCKING NUT M10 FK8	2
18	49109481052	HH COLLAR SCREW M 8X16 WS=13	4
19	54310086200	SELF LOCKING NUT M8 10.9	4
24	54606004000	PLUG 37MM	1
25	54606004100	PLUG 37MM PERFORATED 04	1
30	0912100250	AH SCREW DIN6912-M10X25,10.9,L	2
32	58403014000	ENGINE BRAC.SCREW M10X160 WS13	1
33	31004001100	WASHER 10,5 X 21 X 3	1
34	54630044000	COLLAR NUT M10 WS=13	2
36	55007016001	PVC-HOSE 7X10 PER METER	x
37	50303089000	ANGEL PIECE '97	1
38*	58403038100	FOOTREST BRACKET LEFT ALU 05	1
40	59003040250	FOOT PED L/S SILVER 02	1
40	59003041250	FOOT PED R/S SILVER 02	1
41	54803044000	BOLT FOR FOOT PED 03	2
42	54603041000	FOOTREST SPRING L/S & R/S	2
43	0125100003	WASHER DIN0125-A10,5	2
44	0094032253	PIN DIN0094-3,2X25 STEEL	2
45	60003040010	FOOTREST RUBBER FRONT L/S 03	1
45	60003041010	FOOTREST RUBBER FRONT R/S 03	1
46	60003044010	CLOSING PANEL FRONT L/S R/S 03	2
47	0985050003	SELF LOCKING NUT DIN0985-M 5	2
50	58303050044	FOOTREST REAR L/S CPL. '95	1
50	58303150044	FOOT REST REAR R/S CPL. '95	1
52	58303051000	FOOTREST RUBBER L/S&R/S DUKE95	2
53	58403060000	CHAIN ROLL 12X29X22,5 '98	1

04587030 / C065870302

* NEW PART

X AS REQUIRED

FRAME, SUB FRAME

640 DUKE II LIMITED ED EU 2006

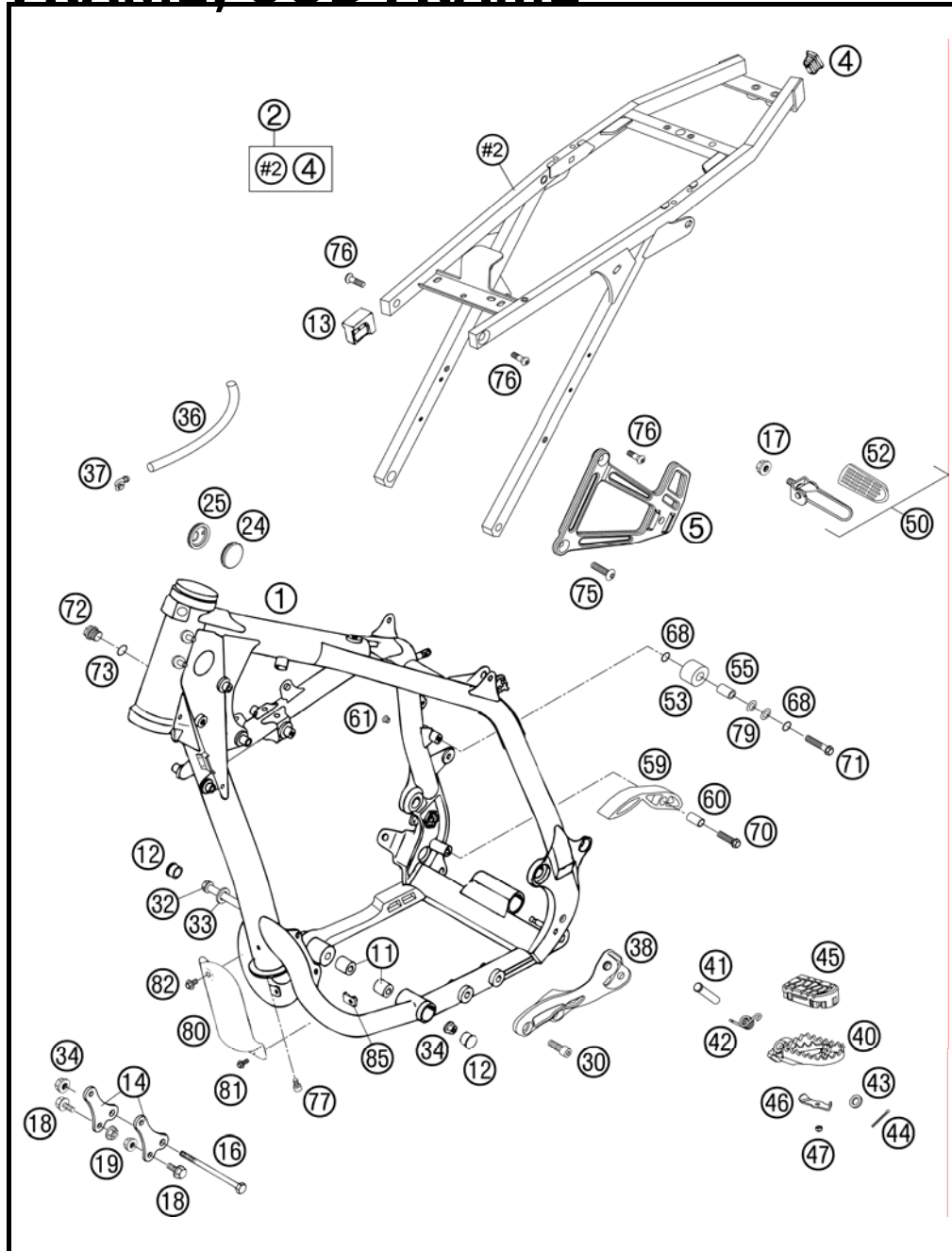


FIG	PART NUMBER	DESCRIPTION	QTY
55	58403060065	BUSH CHAIN ROLL 8X12X23 '98	1
59	51103053000	CHAIN SLIDING PIECE BELOW '97	1
60	51103053051	BUSHING 8,2X10X20	1
61	54403135000	PLASTIC CAP SFL10	1
68	36003014000	LOCK WASHER 8MM	2
70	0015080303	HH COLLAR SCREW M 8X30 WS=10	1
71	0015080403	HH COLLAR SCREW M 8X40 WS=10	1
72	0910160153	PLUG DIN0910-M16X1,5	1
73	0603162220	CU-SEAL RING 16X22X2	1
75	54510052200	AH SCREW 8X29 FL.HEAD 04	2
76	54510052100	SPROCKET SCREW-AH M8X26 WS=6	4
77	0984060103	AH SCREW DIN7984-M 6X10	1
79	0125080003	WASHER DIN0125-A 8,4	2
80	58303010000	COVER OIL FILTER '94	1
81	0014060153	HH COLLAR SCREW M 6X15 WS=8	2
82	0014060103	HH COLLAR SCREW M 6X10 WS=8	1
85	54603048100	RANGE CHANGE METAL NUT M6	2

04587030 / C065870302

* NEW PART

X AS REQUIRED

PRO LEVER SYSTEM

640 DUKE II LIMITED ED EU 2006

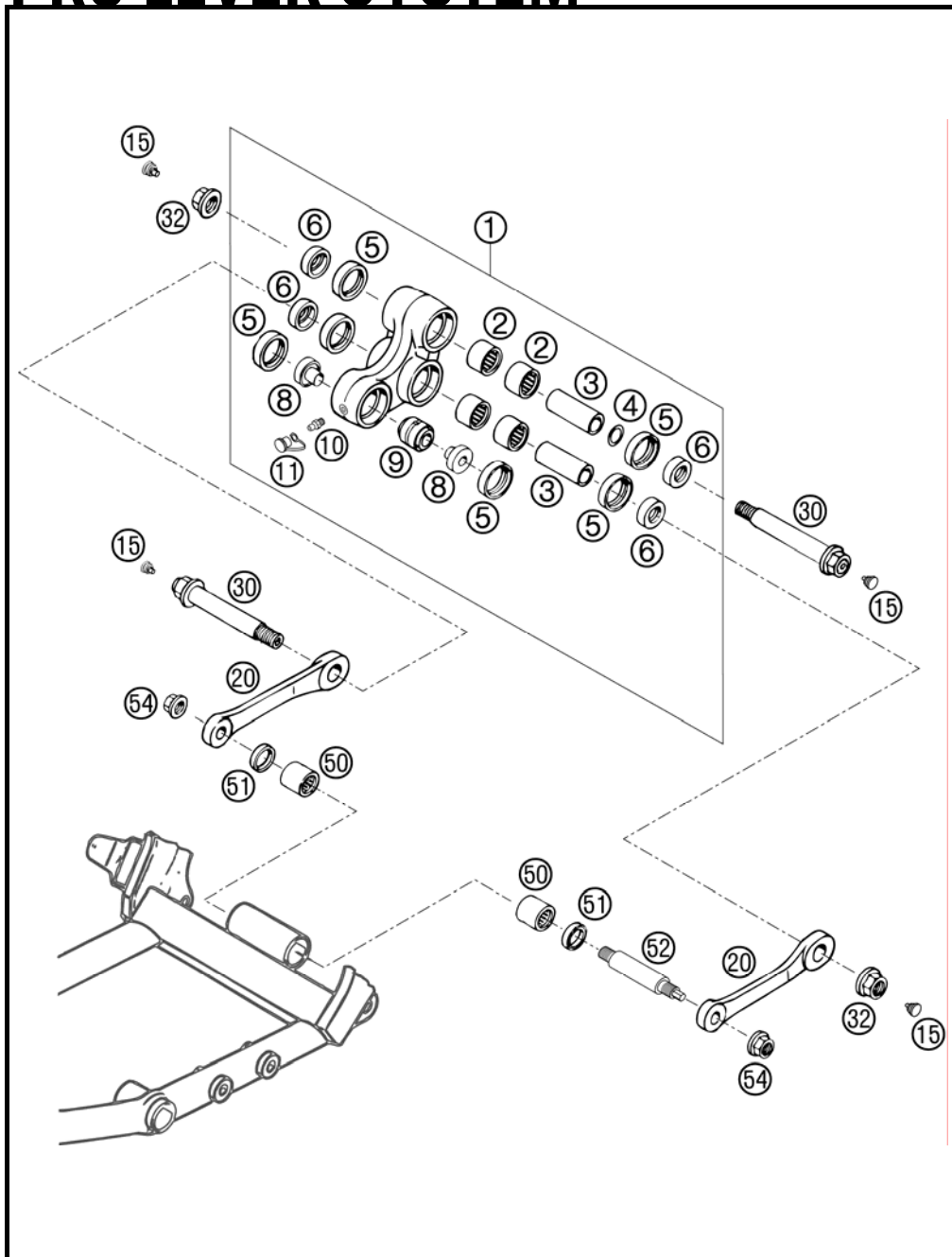


FIG	PART NUMBER	DESCRIPTION	QTY
1	58303080244	ROCKER ARM CPL. FORGED LC4 '99	1
2	54603097000	NEEDLE BUSH HK 2016	4
3	54603081000	BUSHING SLEEVE 15 X 20 X 48	2
4	54603090010	STEEL WASHER 15,2X19X0,1	x
4	54603090020	STEEL WASHER 15,2X19X0,2	x
4	54603090030	STEEL WASHER 15,2X19X0,3	x
5	0760253270	SHAFT SEAL RING 25X32X7	6
6	58303090000	SPAC.F.SHAFT SEALRING 15X25X11	4
8	58303085100	BUSHING FOR BEARING LINK '95	2
9	54203083050	LINK BEARING 12X25X22(16-1061)	1
10	72003035000	GREASE FITTING M6 STRAIGHT	1
11	53003099000	CAP WITH LOOP RED	1
15	54403135000	PLASTIC CAP SFL10	4
20	58303083100	CONNECTING ROD L=124MM '94	2
30	54603182044	BOLT CPL. 15X98MM / M14X1,5	2
32	54603015000	SELF LOCKING NUT M14X1,5 WS=19	2
50	56503195100	NEEDLE BEARING HK 1816	2
51	0760182442	SHAFT SEAL RING 18X24X4	2
52	58303084100	BUSHING BOLT CONNECTING BAR'96	1
54	49103415000	SELF LOCK. NUT M12X1,75 WS=19	2

02584044 / C055870403

* NEW PART

X AS REQUIRED

SWINGARM, CHAIN GUARD

640 DUKE II LIMITED ED EU 2006

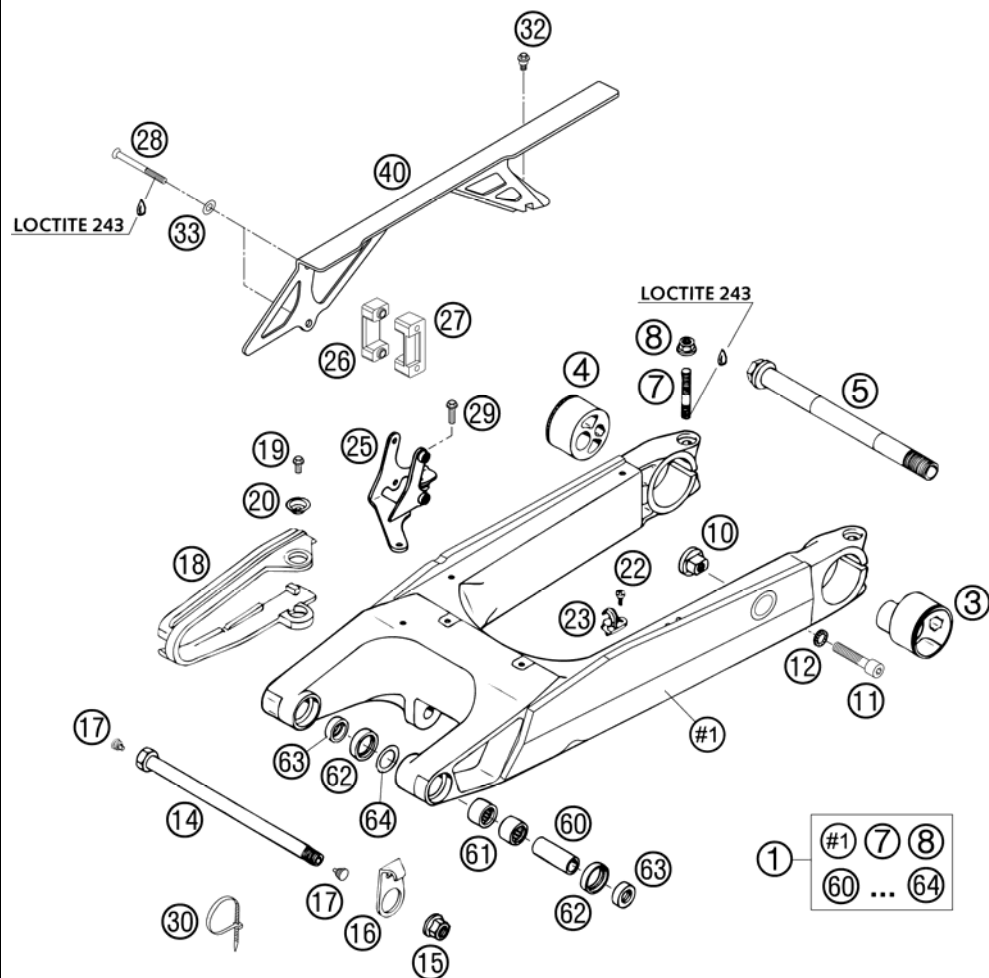


FIG	PART NUMBER	DESCRIPTION	QTY
1	58704030244	SWINGARM CPL. DUKE 2002	1
3	58303030011	ECCENTRICS L/S '94	1
4	58303130011	ECCENTRICS R/S '94	1
5	58310085000	WHEEL SPINDLE REAR L=232MM '94	1
7	0835100456	STUD DIN0835-M10X45	2
8	54630044000	COLLAR NUT M10 WS=13	2
10	58313050000	BRAKE CARRIER SUPPORT	1
11	0912100453	AH SCREW DIN0912-M10X45	1
12	50233041100	PAIR OF WASHERS M10 NORDLOCK	1
14	54603014100	SWINGARM BOLT KPL. L=253	1
15	54603015000	SELF LOCKING NUT M14X1,5 WS=19	1
16	50230211000	BRAKE HOSE GUIDE '89	1
17	54403135000	PLASTIC CAP SFL10	2
18	58307073000	CHAIN SLIDING GUARD DUKE'94	1
19	0015060103	HH COLLAR SCREW M 6X10 WS=8	2
20	72210079000	BUCKET	2
22	0009050103	SPECIAL SCREW M 5,0X10	2
23	54611076000	RETAINING CLAMP FOR BRAKE HOSE	2
25	58307068200	BRACKET FOR CHAIN GUIDE 02	1
26	58604067000	CHAIN GUIDE INSIDE 05	1
27	58604068000	CHAIN GUIDE OUTSIDE 05	1
28	0991060553	FLAT HEAD SCREW DIN7991 M6X55	2
29	0015060123	HH COLLAR SCREW M 6X12 WS=8	2
30	44011076200	CABLE TIE 200/3,6MM BLACK	x
32	59001092050	SPECIAL SCREW M6X12,5 WS=8	1
33	58404060051	WASHER F. CHAINGUARD SM 02	2
40	58404060000	CHAINGUARD SM, DUKE 2002	1
60	50203081700	BUSHING SLEEVE 15X20X38,75	2
61	59004031000	NEEDLE BUSH HK2012V	4
62	0760253270	SHAFT SEAL RING 25X32X7	4
63	54603090000	BUCKET F.SHAFTSEALRING 15X25X9	4
64	59004033100	WASHER 20X32X0,8	2

055870400 / C065870400

* NEW PART

X AS REQUIRED

SHOCK ABSORBER WP

640 DUKE II LIMITED ED EU 2006

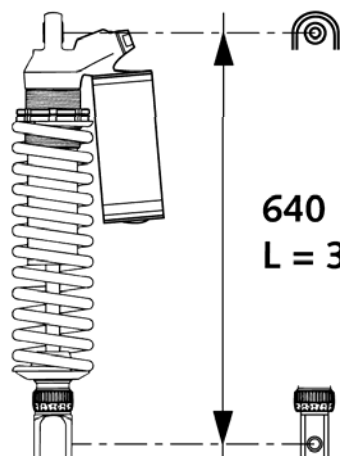
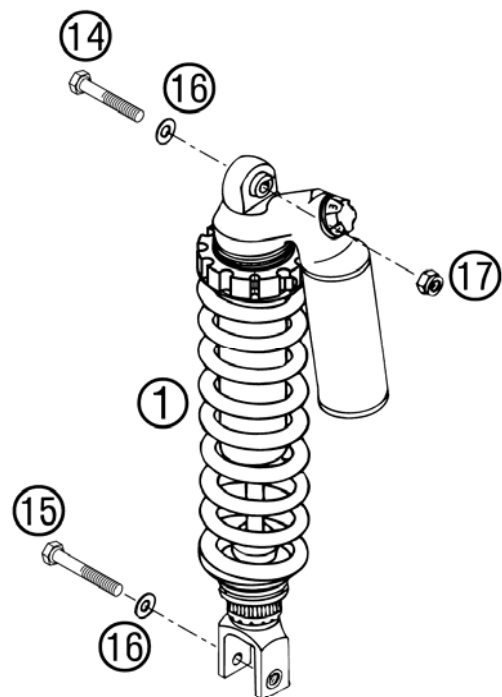


FIG	PART NUMBER	DESCRIPTION	QTY
1*	01187B05	MONOSHOCK 4681 BAVP DUKE 06	1
14	56503086000	SPECIAL SCREW M10X47 WS=17	1
15	56503093000	SPECIAL SCREW M10X55 WS=17	1
16	0125100003	WASHER DIN0125-A10,5	2
17	54310086100	SELF LOCKING NUT M10 CU WS=14	1

02587042 / C065870404

* NEW PART

X AS REQUIRED

SHOCK ABSORBER WP DISASSEMBLED

640 DUKE II LIMITED ED EU 2006

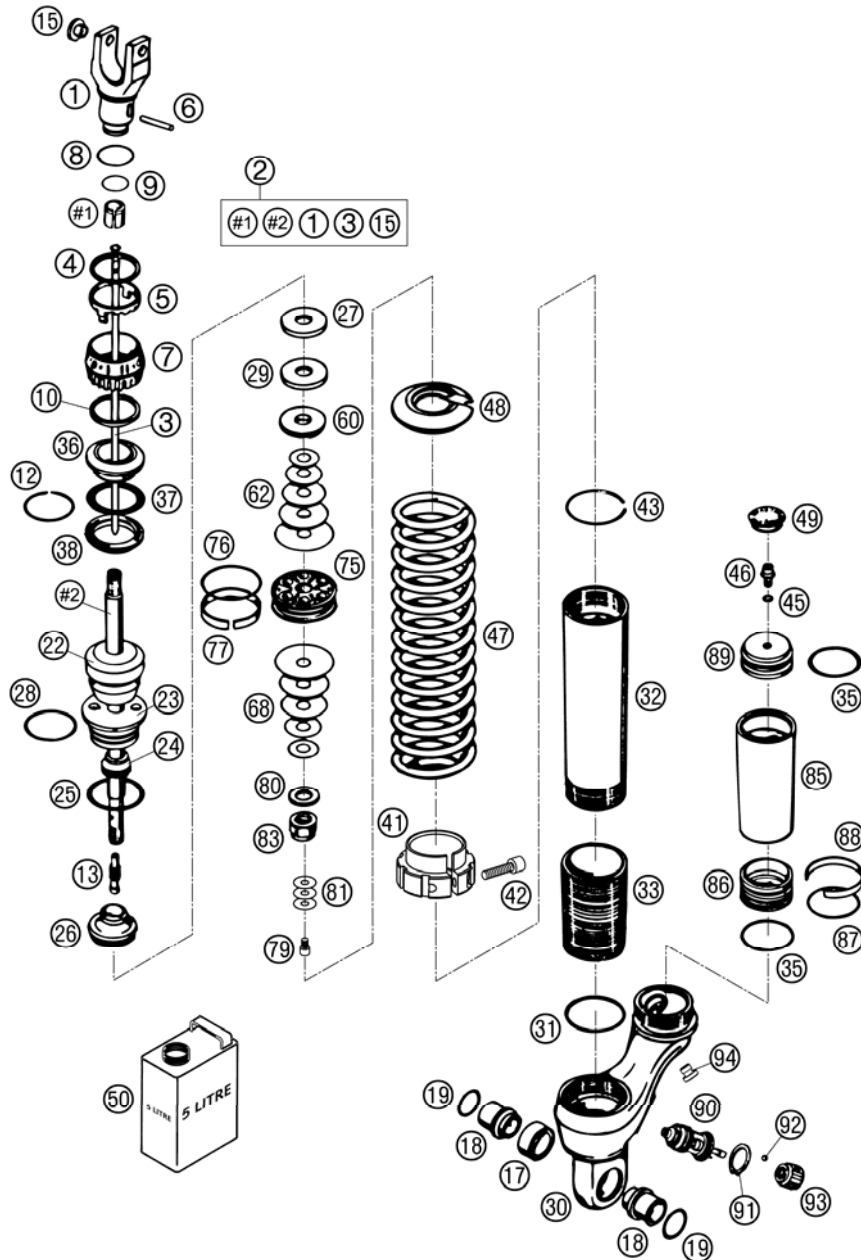


FIG	PART NUMBER	DESCRIPTION	QTY
1	46811558	SHOCK ABS. BOTTOM-FORK L75B	1
2	46811583S	PISTON ROD CPL. D=14 BA M14X1	1
3	46811405S	NEEDLE CPL. D=14 BA, L=154	1
4	46811222	O-RING 36X0,5	1
5	46811263	WASHER	1
6	46811261	PIN 4X35	1
7	46811262	ADJ. KNOB D=41	1
8	46811500	O-RING NBR 32X1,5	1
9	46811499	O-RING NBR 21X2	1
10	46811221	O-RING 35X3	1
12	46811268	CIRCLIP 22X1,2	1
13	46811259	NEEDLE SEAT 5X17,25	1
15	46811205	ADAPTOR-BUSH M10x1,50, D=15	1
17	46811027	BUSHING KGW 1525	1
18	46811078	ADAPTOR KGW 10X24	2
19	46811050	SEAL KGW	2
22	46810171	BUMP RUBBER WP55 WHITE L=20	1
23	46811045	SCREW CAP M47,4, H=22,5	1
24	46811044	DUST SEAL 1424	1
25	46810325	O-RING 35X5	1
26	46811540S1	ADAPTER CPL. D=46, H=23 BA	1
27	46811004	SPACER 14X35X5	1
28	46811042	O-RING 40,00X2,00 WP	1
29	46811005	SPACER 35X14X10	1
30	46811481	SHOCK ABSORB. TOP H-35/79 84	1
31	46810016	O-RING NBR 48X2	1
32	46810426	TUBE L=205	1
33	46810346	THREADED BUSH L=60 BLACK	1
35	46810340	O-RING NBR 45X2	2
36	46811561	BUSHING RING D=55X19	1
37	46811512	O-RING NBR 32X8	1
38	46811511	SUPPORT RING D=55X7,5	1
41	46811586	COUNTER NUT	1
42	0912060253	AH SCREW DIN0912-M 6X25	1
43	46810010	CIRCLIP 49X1,5	1
45	46810893	O-RING NBR 5,28X1,78	1

04587043 / C065870405

* NEW PART

X AS REQUIRED

SHOCK ABSORBER WP DISASSEMBLED

640 DUKE II LIMITED ED EU 2006

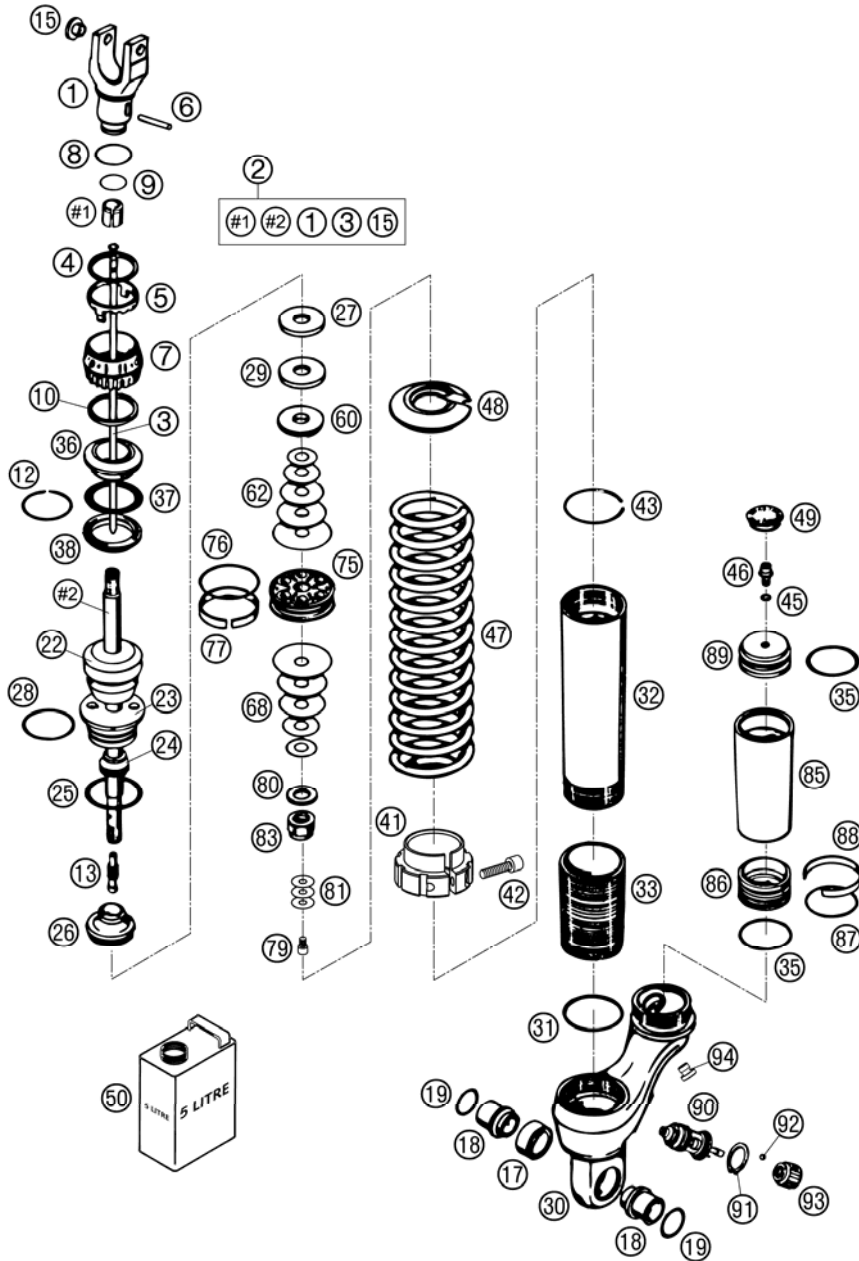


FIG	PART NUMBER	DESCRIPTION	QTY
46	36120151	SCREW PLUG M5X6	1
47	91010154	SPRING WP 80-260	1
48	46810063	SPRING RETAINER D=58,H=13,L=15	1
49	46811208	RUBBER CAP "DO NOT OPEN"	1
50	50180466S1	SHOCK ABSORBER FLUID 5 LT 05 0,33 LITRE	1
60	46811216	REBOUND BUSH PLANE H=6,5	1
62	46810493	SHIM 12X30X0,20	1
62	46810494	SHIM 12X32X0,20	1
62	46810495	SHIM 12X34X0,20	1
62	46810497	SHIM 12X38X0,20	1
62	46810498	SHIM 12X40X0,20	2
62	46810500	SHIM 12X26X0,25	1
62	46810501	SHIM 12X28X0,25	1
62	46810505	SHIM 12X36X0,25	1
62	46810508	SHIM 12X24X0,30	1
62	46810611	SHIM 12X18X0,15	1
68	46810494	SHIM 12X32X0,20	1
68	46810500	SHIM 12X26X0,25	1
68	46810501	SHIM 12X28X0,25	1
68	46810502	SHIM 12X30X0,25	1
68	46810508	SHIM 12X24X0,30	1
68	46810520	SHIM 12X30X0,15	2
68	46810521	SHIM 12X32X0,15	1
68	46810608	SHIM 12X24X0,10	1
75	46811218	PISTON 6+6XD=7 BA	1
76	46810035	O-RING VITON 37,82X1,78	1
77	46811206	PISTON RING 8X46	1
79	46180055	BLEED SCREW M6X0,5	1
80	46811258	RING 12X24X2,5	1
81	40540403	SHIM 6X18X0,1	2
81	40540407	SHIM 6X18X0,15	1
81	40540450	SHIM 6X9,5X0,3	1
83	46180060	PISTON ROD NUT CPL. M12X1	1
85	46811453	RESERVOIR SCREW L=123 GREY	1
86	46810322	SEPARATION PISTON D=46	1

04587043 / C065870405

* NEW PART

X AS REQUIRED

SHOCK ABSORBER WP DISASSEMBLED

640 DUKE II LIMITED ED EU 2006

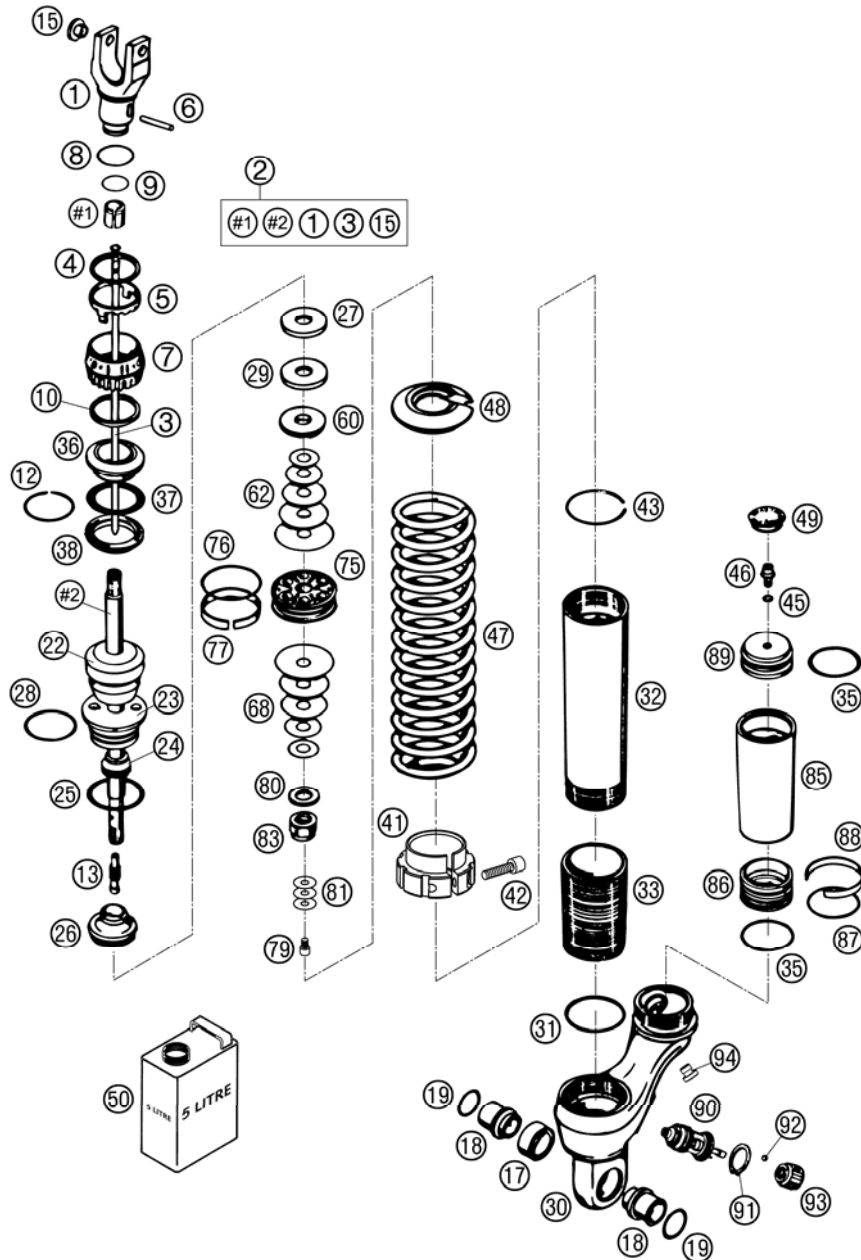


FIG	PART NUMBER	DESCRIPTION	QTY
87	46811043	O-RING VITON 35X5	1
88	46810324	PISTON RING 3,9X1,5X138	1
89	46811209	RESERVOIR CAP D=46	1
90	46811331S	CC-COMPRES.DAMPING CONTROL CPL.	1
91	46810334	LOCK WASHER JV24	1
92	46810333	STEEL-BALL D=4,75	1
93	46811272S	ADJUSTING KNOB CC-MECH. CPL.	1
94	50180095	BLEED PLUG R 1/8	1

04587043 / C065870405

* NEW PART

X AS REQUIRED

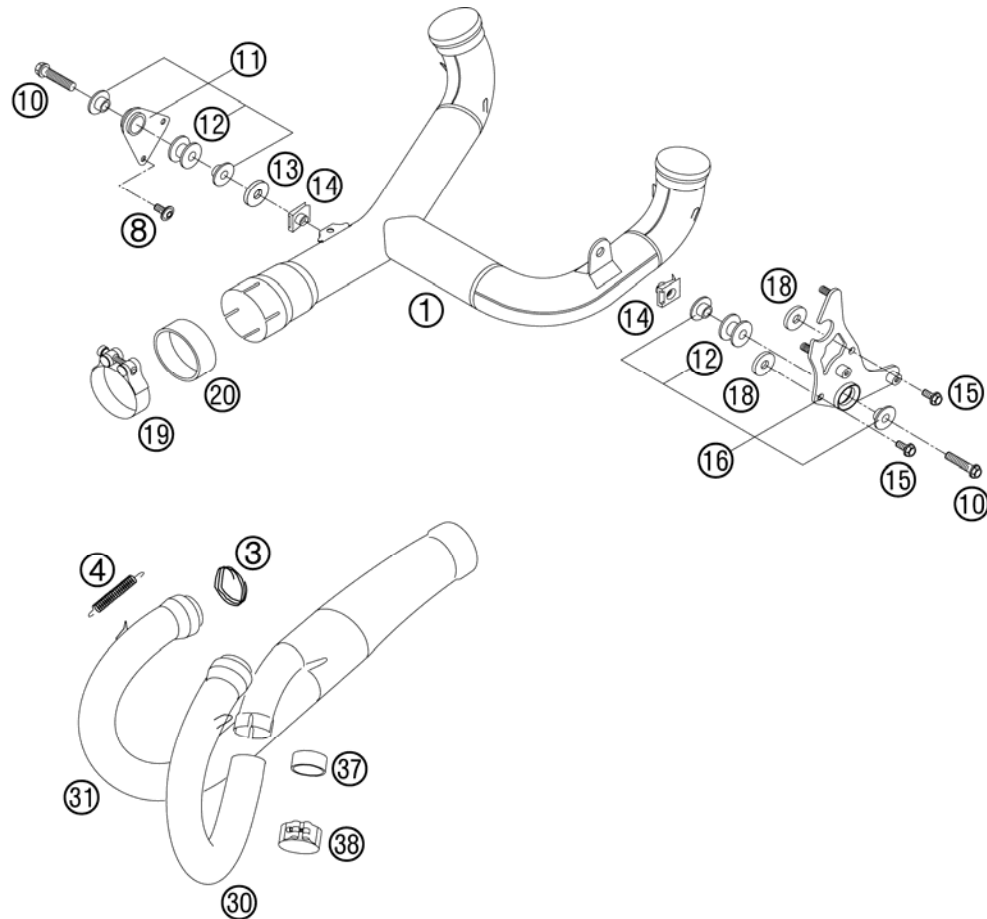


FIG	PART NUMBER	DESCRIPTION	QTY
1	58705060100	DISTRIBUTOR TUBE DUKE 03	1
3	58305053001	CERAMIC LINE 1 METER	1
4	50305016000	TEN.SPRING L=62MM EY.MOVEABLE	4
8	0738060181	COU.SUNK SCR. AH ISO7380 M6X18	2
10	0015080353	HH COLLAR SCREW M 8X35 WS=10	2
11	58705056044	BRACKET CPL. R/S BLACK '99	1
12	54305068100	DAMP. COMPONENT SILICONE GREY	2
13	51005067000	INSULATE WASHER 8,5X28X3	1
14	54603048000	RANGE CHANGE METAL NUT M8	2
15	0015060163	HH COLLAR SCREW M 6X16 WS=8	2
16	58705055044	BRACKET CPL. L/S BLACK '99	1
18	50232050001	STEEL WASHER 6,4X17X3	2
19	58705058000	PRE SILENCER CLAMP D=53MM '99	1
20	58405005001	GRAPHITRING 45X50X25	1
30	58405007300	EXHAUST PIPE L/S "KTM584" 2002	1
31	58405008300	EXHAUST PIPE R/S "KTM584" 2002	1
37	58405005000	GRAPHIT RING 32X37X20	1
38	58705058100	PRE SILENCER CLAMP D=40MM 2002	1

04587050 / C055870502

* NEW PART

X AS REQUIRED

SILENCER

640 DUKE II LIMITED ED EU 2006

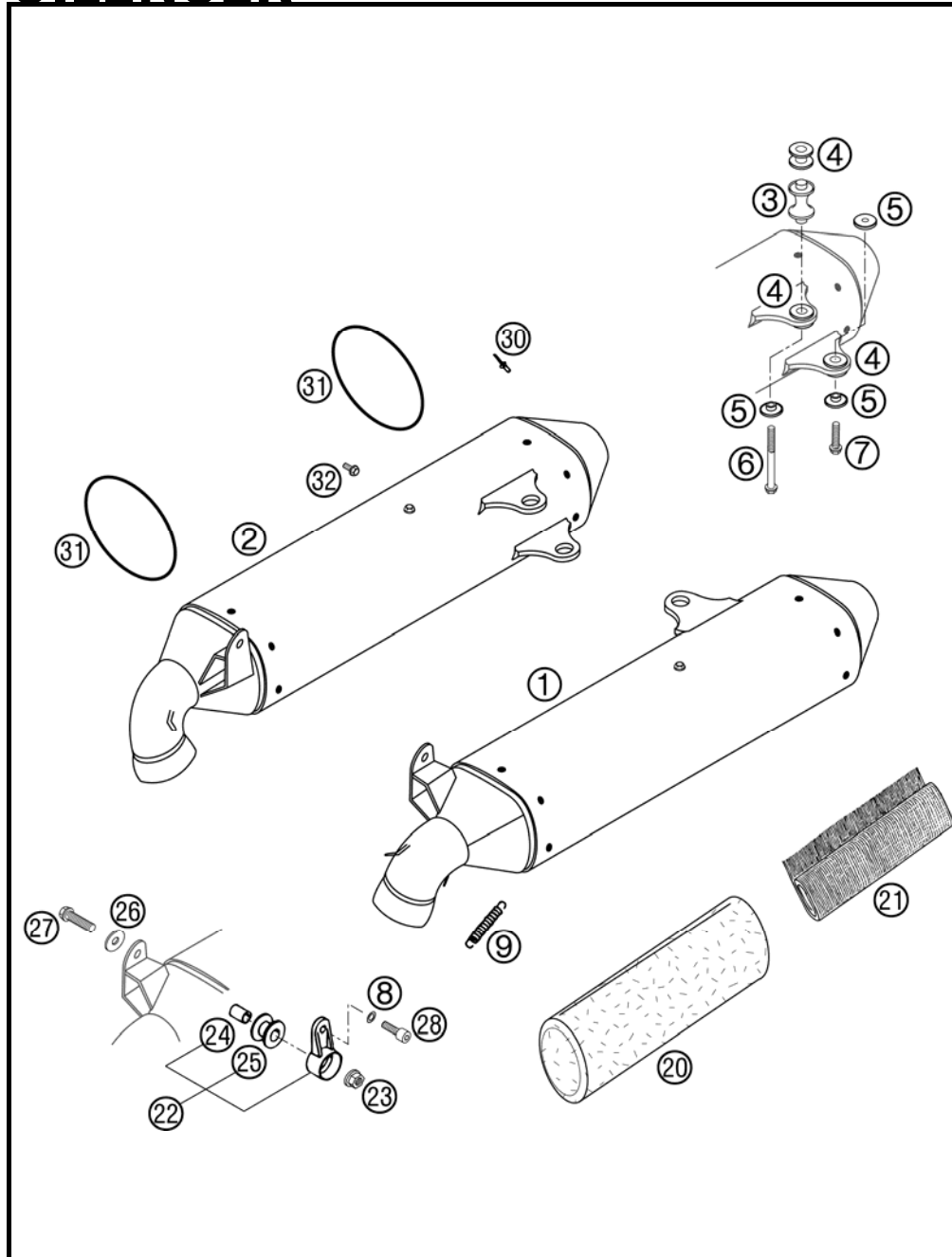


FIG	PART NUMBER	DESCRIPTION	QTY
1	5870507020030	MAIN SILENCER LEFT DUKE '05	1
2	5870507120030	MAIN SILENCER RIGHT DUKE '05	1
3	58708015050	CLAMP NUMBER PLATE CARRIER '99	2
4	54605068000	EXHAUST BRACKET RUBBER BLACK	6
5	54605069000	BUSHING 7,5X12X28X7,8 '96	6
6	0015060653	HH COLLAR SCREW M 6X65 WS=8	2
7	0014060253	HH COLLAR SCREW M 6X25 WS=8	2
8	0137060003	SPRING WASHER DIN0137-B 6	2
9	50305016000	TEN.SPRING L=62MM EY.MOVEABLE	4
20	58705078350	STUFFINGYARN 350 GRAMM '99	2
21	58705078080	STUFINGYARN 80 GRAMM '99	2
22	54305065444	SIL.BRACKET CPL. LONG 8MM	2
23	54310086200	SELF LOCKING NUT M8 10.9	2
24	56505069000	SPACER BUSHING 8,4X12X16	2
25	54305068100	DAMP. COMPONENT SILICONE GREY	2
26	0021080003	WASHER DIN9021-A 8,4	2
27	0015080303	HH COLLAR SCREW M 8X30 WS=10	2
28	0912060203	AH SCREW DIN0912-M 6X20	2
30*	0011480800	DUMMY RIVET 4,8X 8 NIRO	24
31	0770740015	O-RING 74,00X1,50 FKM 75SH	4
32	0009050103	SPECIAL SCREW M 5,0X10	4

02587050 / C065870503

* NEW PART

X AS REQUIRED

AIR FILTER BOX

640 DUKE II LIMITED ED EU 2006

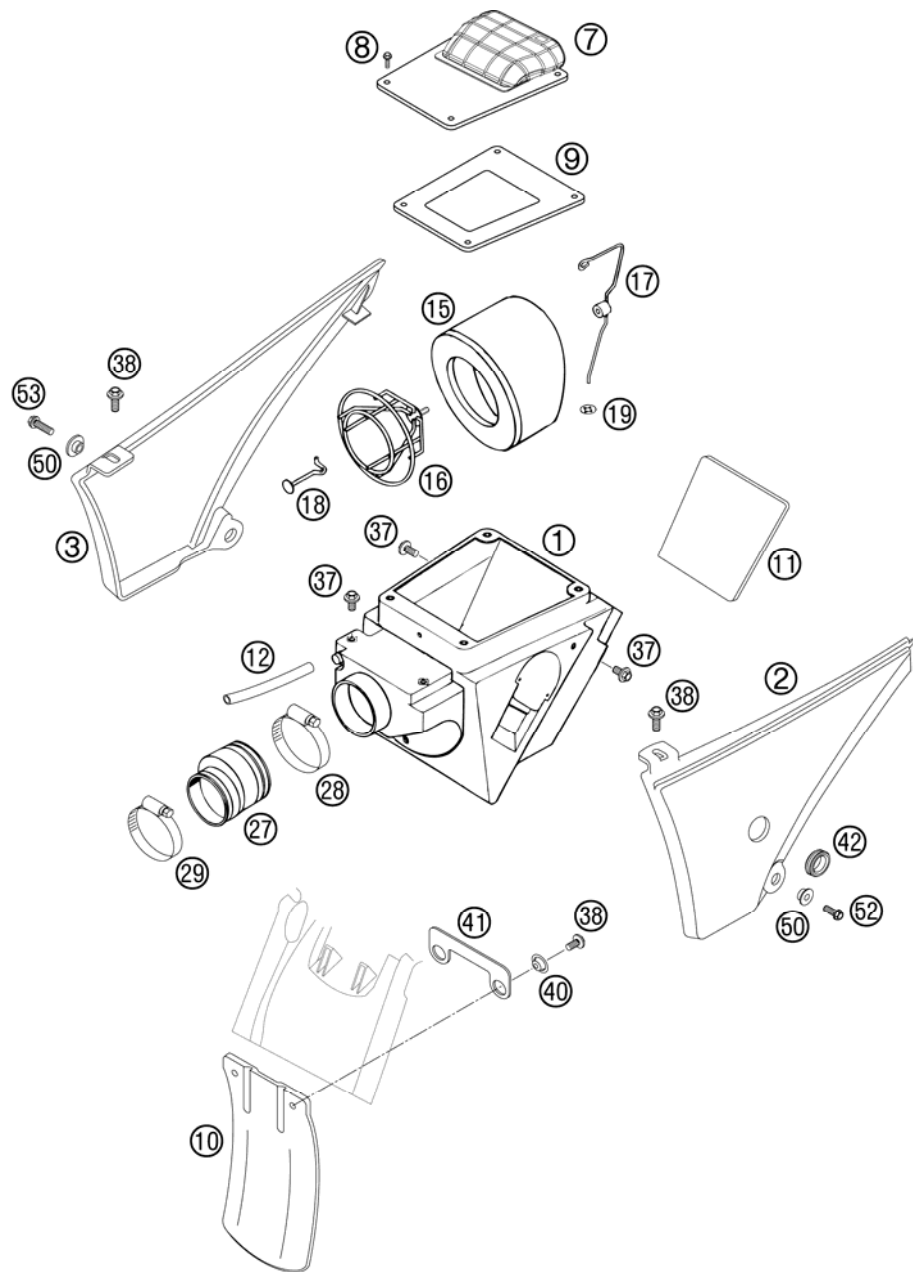


FIG	PART NUMBER	DESCRIPTION	QTY
1*	58306001500	FILTER BOX 05	1
2	58706003000	FILTER BOX L/S DUKE '99	1
3	58406004000	FILTER BOX COVER R/S LC4'98	1
7	58606002044	FILTER BOX COVER CPL. 05	1
8	0015050163	HH COLLAR SCREW M 5X16 WS=8	4
9	58606090000	GASKET FILTER BOX COVER 05	1
10	54606010000	SPLASH PROTECT.FOR FILTER BOX	1
11	58708019050	DAMPING PLATE REAR BASE	1
12	57005020001	HOSE 10X14 PER METER	x
15	56506015100	AIRFILTER	1
16	58606016000	FILTER CARRIER 05	1
17	58706017000	HOLDING HANGER FILTER DUKE '99	1
18	58306017050	HOOK FOR FILTER BRACKET	1
19	54606019004	CLAMPING DISK KS4	1
27	58406026000	AIR FILTER BOOT 400/640 LC4'97	1
28	55006028000	HOSE CLAMP 60-80MM	1
29	51006027000	HOSE CLAMP 50-70MM	1
37	0014060103	HH COLLAR SCREW M 6X10 WS=8	4
38	0014060153	HH COLLAR SCREW M 6X15 WS=8	4
40	72210079000	BUCKET	2
41	58706010150	RETAINING BRACKET F. REAR	1
42	58707050050	RUBBER SLEEVE F.SEAT LOCK '99	1
50	50308052000	BUSH FOR SPOILER 6X11X16X5 MM	2
52	0015060163	HH COLLAR SCREW M 6X16 WS=8	1
53	0015060203	HH COLLAR SCREW M 6X20 WS=8	1

055870601 / C065870601

* NEW PART

X AS REQUIRED

TANK, SEAT, COVER

640 DUKE II LIMITED ED EU 2006

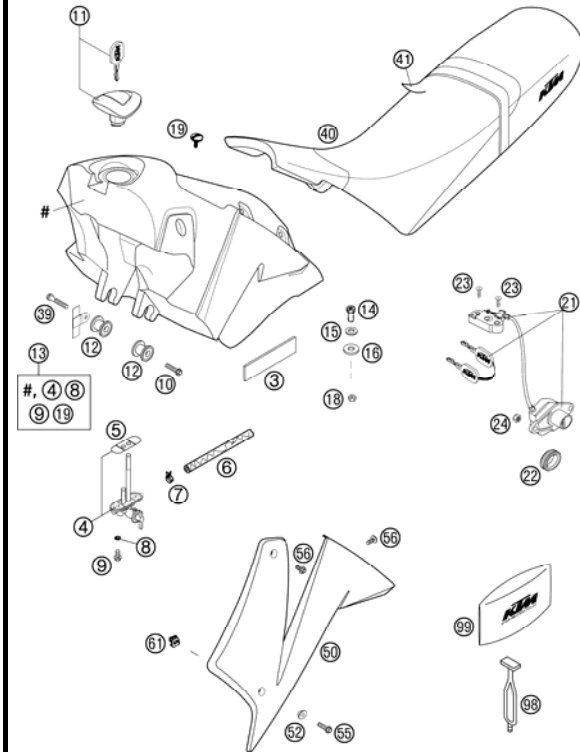


FIG	PART NUMBER	DESCRIPTION	QTY
3	54601097000	RUBBER STRIP 85X25X3 MM	8
4	51107004000	FUEL COCK CPL.MIKUNI CK-69 '96	1
5	58307106100	GASKET FUEL COCK MIKUNI	1
6	54435024001	HOSE ID 7,5 PER METER	x
7	58031005000	CLAMP YDNAC 10128 12MM	2
8	0603061001	CU-SEAL RING DIN7603-6X10X1	2
9	0015060163	HH COLLAR SCREW M 6X16 WS=8	2
10	0015060253	HH COLLAR SCREW M 6X25 WS=8	1
11	58407008100	TANK PLUG LC4 USA '99 WITH TANK AERATION	1
12	58307113250	TANK BUSHING CPL. 12 X 34 X 25	2
13	58407013300	FUEL TANK 11LI.CPL.LC4 BLACK	1
14	58307014000	SPECIAL NUT M8	1
15	31004001100	WASHER 10,5 X 21 X 3	1
16	51005067100	INSULATE WASHER 12X28X3	1
18	0934080003	HEXAGON NUT DIN0934-M 8	1
19	58407011100	SCREW FOR SEAT M6X11,5/8	1
21	58707050000	SEAT LOCK DUKE '99	1
22	58707050050	RUBBER SLEEVE F.SEAT LOCK '99	1
23	0991050253	FLAT HEAD SCREW DIN7991-M 5X25	2
24	0985050003	SELF LOCKING NUT DIN0985-M 5	2
39	0015060303	HH COLLAR SCREW M 6X30 WS=8	1
40*	5870704000054	SEAT BLACK/ORANGE 06	1
41*	5870704005054	SEAT COVER 06	1
50*	5840805000054A	SPOILER L. ORANGE 06	1
50*	5840805100054A	SPOILER R.ORANGE 06	1
52	50308052000	BUSH FOR SPOILER 6X11X16X5 MM	2
55	0015060203	HH COLLAR SCREW M 6X20 WS=8	2
56	0014060133	HH COLLAR SCREW M 6X13 WS=8	6
61	50235033300	SNAP-NUT HOLDER M6 KP142	2
98	50303018000	RUBBER L=145MM	1
99	58729099000	TOOL SET DUKE '99	1

03587070 / C065870702

* NEW PART

X AS REQUIRED

MASK, FENDERS

640 DUKE II LIMITED ED EU 2006

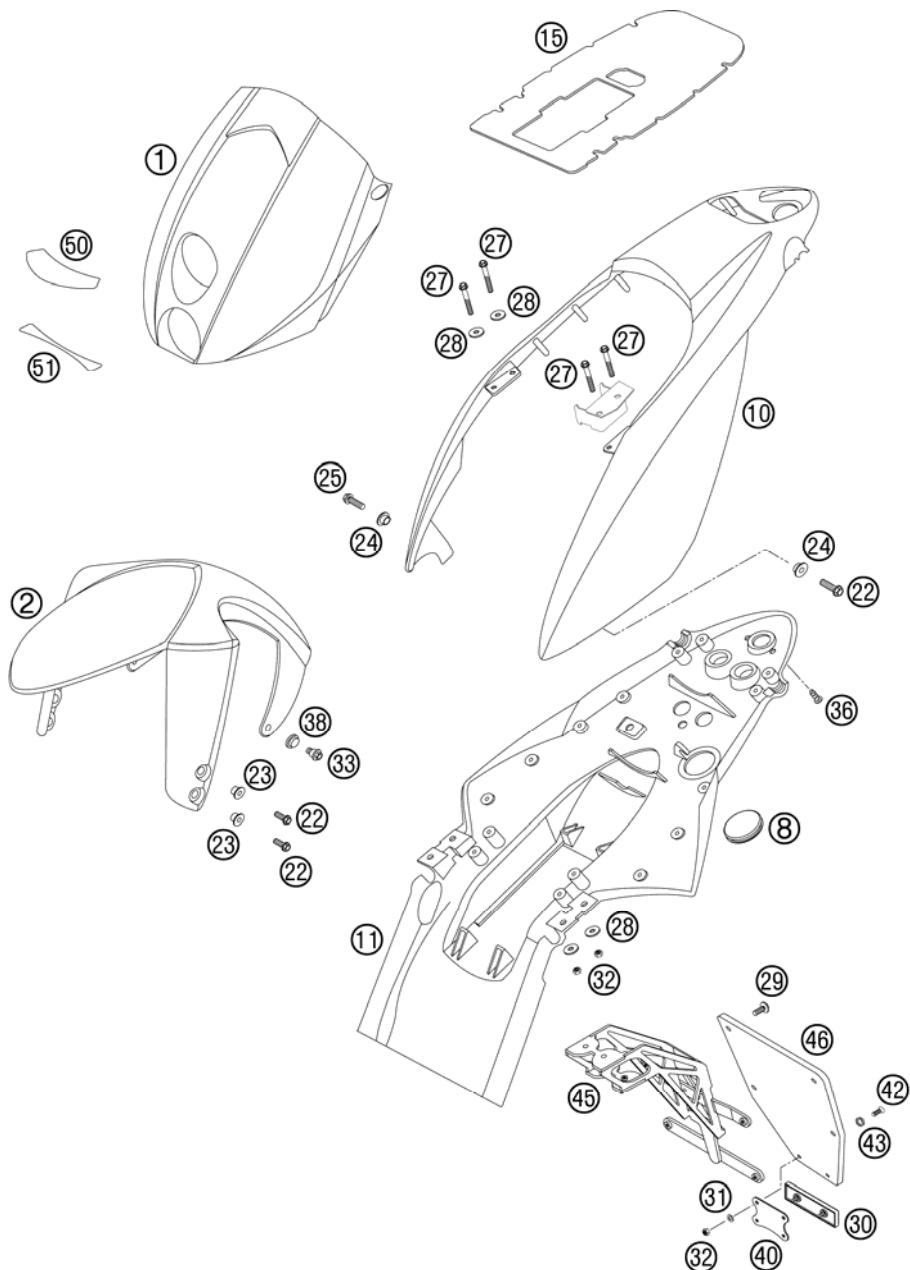


FIG	PART NUMBER	DESCRIPTION	QTY
1*	5870800100054A	HEADLIGHT MASK ORANGE/BLACK 06	1
2*	5870801000054A	FENDER FRONT BLACK/ORANGE 06	1
8	54606004000	PLUG 37MM	1
10	5870801800030	REAR COVER TOP DUKE BLACK 02	1
11	58708019000	REAR BASE DUKE '99	1
15	58708018050	CABLE COVER RUBBER 3MM '99	1
22	0015060163	HH COLLAR SCREW M 6X16 WS=8	5
23	50308053000	BUSH FOR SPOILER 6X11X16X7,5	4
24	50308052000	BUSH FOR SPOILER 6X11X16X5 MM	2
25	0015060203	HH COLLAR SCREW M 6X20 WS=8	1
27	0015050353	HH COLLAR SCREW M 5X35 WS=8	4
28	0021050003	WASHER DIN9021-A 5,3	6
29	0014060153	HH COLLAR SCREW M 6X15 WS=8	4
30	58412080000	REFLECTOR RED LC4 '98	1
31	0125050003	WASHER DIN0125-A 5,3	2
32	0985050003	SELF LOCKING NUT DIN0985-M 5	6
33	59001092050	SPECIAL SCREW M6X12,5 WS=8	2
36	0016050121	SCREW FOR PLASTIC 50X12	14
38	58708010050	RUBBER 60 SHORE EPDM BLACK	2
40	58412080050	BRACKET FOR REFLECTOR	1
42	0966050163	OVAL HEAD SCREW DIN0966-M 5X16	2
43	40006006000	WASHER 6MM	2
45	58708015100	NUMBER PLATE CARRIER DUKE 2000	1
46	58708016100	NUMBER PLATE HOLDER DUKE 2000	1
50	58708001051	HEAT SHIELD HIGH BEAM	1
51	58708001052	HEAT SHIELD LOW BEAM	1

04587080 / C065870802

* NEW PART

X AS REQUIRED

FRONT WHEEL

640 DUKE II LIMITED ED EU 2006

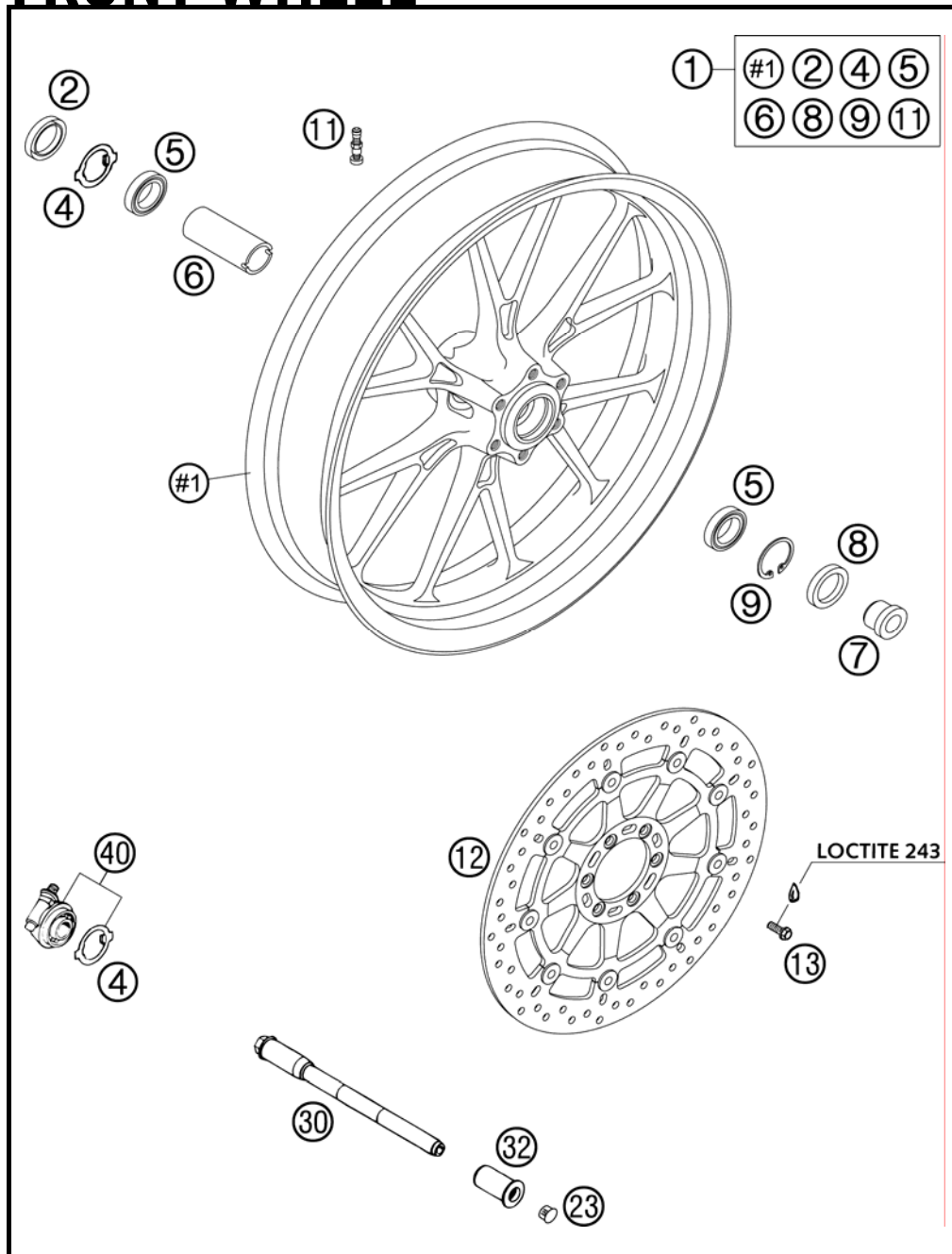


FIG	PART NUMBER	DESCRIPTION	QTY
1*	5870906820054	FRONT W. CPL. 3,5X17" DUKE 06	1
2	0760405570	SHAFT SEAL RING 40X55X7 BASL	1
4	58111053100	DRIVING DOG F.SPEEDOM.DRIVE'92	1
5	0625062032	GR.BALL BEAR. 6203-2RSHC3HMTF	2
6	58709011000	BEAR.SPACER TUBE FRONT DUKE 03	1
7	58309051000	DISTANCE SLEEVE 17 X 30 X 26,7	1
8	0760254072	SHAFT SEAL RING 25X40X7 BS	1
9	0472042175	CIRCLIP DIN0472-42X1,75	1
11	58709076000	VALVE CPL. BREMBO DUKE 2003	1
12	58709060000	BRAKE DISC FRONT D=320MM 03	1
13	0015080203	HH COLLAR SCREW M 8X20 WS=10	6
23	58301098000	PLASTIC CAP 3/8" 2663	1
30	58309081000	WHEEL SPINDLE M17X250 DUKE'94	1
32	58309082000	AXLE NUT M17 X 1,5 DUKE'94	1
40	58311052000	SPEEDOME.DRIVE 748208(2,66)'94	1

055870901 / C065870901

* NEW PART

X AS REQUIRED

REAR WHEEL

640 DUKE II LIMITED ED EU 2006

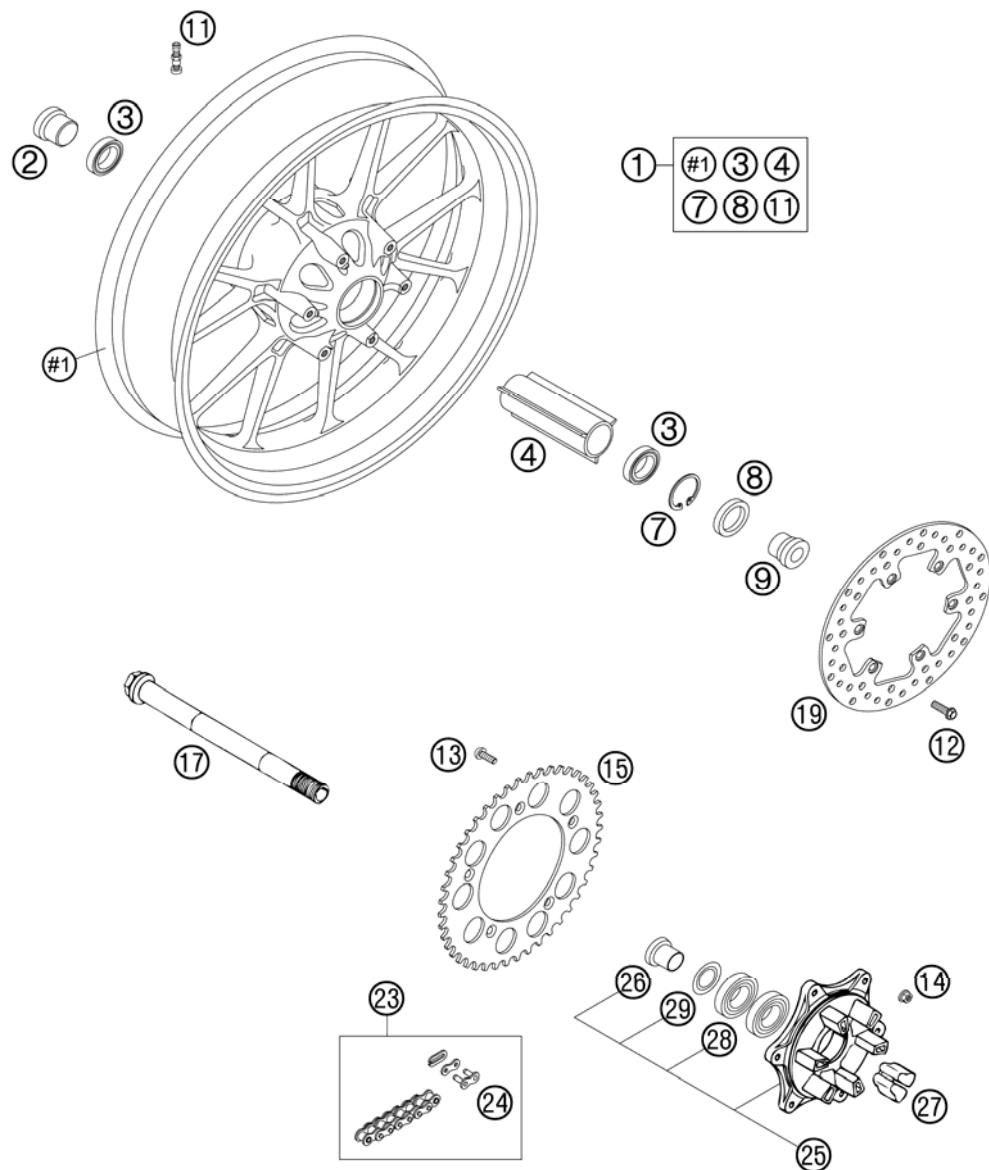


FIG	PART NUMBER	DESCRIPTION	QTY
1*	5871006820054	REAR WHEEL CPL. 4,5X17" DUKE06	1
2*	58710017100	SPACER BUSH. F. REAR WHEEL 06	1
3	0625062052	GR.BALL BEAR. 6205-2RSHC3HMTF7	2
4	58710011000	BEAR. SPACER TUBE REAR DUKE 03	1
7	0472052200	CIRCLIP DIN0472-52X2	1
8	0760325272	SHAFT SEAL RING 32X52X7 B	1
9	58710016000	BUSHING FOR R.W. HUB L/S 03	1
11	58709076000	VALVE CPL. BREMBO DUKE 2003	1
12	59009062016	SPECIAL SCREW M6X16 WS=8 10.9	6
13	54510052100	SPROCKET SCREW-AH M8X26 WS=6	6
14	54310086200	SELF LOCKING NUT M8 10.9	6
15	58310051038	REAR SPROCKET 38-T	x
15	58310051042	REAR SPROCKET 42-T	x
15	58310151040	REAR SPROCKET 40-T	x
15	58310151045	REAR SPROCKET 45-T	x
17	58310085000	WHEEL SPINDLE REAR L=232MM '94	1
19	58710060000	BRAKE DISC REAR D=220MM 03	1
23	50310800118	CHAIN Z-RING 118 ROLLS 05 REGINA	1
24	50310366000	MASTER LINK FOR 50310800118 REGINA	1
25*	58310050344	SPROCKET SUPPORT CPL. 06	1
26*	58310417200	BUSH. F.SPROCKETSUPPORT 06	1
27	54610459000	DAMPING RUBBER '91	6
28*	0625060058	GR.BALL BEAR.6005 DDU2CG23S6NM	2
29*	58310018000	SEAL WASHER 6005AV 06	1

065871001 / C065871001

* NEW PART

X AS REQUIRED

WIRING HARNESS

640 DUKE II LIMITED ED EU 2006

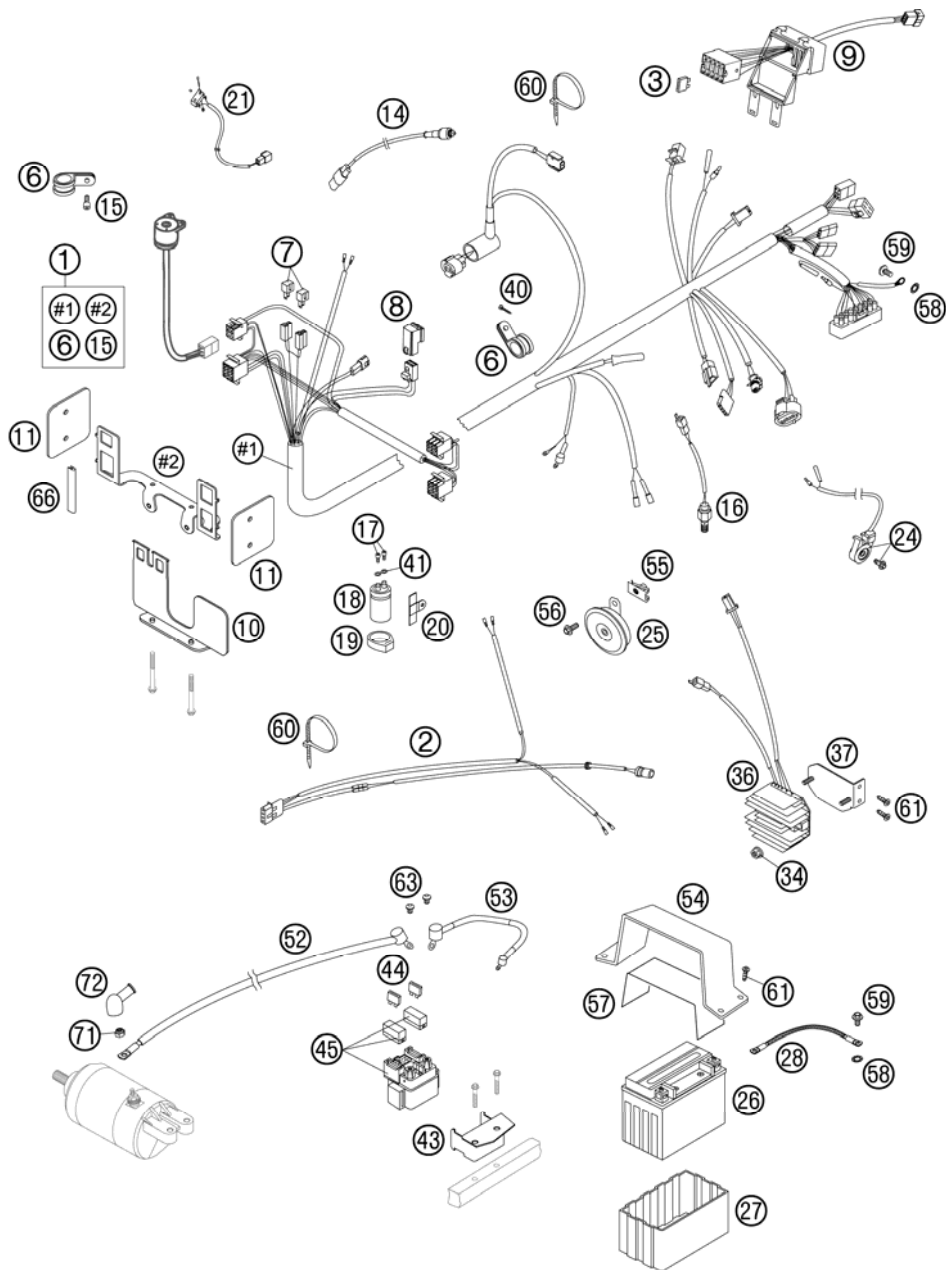


FIG	PART NUMBER	DESCRIPTION	QTY
1	58711075100	MAIN WIRING HARNESS DUKE 03	1
2	58711076200	WIRING HARNESS REAR 03	1
3	58011109110	FUSE 10 A 2000	3
6	49007439000	CLAMP RSGU 15/12	2
7	58411096100	DIODE S3H-15 97	2
8	58411057000	STARTER RELAY '96	1
9	58711087000	FUSE BOX 03	1
10	58711083050	SCREEN F. BRACKET DUKE '99	1
11	58711083020	COVER F. BRACKET '99	2
14	58411049100	CLUTCH SWITCH 03	1
15	0912050123	AH SCREW DIN0912-M 5X12	1
16	50311051100	BRAKE LIGHT SWITCH REAR '98	1
17	0912050083	AH SCREW DIN 912 M 5X8	2
18	49111435100	CONDENSATOR 25V, 10.000 MF	1
19	54511048000	CAPACITOR BRACKET	2
20	54611448000	BRACKET FOR CAPACITOR	1
21	58411050000	BRAKE LIGHT SWITCH FRONT SM 03	1
24	58411045000	SIDE STAND SWITCH CPL. '97	1
25	50311060100	DC HORN L.E.B. 03	1
26	58411053100	BATTERY 12V 8,6AH 03	1
27	58411053050	BATTERY COVER 96	1
28	58411097100	GROUND CABLE D=6MM L=140MM '97	1
34	56509064100	SELF LOCKING NUT M6 10.9	2
36	58411034100	VOLT.REGULATOR-RECTIFIER 12V	1
37	58711055000	BATTERY BRACKET REGULATOR '99	1
40	0981480133	SHEET MET.SCR.DIN7981- 4,8X13	1
41	0797050003	TOOTH LOCK WASH. DIN6797-J 5,3	2
43	58711058050	BRACKET FOR STARTER RELAY '99	1
44	58011109120	FUSE 20 A	2
45	58211058000	STARTER RELAY 12V '99	1
52	58411059100	STARTERCABLE 700 MM '97	1
53	58711086000	WIRING HARNESS BATTERY DUKE'99	1
54	58711054100	BRACKET FOR BATTERY DUKE 03	1
55	54603048100	RANGE CHANGE METAL NUT M6	1
56	0014060153	HH COLLAR SCREW M 6X15 WS=8	1
57	58711054050	METAMOLL FOR BATTERY BRACKET	1

055871101 / C055871101

* NEW PART

X AS REQUIRED

WIRING HARNESS

640 DUKE II LIMITED ED EU 2006

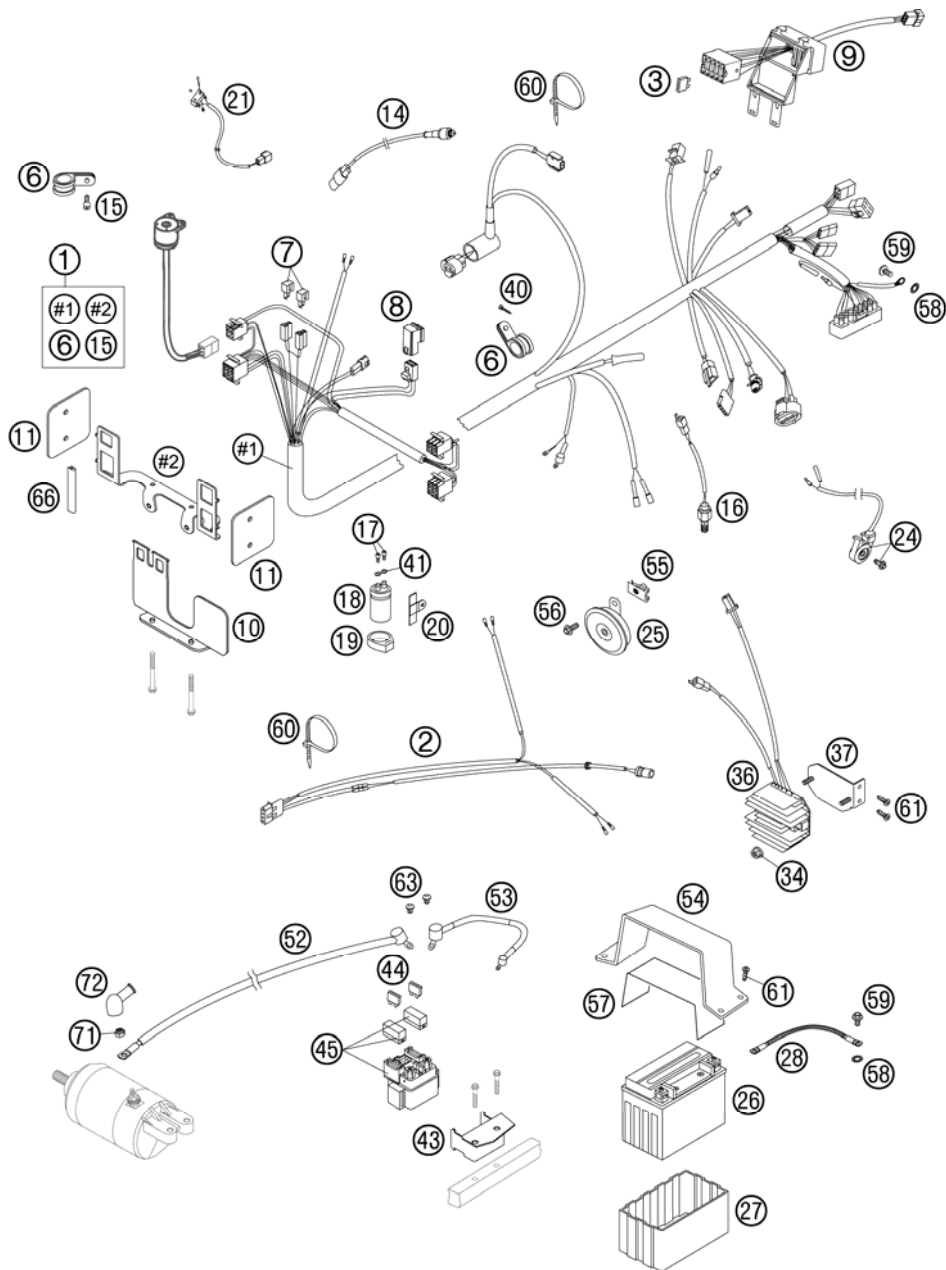


FIG	PART NUMBER	DESCRIPTION	QTY
58	58411098100	CONTACT WASHER M6 VSV-K6	2
59	0014060103	HH COLLAR SCREW M 6X10 WS=8	2
60	44011076100	CABLE TIE 100/2,5MM BLACK	x
60	44011076200	CABLE TIE 200/3,6MM BLACK	x
60	44011076305	CABLE TIE 300/4,8MM BLACK	x
61	0017060203	EJOT PT SCREW K60X20 WS=6	6
63	0902060083	AH OVAL SCREW ISO 7380 M 6X8	2
66	58312085100	EDGE PROTECTOR PER METER	x
71	0985060003	SELF LOCK. NUT DIN0985-M 6	1
72	58440099000	PROTECTION CAP F. STARTER ENG.	1

055871101 / C055871101

* NEW PART

X AS REQUIRED

HAND BRAKE CYLINDER BREMBO

640 DUKE II LIMITED ED EU 2006

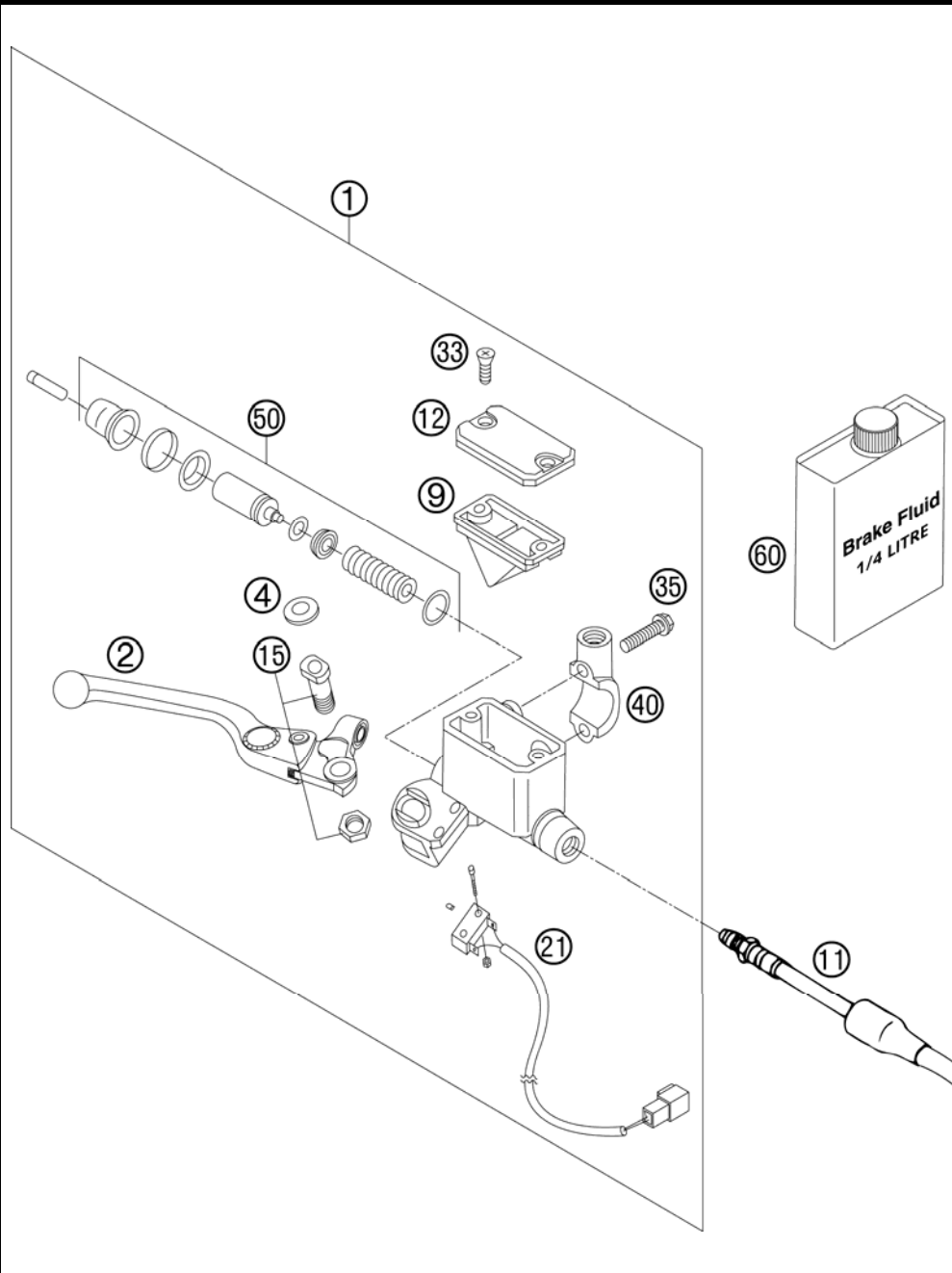


FIG	PART NUMBER	DESCRIPTION	QTY
1	58713001100	HANDBRAKE CYL.DUKE ADJUST.2003	1
2	58713002100	HAND BRAKE LEVER LOOSE ADJ. 03	1
4	58713004000	COVERING CAP FOR LEVER SCREW	1
9	58313009000	RUBBER BOOT DUKE	1
11	58713011000	BRAKE HOSE FRONT 880MM '99	1
12	58313012000	COVER BREMBO DUKE '94	1
15	54413015000	LEVER SCREW CPL.	1
21	58411050000	BRAKE LIGHT SWITCH FRONT SM 03	1
33	0965050163	FLAT HEAD SCREW DIN0965-M 5X16	2
35	0015060203	HH COLLAR SCREW M 6X20 WS=8	2
40	58012040050	CLAMP MIRROW M10X1,25	1
50	58313050100	REPAIR KIT CPL. D=13MM	1
60	306054	BRAKE FLUID DOT 5.1	1

04587130 / C055871304

* NEW PART

X AS REQUIRED

REAR BRAKE CONTROL

640 DUKE II LIMITED ED EU 2006

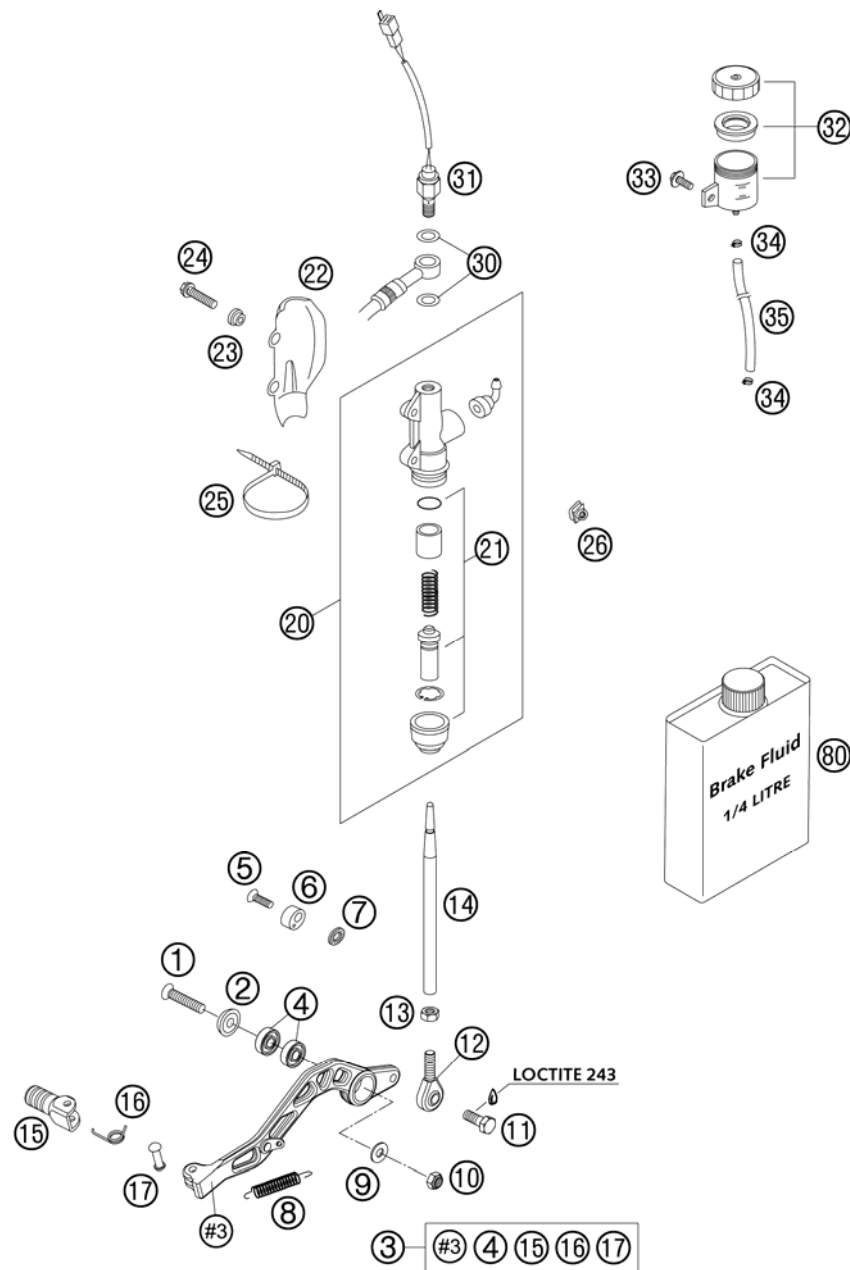


FIG	PART NUMBER	DESCRIPTION	QTY
1	0991080353	FLAT HEAD SCREW DIN7991-M 8X35	1
2	58303061000	SPECIAL WASHER ALU 8 X 24 MM	1
3	58403070244	FOOT BRAKE LEV. FOLDING CPL.04	1
4	0625006087	GROOVED BALL BEAR. 608 2RS C3	2
5	0991060203	FLAT H.SCREW DIN7991-M6X20 8.8	1
6	58413048000	BRAKE LEVER STOP LC4 03	1
7	0797060003	TOOTH LOCK WASH. DIN6797-A 6,4	1
8	13003062000	RETURN SPRING	1
9	0125080003	WASHER DIN0125-A 8,4	1
10	0985080003	SELF LOCKING NUT DIN0985-M 8	1
11	0933080223	HH SCREW DIN0933-M 8X22 8.8	1
12	58303062000	HEIM JOINT M8 W=12MM '93	1
13	0934080003	HEXAGON NUT DIN0934-M 8	1
14	58303068100	PUSH ROD ALU L=178MM '93	1
15	54634131000	STEP PLATE FOR SHIFT LEVER 250	1
16	54634032100	SHIFTING LEVER SPRING 250	1
17	54634031050	BOLT 6X25 FOR SHIFT LEVER	1
20	54513101044	MAIN BRAKE CYLINDER '89	1
21	54513150000	REPAIR KIT PISTON 13MM	1
22	54513038000	BRAKE CYL. PROTECTOR "BREMBO"	1
23	50213161000	COLLAR BUSHING	2
24	0015060253	HH COLLAR SCREW M 6X25 WS=8	2
25	44011076200	CABLE TIE 200/3,6MM BLACK	1
26	50235033300	SNAP-NUT HOLDER M6 KP142	2
30	42013226000	CU-SEAL RING DIN7603-10X16X1	2
31	50311051100	BRAKE LIGHT SWITCH REAR '98	1
32	54513030044	BRAKE FLUID RESERVOIR '89	1
33	0014060103	HH COLLAR SCREW M 6X10 WS=8	1
34	58007017000	YDNAC CLAMP 10101 (9MM)	2
35	58007016101	HOSE FOR RESERVOIR 6X1,5	x
80	306054	BRAKE FLUID DOT 5.1 1/4 LITRE	1

055871305 / C055871305

* NEW PART

X AS REQUIRED

BRAKE CALIPER FRONT

640 DUKE II LIMITED ED EU 2006

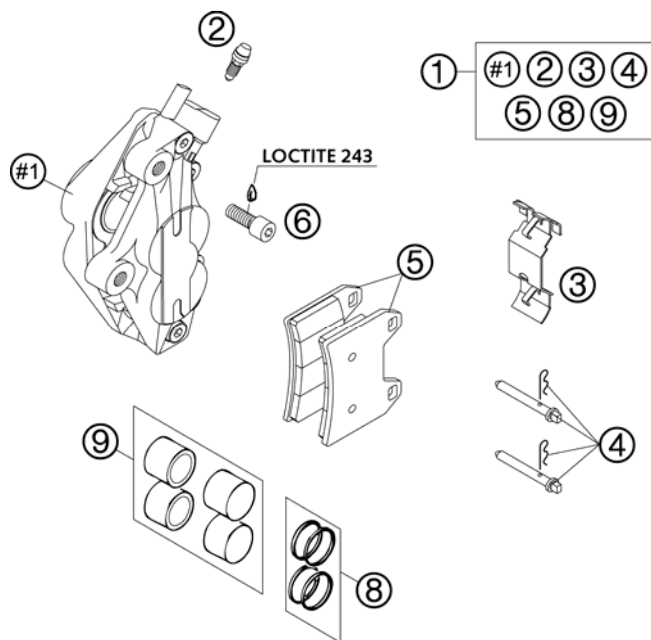
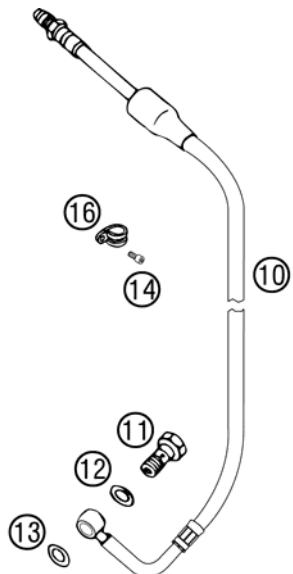


FIG	PART NUMBER	DESCRIPTION	QTY
1	58713015000	BRAKE CALIPER FR. GOLD DUKE'99	1
2	58713020000	BLEEDER SCREW M10X1 '99	1
3	58713018000	RETAINING SPRING BREMBO '99	1
4	58713017000	BOLT WITH CLIP '99	2
5	58713030000	BRAKE PAD SET FR.FERIT ID405FF	1
6	0912100309	AH SCREW DIN912 M10X30 10.9	2
8	58713021000	REPAIR KIT SEAL.-RINGS DUKE 02	1
9	58713019000	BRAKE PISTON DUKE 2002	1
10	58713011000	BRAKE HOSE FRONT 880MM '99	1
11	50213025000	HOLLOW SCREW M10X1X19	1
12	42013226000	CU-SEAL RING DIN7603-10X16X1	1
13	42013026000	CU-SEAL RING DIN7603-10X16X1,5	1
14	0912050123	AH SCREW DIN0912-M 5X12	1
16	58711070000	CLAMP RSGU 6/12	1

055871306 / C055871307

* NEW PART

X AS REQUIRED

BRAKE CALIPER REAR

640 DUKE II LIMITED ED EU 2006

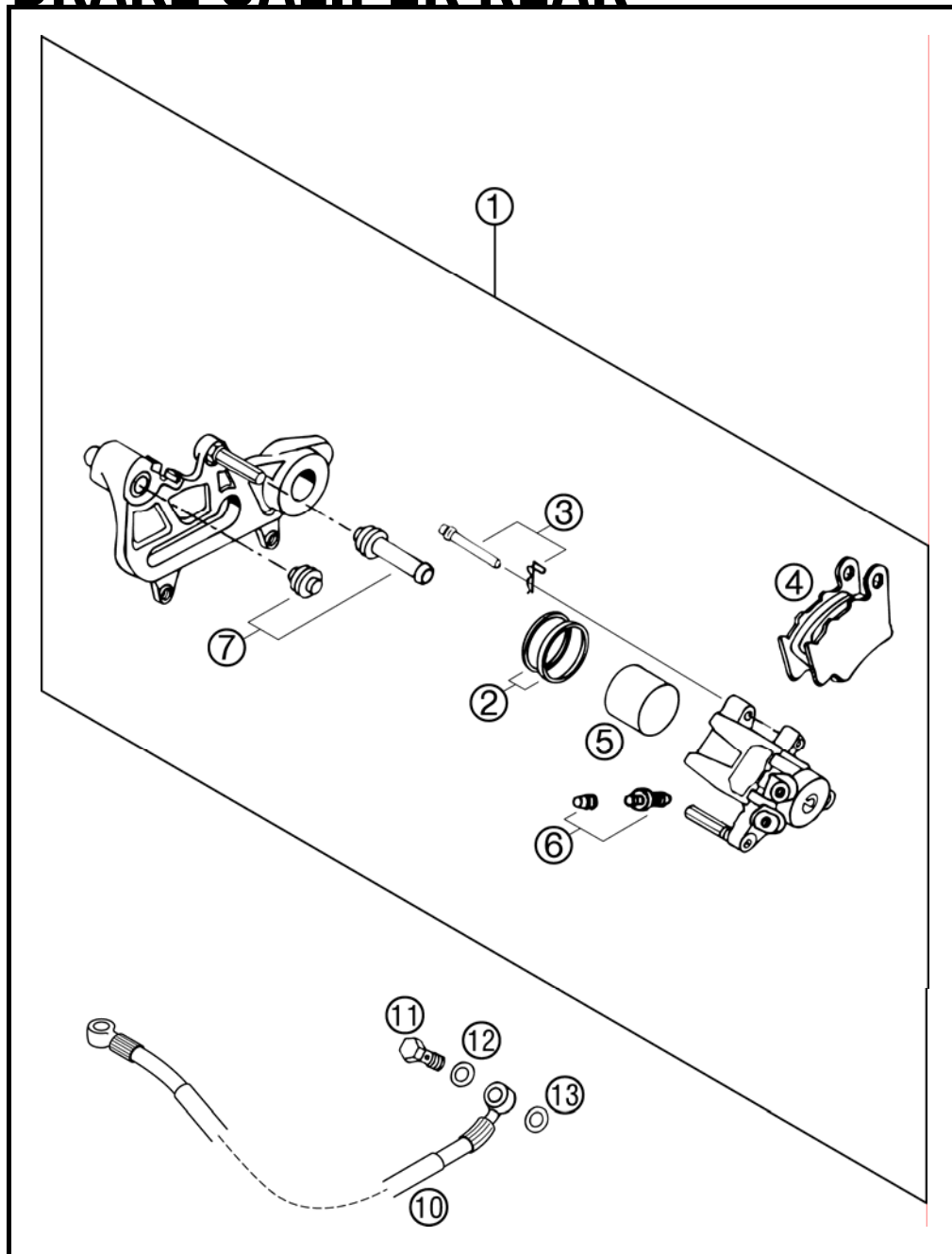


FIG	PART NUMBER	DESCRIPTION	QTY
1	58713080100	BRAKE CALIPER RE. GOLD DUKE 04	1
2	54613318200	REPAIR KIT SEALING RINGS 34MM	1
3	54613310200	BOLT SET	1
4	54613309500	BRAKE PAD SET REAR TT2161FF	1
5	54613305200	BRAKE PISTON 34MM	1
6	60013020000	BLEEDER SCREW WITH CAP	1
7	54613218000	CUP SET SHORT	1
10	58413071000	BRAKE HOSE REAR 790MM DUKE'97	1
11	50213025000	HOLLOW SCREW M10X1X19	1
12	42013226000	CU-SEAL RING DIN7603-10X16X1	1
13	42013026000	CU-SEAL RING DIN7603-10X16X1,5	1

02587132 / C065871306

* NEW PART

X AS REQUIRED

LIGHTING SYSTEM

640 DUKE II LIMITED ED EU 2006

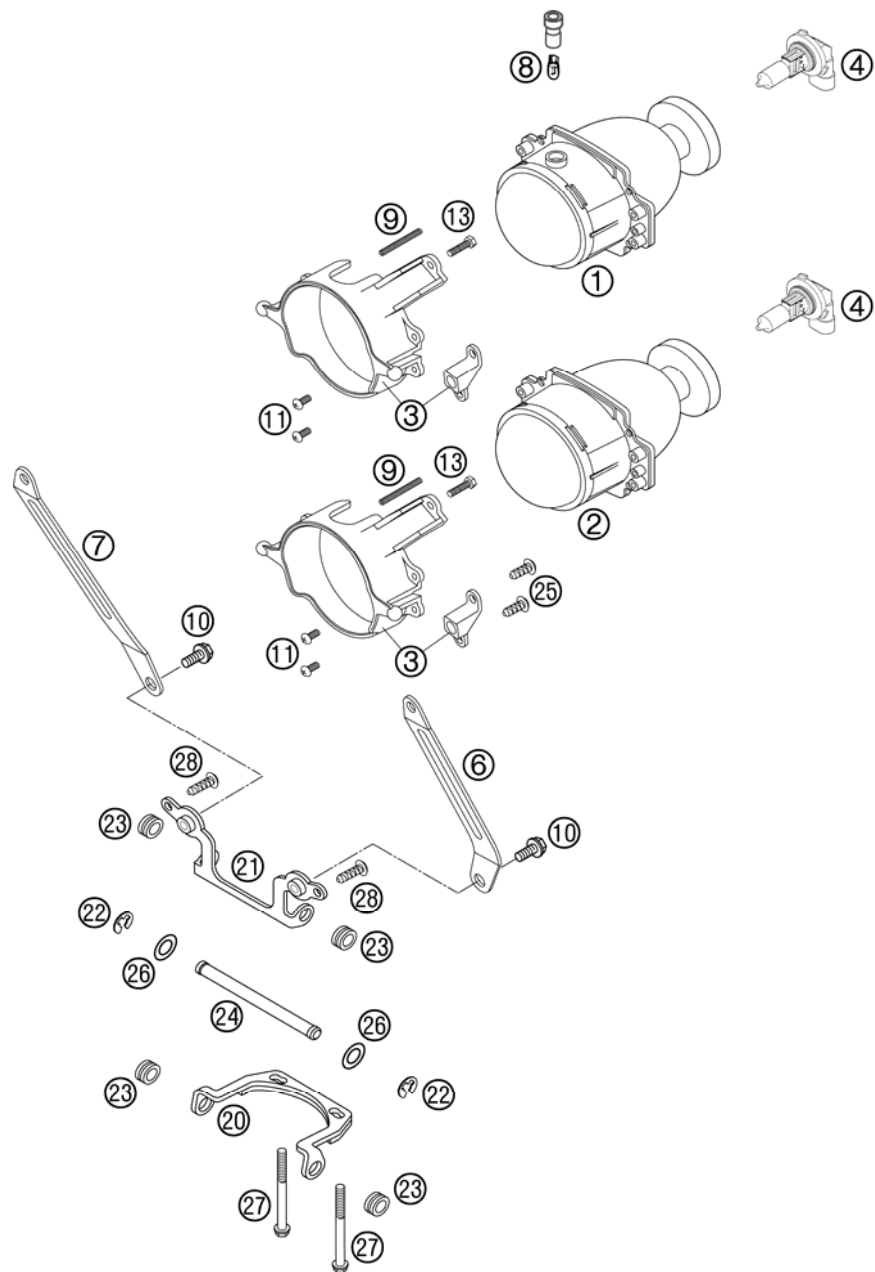


FIG	PART NUMBER	DESCRIPTION	QTY
1	58714002000	HEADLIGHT HIGHBEAM CEV 603 '99	1
2	58714001000	HEADLIGHT LOWBEAM CEV 602 '99 RIGHT TRAFFIC	1
3	58714010000	HEADLIGHT SUPPORT DUKE '99	2
4	58714003000	BULB HB3 12V 60W '99	2
6	58708001080	BRACE PLATE FOR MASK L/S	1
7	58708101080	BRACE PLATE FOR MASK R/S	1
8	49011435100	BULB 12V 5W (W2,1X9,5D) PHIL.	1
9	58714010050	SPRING F. HEAD LIGHT ADJ. '99	2
10	0015060123	HH COLLAR SCREW M 6X12 WS=8	2
11	58714001011	OVAL HEAD SCREW C15 GEH. PH2	8
13	58714001010	SCREW FOR PLASTIC D=5X35	2
20	58708002000	HINGE JOINT BOTTOM '99	1
21	58708001060	BRACKET F. JOINT MASK	1
22	0799060003	TAB WASHER DIN6799-RS 6,0	2
23	31008060000	RUBBER SLEEVE D=8MM OPEN	4
24	58708001070	JOINT AXLE F.MASK DUKE '99	1
25	0016050121	SCREW FOR PLASTIC 50X12	8
26	0125080003	WASHER DIN0125-A 8,4	2
27	0015060603	HH COLLAR SCREW M 6X60 WS=8	2
28	0081500181	SCREW FOR PLASTIC D=5X18	2

03587140 / C065871403

* NEW PART

X AS REQUIRED

FLASHER, REAR LIGHT

640 DUKE II LIMITED ED EU 2006

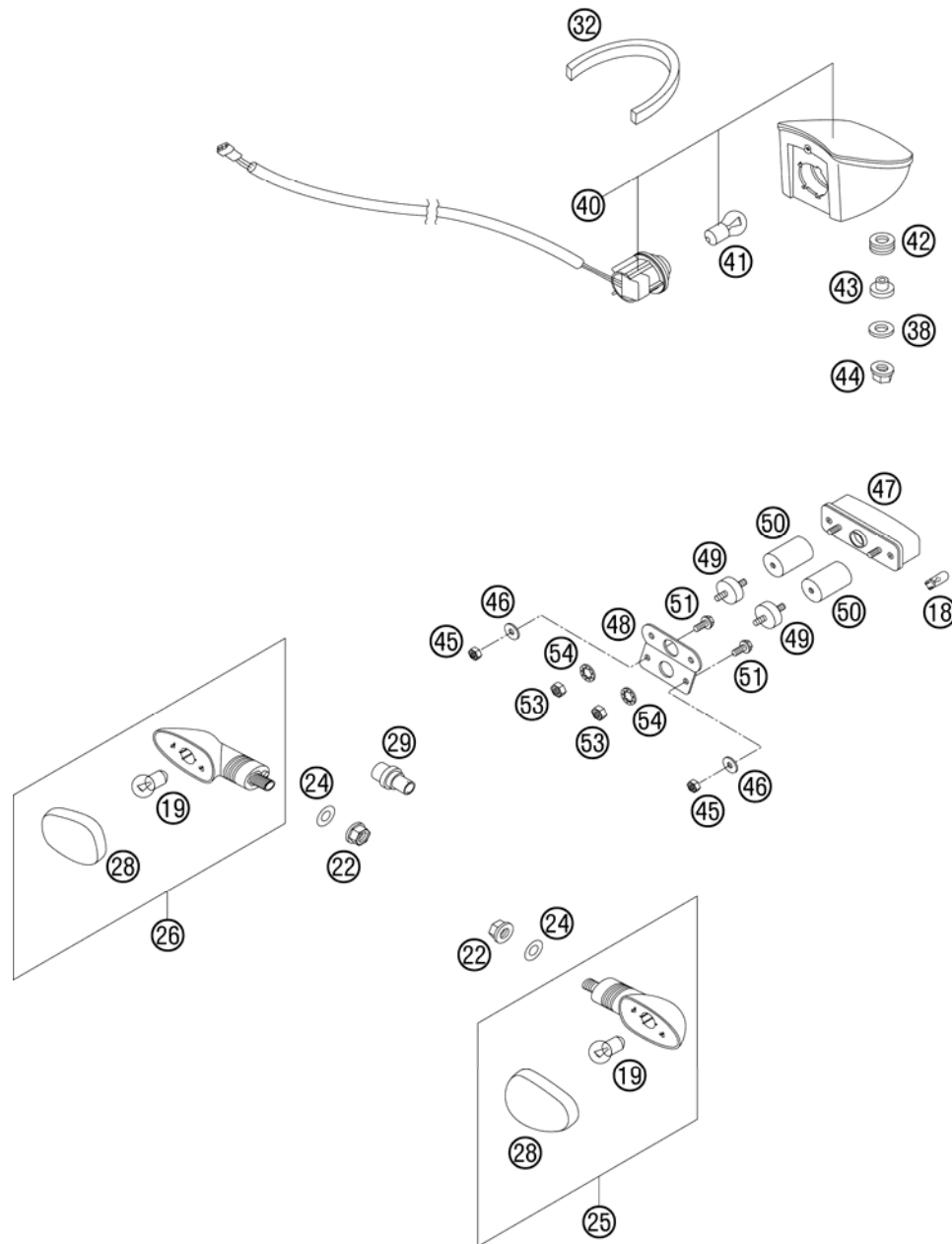


FIG	PART NUMBER	DESCRIPTION	QTY
18	49011435100	BULB 12V 5W (W2,1X9,5D) PHIL.	1
19	44111015100	BULB 12V 10W (BA15S)	4
22	58414030000	HH COLLAR NUT M10X1,25 WS=13	2
24	0125100003	WASHER DIN0125-A10,5	2
25	5841402500030	FLASHER CPL.FRONT L/S REAR R/S	2
26	5841402600030	FLASHER CPL.FRONT R/S REAR L/S	2
28	58414028000	FLASHER LENS L/S & R/S '98	4
29	58714030000	FLASHER SUPPORT M10X1,25 SW=17 ONLY FOR REAR FLASHER	2
32	58211001063	FOAM 4X9MM PER METER	x
38	51006097000	WASHER 6,2X22X1,ST30,W.GALV.	3
40	58414040100	REAR LIGHT CPL. LC4 2001	1
41	58414042000	BULB 12V 21/5W (BAY15S)REINFO.	1
42	41001052000	RUBBER SLEEVE D=12MM	3
43	58714048000	REAR LIGHT BUSHING	3
44	56509064100	SELF LOCKING NUT M6 10.9	3
45	0985050003	SELF LOCKING NUT DIN0985-M 5	2
46	0021050003	WASHER DIN9021-A 5,3	2
47	58414047000	LICENSE-PLATE ILLUMINATION '98	1
48	58708015060	BRACKET F.LICENSE-PLATE ILLUM.	1
49	49001426000	RUBBER GROMMET 20X10-M6X12 (2)	2
50	58708015070	CONNECTING PIECE M6/M5 L=25MM	2
51	0015050123	HH COLLAR SCREW M 5X12 WS=8	2
53	0985060003	SELF LOCK. NUT DIN0985-M 6	2
54	0797060003	TOOTH LOCK WASH. DIN6797-A 6,4	2

055871403 / C065871405

* NEW PART

X AS REQUIRED

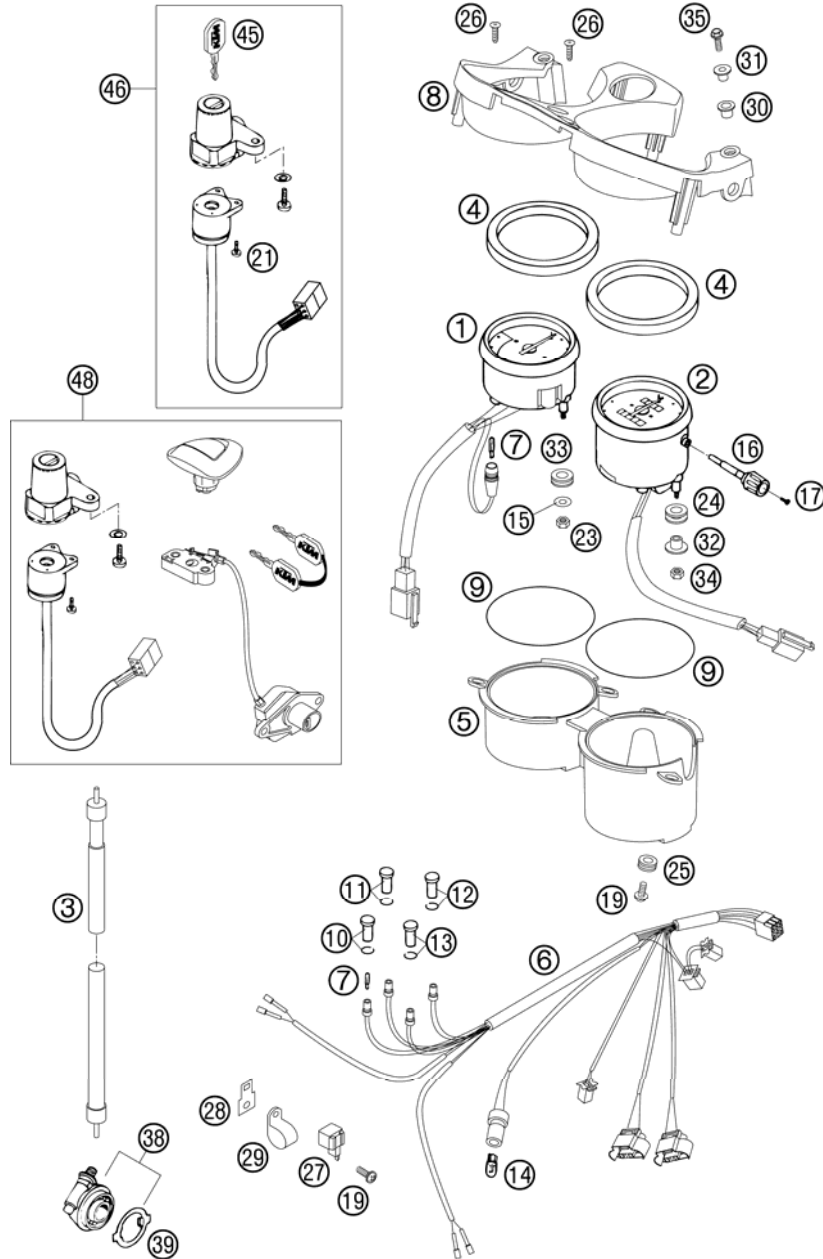


FIG	PART NUMBER	DESCRIPTION	QTY
1	58714075000	TACHOMETER DUKE '99	1
2	58714057000	SPEEDOMETER KMH DUKE '99	1
3	58714055000	SPEEDOM.CABLE M12/12 785MM '99	1
4	58714067000	FOAM RUBBER RING 92X110X15 '99	2
5	58711051000	INSTRUMENTS BRACKET DUKE '99	1
6	58711082000	WIRING HARNESS COCKPIT DUKE '99	1
7	49111425000	BULB 12V 1,2W (W2X4,6D)	5
8	58714070000	INSTRUMENTS COVER DUKE '99	1
9	0770860025	O-RING 86,00X2,50 NBR70IT	2
10	58011021300	H.BEAM INDICATOR LIGHT BLUE '98	1
11	58011023300	NEUTRAL INDIC. LIGHT GREEN '98	1
12	58011024000	TEMPERATURE WARN. LIGHT RED '98	1
13	58011024300	FLASHER INDICAT.LIGHT GREEN '98	1
14	49011435100	BULB 12V 5W (W2,1X9,5D) PHIL.	1
15	0021040003	WASHER DIN9021-A 4,3	2
16	58714049000	RESET KNOB FOR TRIPMETER '99	1
17	58714049010	SCREW FOR RESET KNOB '99	1
19	0016050121	SCREW FOR PLASTIC 50X12	5
21	0985040123	FLAT HEAD SCREW DIN7985-M 4X12	2
23	0934040003	HEXAGON NUT DIN0934-M 4	2
24	31008080000	RUBBER GROMMIT BL. DA60/110/30	2
25	31008060000	RUBBER SLEEVE D=8MM OPEN	4
26	0017050181	SCREW FOR PLASTIC D=5X18	2
27	44611207200	FLASHER UNIT 97	1
28	58411031000	BRACKET F. FLASHER REL. CURVED	1
29	57013070400	PVC CLAMP 17,4MM HEYCO 3381	1
30	31008070000	RUBBER GROMMIT D=7,6MM	2
31	58714070050	BUSHING F.INSTRUMENTS COVER	2
32	58714062010	DISTANCE BUSHING '99	2
33	31008008000	RUBBER GROMMIT BLACK	2
34	0985050003	SELF LOCKING NUT DIN0985-M 5	2
35	0015060163	HH COLLAR SCREW M 6X16 WS=8	2
38	58311052000	SPEEDOME.DRIVE 748208(2,66)'94	1
39	58111053100	DRIVING DOG F.SPEEDOM.DRIVE '92	1
45	40011166100	KEY BLANK LC4/DUKE/LC8	1
46	58411066100	IGNITION LOCK 99 3 SWITCH POSITIONS	1

04587142 / C065871406

* NEW PART

X AS REQUIRED

SPEEDOMETER

640 DUKE II LIMITED ED EU 2006

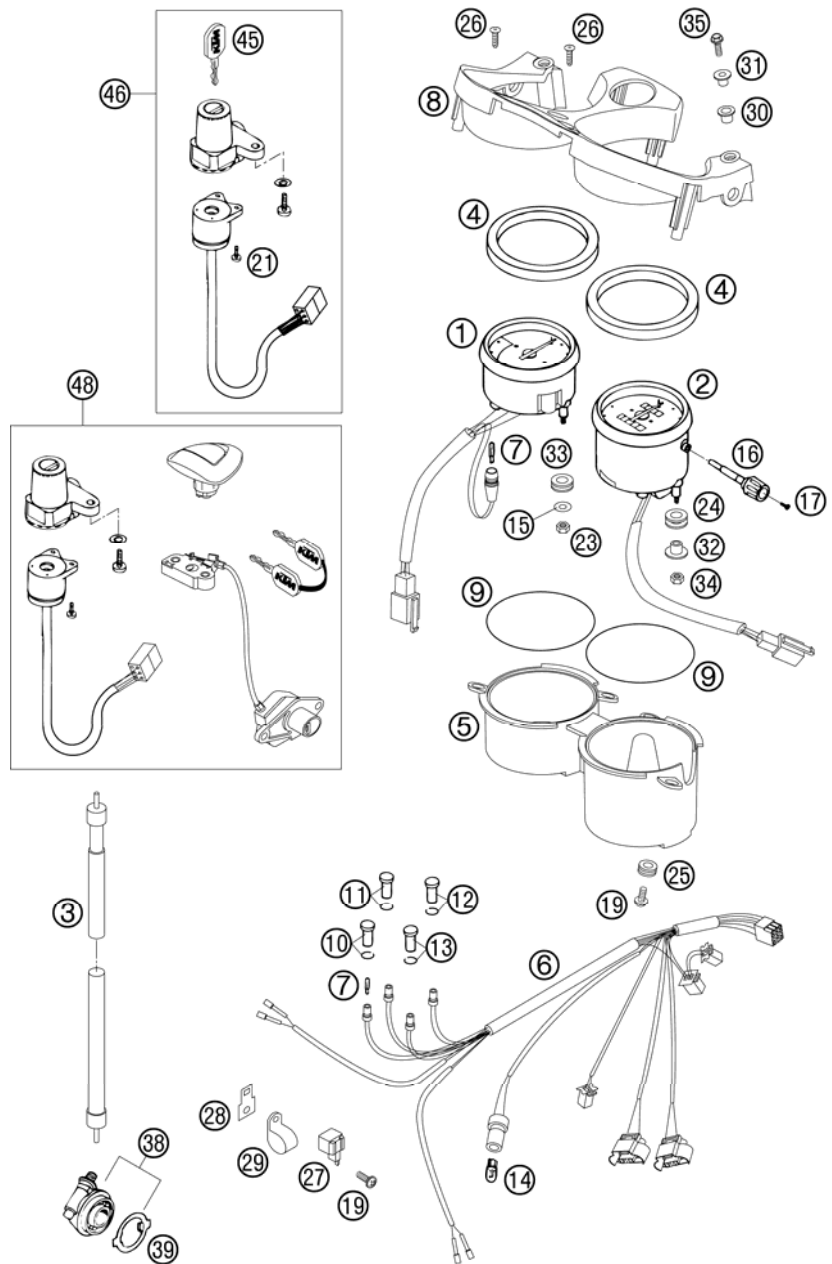



FIG	PART NUMBER	DESCRIPTION	QTY
48	58711066144	LOCK SYSTEM DUKE USA 99	1

04587142 / C065871406

* NEW PART

X AS REQUIRED







KTM-Sportmotorcycle AG
A-5230 Mattighofen
www.ktm.at

KTM Group Partner



3CF9725F7EN



Art.Nr.: 3CF9725F7EN 1/2006