

**GB** INSTALLATION INSTRUCTIONS

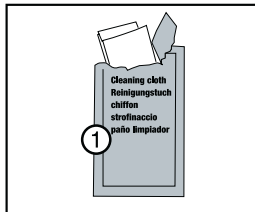
**D** MONTAGEANLEITUNG

**F** INSTRUCTION DE MONTAGE

**I** MANUALE DI INSTALLAZIONE


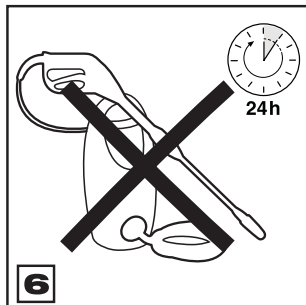
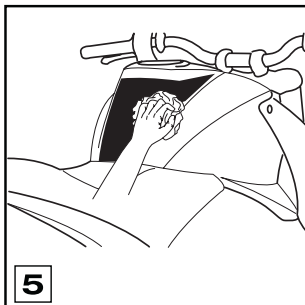
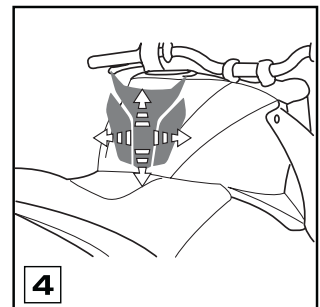
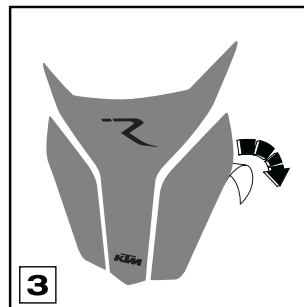
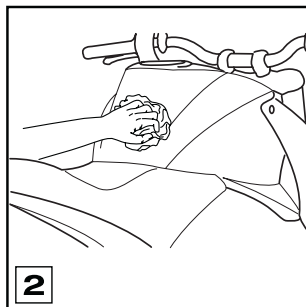
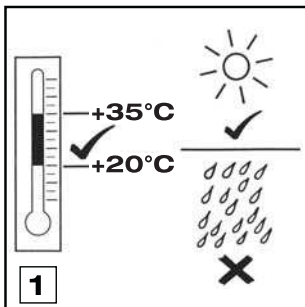
**E** INSTRUCCIONES

Tools Required  
Notwendige Geräte  
Équipement Nècessaire  
Attrezzatura Richiesta  
Utensilios necesarios



- ① Cleaning cloth (included)
- Reinigungstuch (beinhaltet)
- chiffon (compris)
- strofinaccio (inclusa)
- pañó limpiador (incluido)

- GB** Surface has to be dry, free of dust and grease.
- D** Klebefläche muss trocken, staub- und fettfrei sein.
- F** Veillez à ce que la surface adhésive soit sèche, dépoussiérée et dégraissée.
- I** La superficie adesive dev' essere secca, senza polvere e grasso. La superficie dev' essere pulitissima.
- E** Áera para el adhesivo tiene que estar seca, libre de polvo y de aceite.



KTM Teilenummer / Partnumber / Cod.art. / Référence / Número de la pieza KTM

**61007011100**

08/2006

KTM Sportmotorcycle AG  
Stallhofnerstraße 3  
A-5230 Mattighofen  
www.ktm.com

**KTM POWERPARTS**